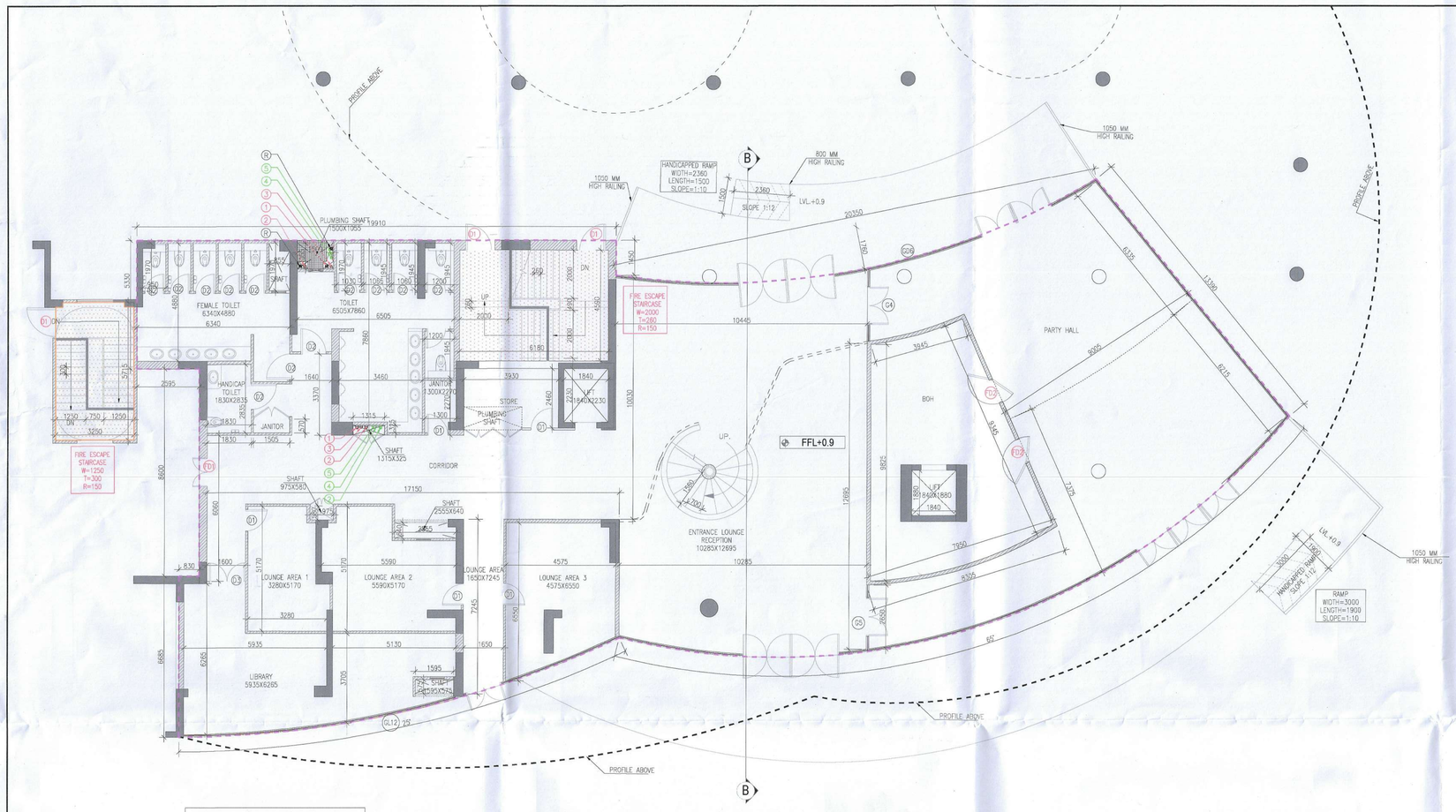

GROUND FLOOR PLAN
LEVEL+900
COMMUNITY BUILDING-01

FAR AREA OF GROUND FLOOR (COMMUNITY BUILDING-1)								
GROSS –A								
C1	1	X	2.595	X	5.330	=	13.831	SQM
C2	0.5	X	(6.685+6.500)	X	0.835	=	5.505	SQM
C4	0.5	X	17.310	X	16.495	=	142.764	SQM
				TOTAL		=	162.100	SQM

FAR AREA OF GROUND FLOOR (COMMUNITY BUILDING-1)													
GROSS-B													
NO.	A		B		C				$	AREA OF = S/(S-A)(S-B)(S-C)	Area		
C3	17.920	+	20.425	+	24.040	/	2	=	31.1925	31884.210	178.592	SQM	
C7	30.420	+	13.390	+	29.320	/	2	=	36.665	37726.420	191.920	SQM	
C8	15.045	+	20.350	+	30.420	/	2	=	32.9075	18361.299	150.452	SQM	
				TOTAL						=	520.934	SQM	
FAR AREA OF GROUND FLOOR (COMMUNITY BUILDING-1)		=	GROSS-A	+	GROSS-B	+	GROSS-C	-	GROSS-D				
		=	162.100	+	520.934	+	100.149	-	21.440				
		=	761.743	GROSS-1									

FAR AREA OF GROUND FLOOR (COMMUNITY BUILDING-1)																				
GROSS –C																				
C5	3.14	X	43.475	X	43.475	X	25	/	360	-	0.5	X	43.475	-	1.025	X	18.775	=	13.642	SQM
C6	3.14	X	27.415	X	27.415	X	65	/	360	-	0.5	X	27.415	-	4.250	X	29.320	=	86.506	SQM
									TOTAL									=	100.149	SQM

FAR AREA OF GROUND FLOOR (COMMUNITY BUILDING-1)																				
GROSS – D																				
xx	3.14	X	30.255	X	30.255	X	39	/	360	-	0.5	X	30.255	-	1.760	X	20.350	=	21.440	SQM
									TOTAL									=	21.440	SQM

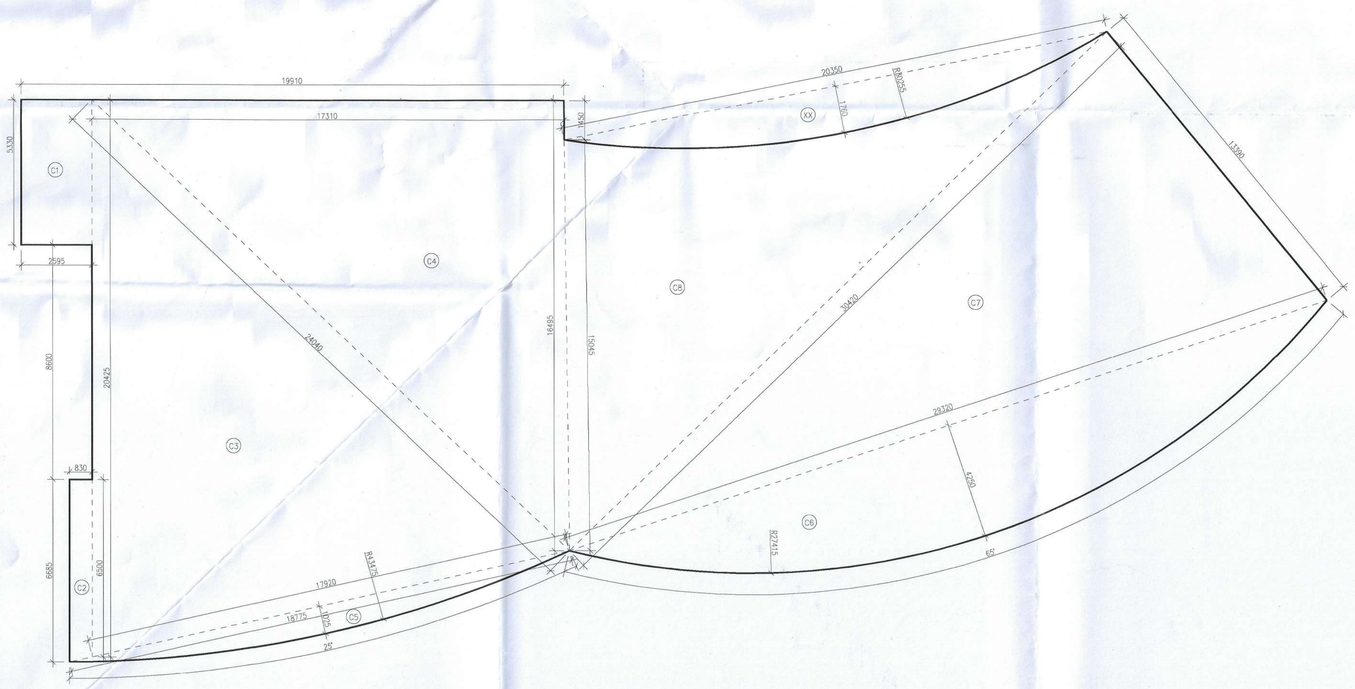

FAR AREA OF GROUND FLOOR
COMMUNITY BUILDING-01

SCHEDULE OF OPENINGS								
GROUND FLOOR								
				Finish Opening				
Door Tag	Location	Size	Type	Lintel/ ht.	Cill	Width	Fire rating	Description
D1	Store & Utility, Business centre, Convenience store, Steam room	900x3000	Single leaf	2400		900		Flush Door
D2	Toilet, Tower lobby reception& Utility, toilet	1050x3000	Single leaf	2400		1050		Flush Door
D3	Library	1200x3000	Double leaf	2400		1200		Glazing
FD1	Staircase, Corridor	1200x3000	Double leaf	2400		1200	2	Fire rated,Flush Door
FD2	BOH	1050x3000	Single leaf	2400		1050	2	Fire rated, Double swing
GL1	Tower lobby	1145x3000		3000		1145		ext. Glazing
GL2	Tower lobby	1500x3000		3000		1500		ext. Glazing
GL3	Tower lobby	1960x3000		3000		1960		ext. Glazing
GL4	Tower lobby	4550x3000		3000		4550		ext. Glazing
GL5	Tower lobby	4550x3000		3000		4550		ext. Glazing
GL6	Tower lobby	1960x3000		3000		1960		ext. Glazing
GL7	Tower lobby	1500x3000		3000		1500		ext. Glazing
GL8	Tower lobby	1145x3000		3000		1145		ext. Glazing
GL9	Tower lobby	8000x3000		3000		8000		ext. Glazing
GL10	Tower lobby	8000x3000		3000		8000		ext. Glazing
GD1	Tower lobby	5300x3000		3000		5300		ext. Glazing + door
GD2	Tower lobby	3700x3000		3000		3700		ext. Glazing + door
GD3	Convenience store	12055x3000		3000		12055		ext. Glazing + door
GD4	Multipurpose hall	39500x3000		3000		39500		ext. Glazing + door
GD5	Corridor	3040x3000		3000		3040		ext. Glazing + door
GD6	Banquet hall	71,340x3000		3000		71340		ext. Glazing + door
G1	Gym	1970x2400		2400		1970		int. Glazing + door
G2	Gym	3810x2400		2400		3810		int. Glazing + door
G3	Multipurpose hall	3970x2400		2400		3970		int. Glazing + door
G4	Banquet hall	2955x2400		2400		2955		int. Glazing + door
G5	Banquet hall	2650x2400		2400		2650		int. Glazing + door
FIRST FLOOR								
				Finish Opening				
Door Tag	Location	Size	Type	Lintel/ ht.	Cill	Width	Fire rating	Description
D1	Store & Utility, Green room,	900x2400	Single leaf	2400		900		Flush Door
D2	Toilet, Bar	1050x2400	Single leaf	2400		1050		Flush Door
D3	Kid's room, Indoor games	1200x2400	Double leaf	2400		1200		Flush Door
FD1	Staircase, Corridor, Café	1200x2400	Double leaf	2400		1200	2	Fire rated,Flush Door
FD2	Bar	1050x2400	Single leaf	2400		1050	2	Fire rated,Flush Door
FD3	Kitchen, Mini theatre	1500x2400	Double leaf	2400		1500	2	Fire rated,Flush Door
GD1	Yoga studio	24120x3000		3000		24120		ext. Glazing + door
GD2	Corridor	3040x3000		3000		3040		ext. Glazing + door
GD3	Restaurant	40405x3000		3000		40405		ext. Glazing + door
GD4	Café	6600x3000		3000		6600		ext. Glazing + door
GD5	Bar	11630x3000		3000		11630		ext. Glazing + door
GL1	Indoor games, Kid's room	13680x3000		3000		13680		ext. Glazing + door
GL2	Multipurpose double ht.	43760x3000		3000		43760		ext. Glazing + door
GL3	Kitchen	8335x3000		3000		8335		ext. Glazing + door
GL4	Reception void	10460x3000		3000		10460		ext. Glazing + door
G1	Yoga studio,	2205x2400		2400		2205		int. Glazing + door
G2	Private dining	10305x2400		2400		10305		int. Glazing + door

COMMUNITY BUILDING-1 AREA GROUND COVERAGE								
GROSS –A								
C1	1	X	2.595	X	5.330	=	13.831	SQM
C2	0.5	X	(6.685+6.500)	X	0.835	=	5.505	SQM
C4	0.5	X	17.310	X	16.495	=	142.764	SQM
				TOTAL		=	162.100	SQM

COMMUNITY BUILDING-1 AREA GROUND COVERAGE													
GROSS-B													
NO.	A		B		C				$	AREA OF = S/(S-A)(S-B)(S-C)	Area		
C3	17.920	+	20.425	+	24.040	/	2	=	31.1925	31884.210	178.592	SQM	
C7	30.420	+	13.390	+	29.320	/	2	=	36.665	37726.420	191.920	SQM	
C8	15.045	+	20.350	+	30.420	/	2	=	32.9075	18361.299	150.452	SQM	
				TOTAL						=	520.934	SQM	
COMMUNITY BUILDING-1 AREA GROUND COVERAGE		=	GROSS-A	+	GROSS-B	+	GROSS-C	-	GROSS-D				
		=	162.100	+	520.934	+	100.149	-	21.440				
		=	761.743	GROSS-1									

COMMUNITY BUILDING -2 AREA ADDITION GROUND COVERAGE																				
GROSS –C																				
C5	3.14	X	43.475	X	43.475	X	25	/	360	-	0.5	X	43.475	-	1.025	X	18.775	=	13.642	SQM
C6	3.14	X	27.415	X	27.415	X	65	/	360	-	0.5	X	27.415	-	4.250	X	29.320	=	86.506	SQM
									TOTAL									=	100.149	SQM

COMMUNITY BUILDING -2 AREA DEDUCTION GROUND COVERAGE																				
GROSS – D																				
xx	3.14	X	30.255	X	30.255	X	39	/	360	-	0.5	X	30.255	-	1.760	X	20.350	=	21.440	SQM
									TOTAL									=	21.440	SQM

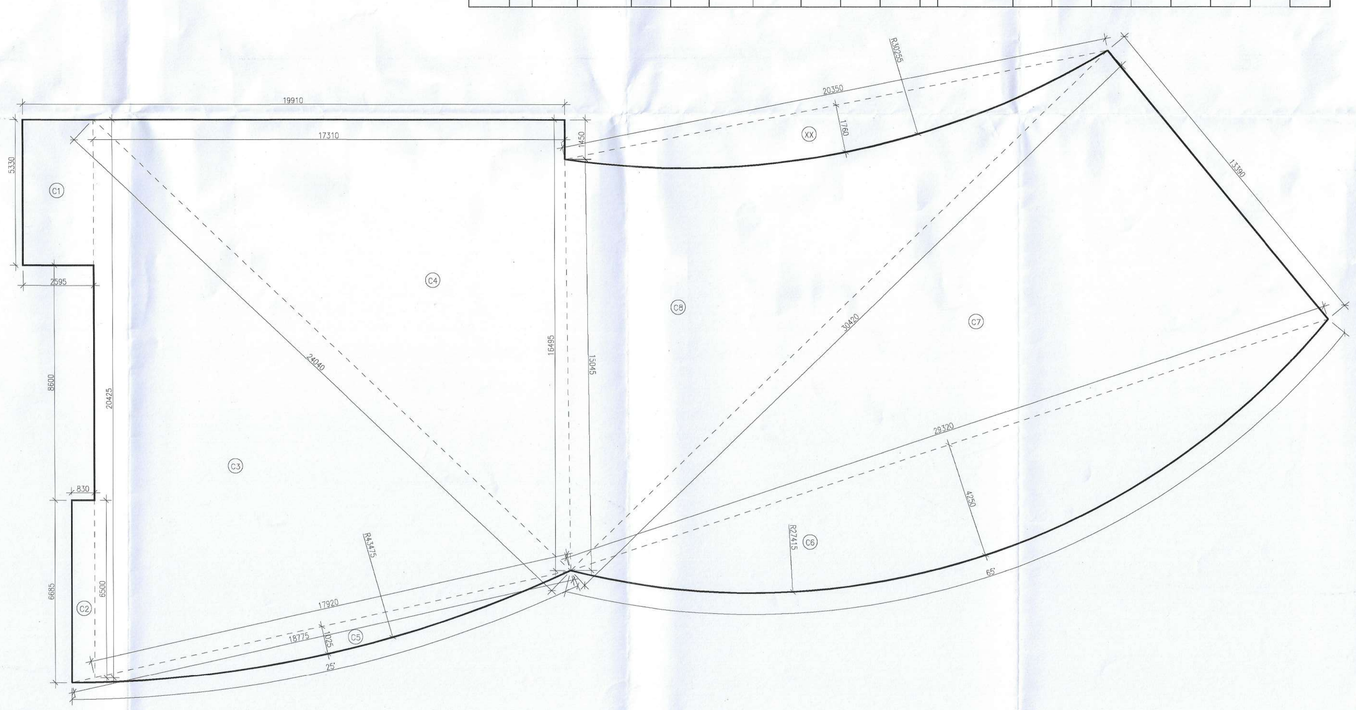

GROUND COVERAGE
COMMUNITY BUILDING-01

Building Plans Sanction and Plans will be valid for five year only
To be read with Memo No. 1311
Dated 17/10/25

Building Plans Approved by Supervising Committee (HQ).

Chairman Building Plan Committee cum Senior Town Planner
HSIIDC, IMT Manesar

Recommended for Sanction
HDM
D/MAN

PLUMBING VERTICAL PIPES SCHEDULES:-		
1		100ø SOIL PIPE
2		100ø WASTE PIPE
3		75ø VENT PIPE
4		DOMESTIC WATER SUPPLY MAIN PIPE
4a		DOMESTIC BOOSTER WATER SUPPLY PIPE
5		DOMESTIC WATER SUPPLY BRANCH PIPE
6		FLUSHING WATER SUPPLY BRANCH PIPE
7		FLUSHING WATER SUPPLY MAIN PIPE
8		DOMESTIC WATER RISER TO OHT
9		FLUSHING WATER RISER TO OHT
R		100ø ROOF RAIN WATER PIPE
R1		75ø BALCONY RAIN WATER PIPE

Note :-

1. BUILDING HAS AUTOMATIC SPRINKLER SYSTEM WHEREVER REQUIRED BY NBC.
2. BUILDING WILL BE DESIGNED (STRUCTURES) AS PER RELEVENT IS CODES FOR EARTH QUAKE RESISTANCE.
3. POWER BACKUP/ MECHANICAL VENTILATED SHAFTS.

PROJECT:

PROPOSED BUILDING PLAN OF GROUP HOUSING AT SITE NO. GH-03 SITUATED AT SECTOR-80 (RESIDENTIAL), MANESAR-MEASURING 22501.0 SQM.

ASSOCIATE ARCHITECTS

GG ASSOCIATES

PLOT NO-408 SEC-37C GURGAON (PH-9560794794)

OWNER'S SEAL & SIGNATURE

ARCHITECT'S SEAL & SIGNATURE

Ar. Ravinder Kumar
CA/2012/55971
Mob.: 9871004573

DEC.-2024 | Scale : 1:100

Drawing Title:- COMMUNITY BUILDING-1 GROUND FLOOR PLAN & AREA DIAGRAM

Drawing No:- TB-01