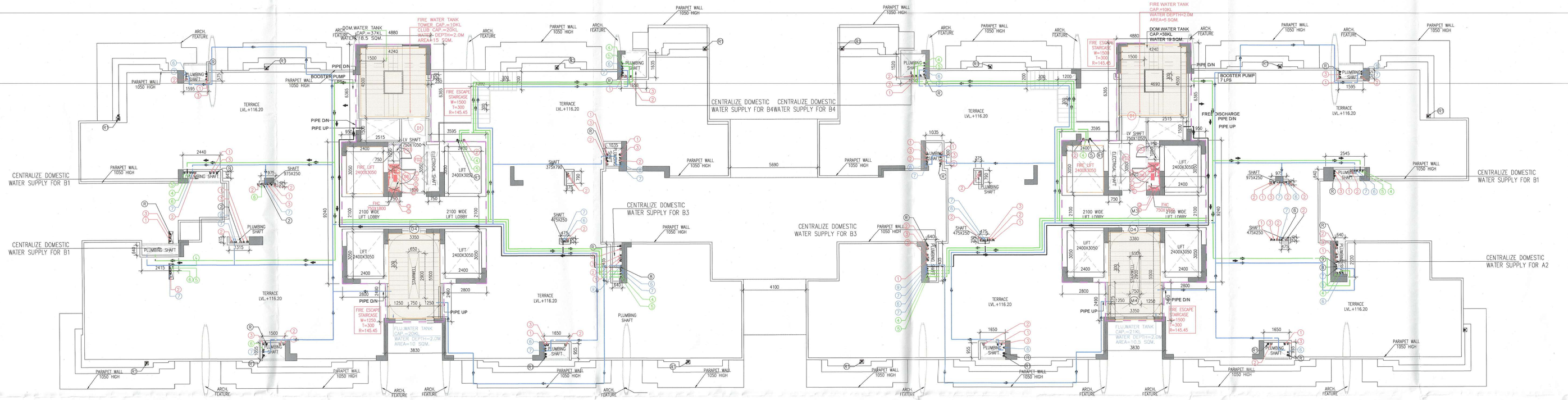

TERRACE FLOOR PLAN
LEVEL. +116.20
TOWER-A

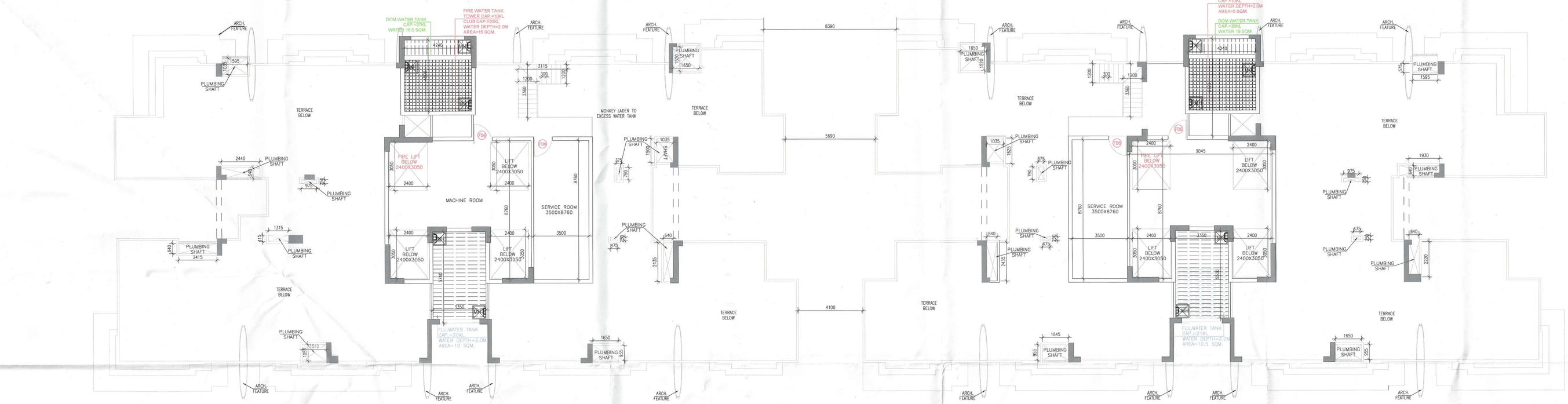

MRL&OHT
LEVEL.
TOWER-B

MRL&OHT
LEVEL.
TOWER-A

FIRE LEGEND:		
S. No.	SYMBOL	DESCRIPTION
A.		100ø HYDRANT PIPE(LOW ZONE)
B.		80ø SPRINKLER DRAIN PIPE
C.		100ø SPRINKLER PIPE(LOW ZONE)
D.		100ø HYDRANT PIPE(MID ZONE)
E.		100ø SPRINKLER PIPE(MID ZONE)
F.		100ø HYDRANT PIPE(HIGH ZONE)
G.		100ø SPRINKLER PIPE(HIGH ZONE)

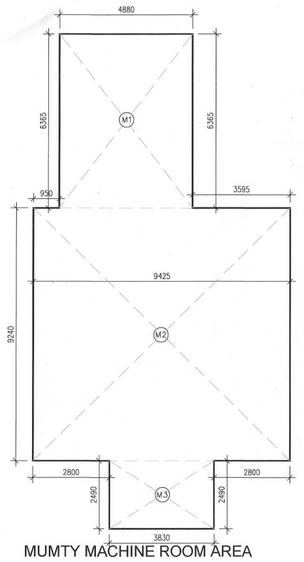

MUMTY MACHINE ROOM AREA
TOWER -B

MUMTY MACHINE ROOM TOWER-B								
GROSS -1	ADDITION							
M1	1	X	4.880	X	6.365	=	31.061	SQM
M2	1	X	9.425	X	9.240	=	87.087	SQM
M3	1	X	3.830	X	2.490	=	9.537	SQM
					TOTAL	=	127.685	SQM

MUMTY MACHINE ROOM TOWER-A								
GROSS -1	ADDITION							
M1	1	X	4.880	X	6.365	=	31.061	SQM
M2	1	X	9.425	X	9.240	=	87.087	SQM
M3	1	X	3.830	X	2.490	=	9.537	SQM
					TOTAL	=	127.685	SQM

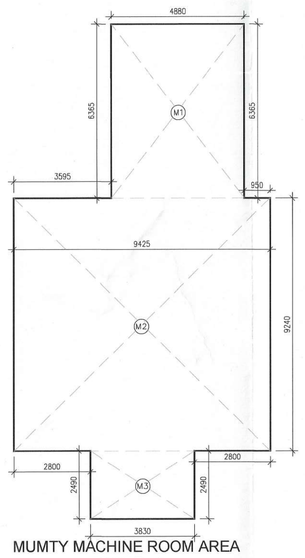

MUMTY MACHINE ROOM AREA
TOWER -A

Building Plans Sanction and Plans will be valid for five year only
To be read with Memo No. 1321
Dated 17/01/25

Building Plans Approved by Supervising Committee (HQ).

Chairman Building Plan Committee cum Senior Town Planner

Recommended for Sanction
HDM.
D/MAN.

PLUMBING VERTICAL PIPES SCHEDULES:-		
1		100ø SOIL PIPE
2		100ø WASTE PIPE
3		75ø VENT PIPE
4		DOMESTIC WATER SUPPLY MAIN PIPE
4A		DOMESTIC BOOSTER WATER SUPPLY PIPE
5		DOMESTIC WATER SUPPLY BRANCH PIPE
6		FLUSHING WATER SUPPLY BRANCH PIPE
7		FLUSHING WATER SUPPLY MAIN PIPE
8		DOMESTIC WATER RISER TO OHT
9		FLUSHING WATER RISER TO OHT
R		100ø ROOF RAIN WATER PIPE
R1		75ø BALCONY RAIN WATER PIPE

Note :-

1. BUILDING HAS AUTOMATIC SPRINKLER SYSTEM WHEREVER REQUIRED BY NBC.
2. BUILDING WILL BE DESIGNED (STRUCTURES) AS PER RELEVENT IS CODES FOR EARTH QUAKE RESISTANCE.
3. POWER BACKUP/ MECHANICAL VENTILATED SHAFTS.

PROJECT:

PROPOSED BUILDING PLAN OF GROUP HOUSING,AT SITE NO. GH-03 SITUATED AT SECTOR-80 (RESIDENTIAL), MANESAR-MEASURING 22501.0 SQM.

ASSOCIATE ARCHITECTS

GG ASSOCIATES

PLOT NO-408 SEC-37C GURGAON(PH-9560794794)

OWNER'S SEAL & SIGNATURE

ARCHITECT'S SEAL & SIGNATURE

Ar. Ravinder Kumar
CA/2012/55971
Mob.: 9871004573

DEC.-2024 | Scale -1:100

Drawing Title:-
TOWER-A & B
TERRACE FLOOR PLAN & AREA DIAGRAM

Drawing No:-
TA-06