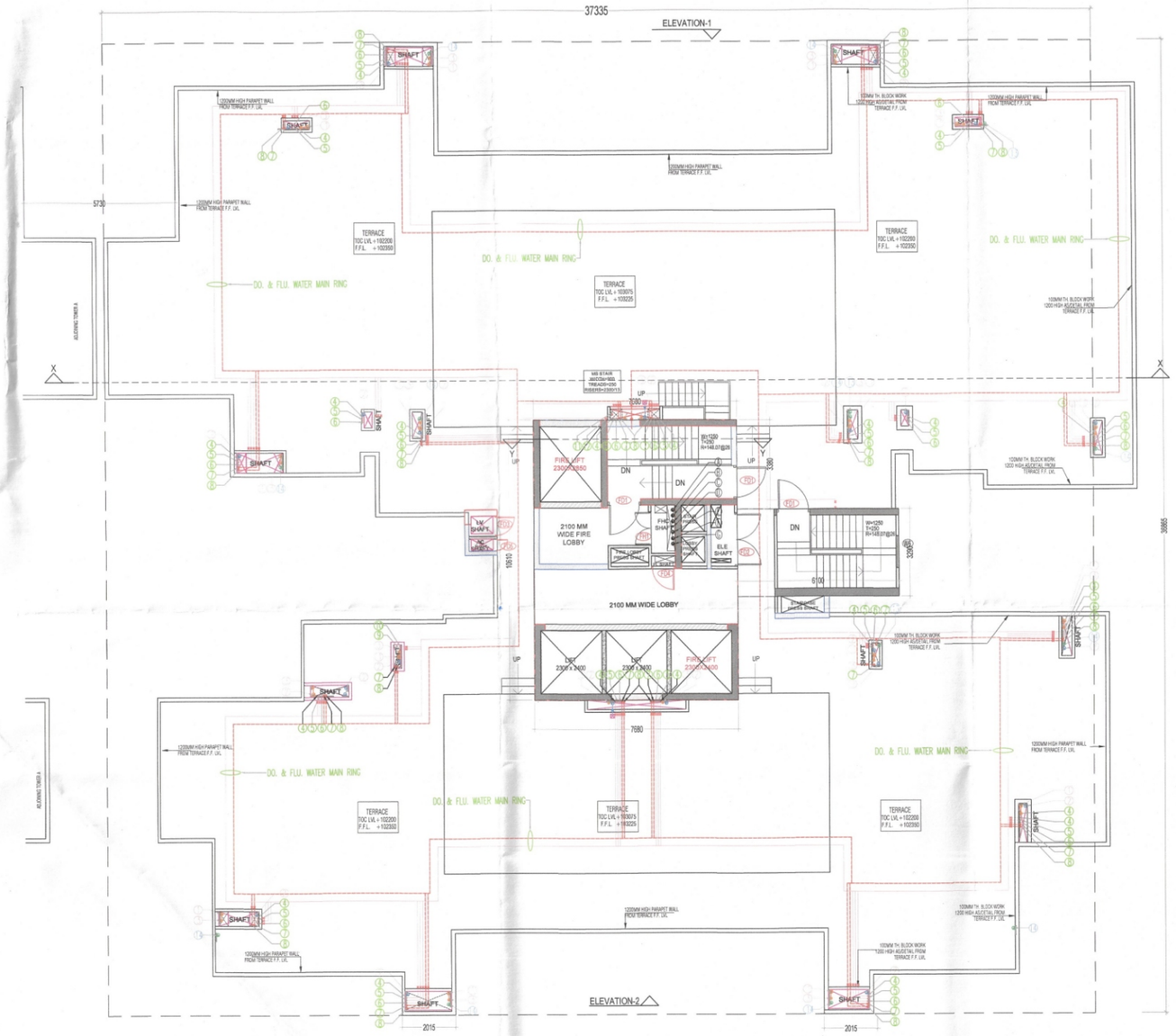

TOWER - B
TERRACE LEVEL PLAN

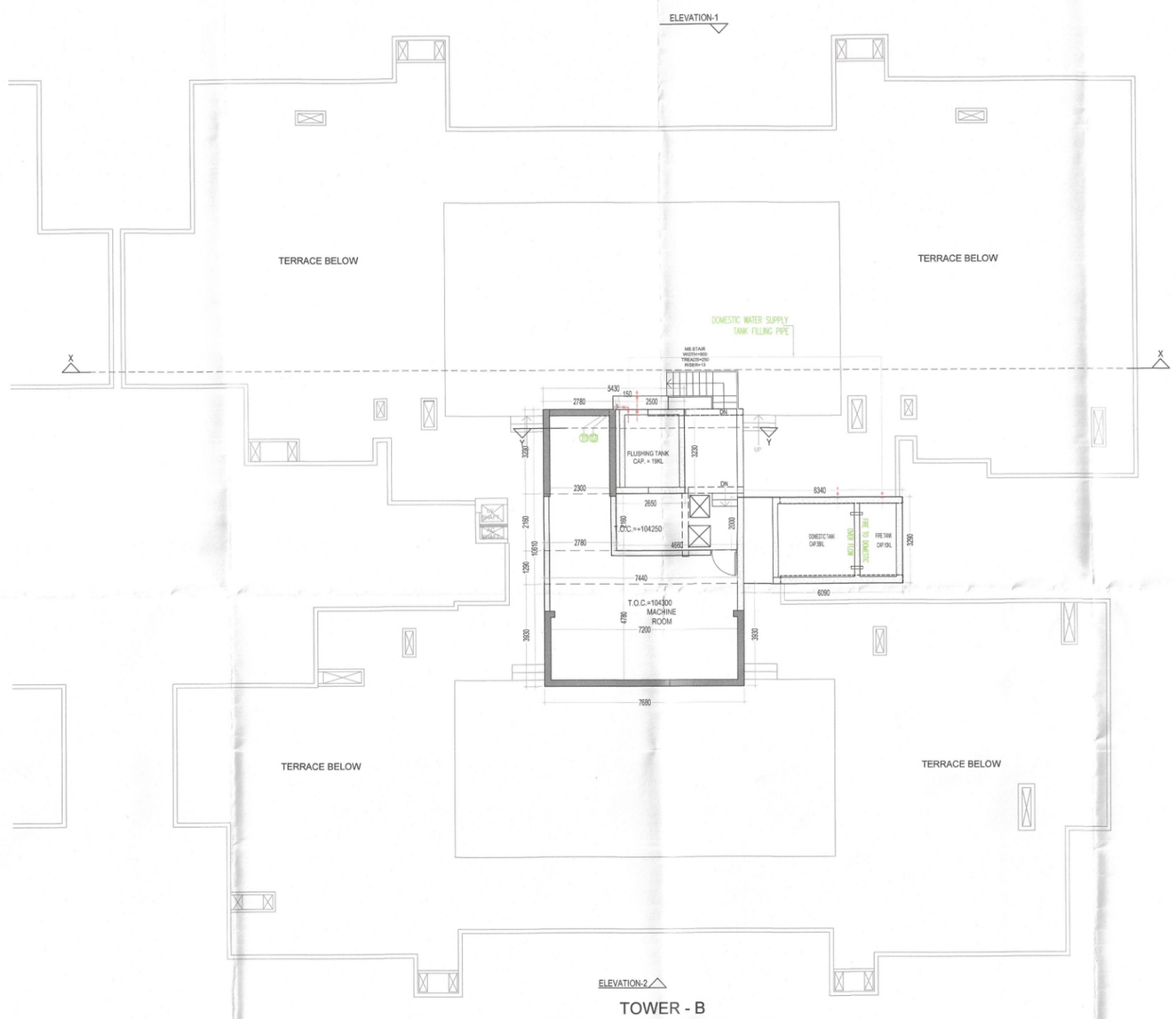

TOWER - B
MUMTY MACHINE RM & OHT
LEVEL PLAN

LEGEND:-

- AREA FAR
- AREA NON FAR
- SERVICE SHAFT (CUTOUT)
- 2 HRS. FIRE RATED FULL HEIGHT WALL
- CARPET AREA

MUMTY,MACHINE ROOM & OH TANK- NON FAR -TOWER -B (All Distances are in Meter & Areas in Sqm)				
ITEM	NO.S	WIDTH (MTR.)	LENGTH (MTR.)	AREA(SQ.MT.) = NO.X LENGTH X WIDTH
M1	1	6.100	3.290	20.069
M2	1	7.680	10.610	81.485
M3	1	6.340	3.290	20.859
M4	1	7.680	3.930	30.182
M5	1	7.440	1.290	9.598
M6	1	2.780	2.160	6.005
M7	1	5.430	3.230	17.539
TOTAL NON FAR				185.736

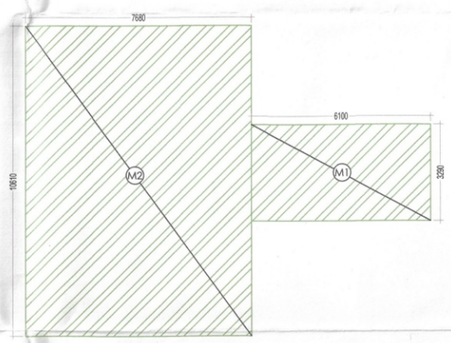

TOWER- B
MUMTY LEVEL AREA DIAGRAM

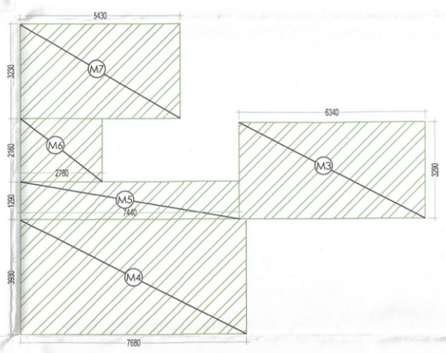

TOWER- B
MACHINE RM. & O.H.TANK LEVEL AREA DIAGRAM

NOTES

1. THIS DRAWING SHALL BE READ IN CONJUNCTION WITH THE RELEVANT ARCHITECTURAL STRUCTURAL, MEP DRAWINGS.
2. ANY DISCREPANCY BETWEEN THE VARIOUS DRAWINGS SHALL BE BROUGHT TO THE NOTICE OF THE ARCHITECT IMMEDIATELY.
3. THE DRAWING SHALL NOT BE SCALED, ONLY WRITTEN DIMENSIONS SHALL BE FOLLOWED.
4. THE FINISHED FLOOR LEVELS GIVEN IN THIS DRAWING ARE WITH RESPECT TO THE CENTRE LINE OF THE FRONT ROAD AT THE MIDDLE OF PLOT AS ± 0.00M.
5. PLEASE FOLLOW SERVICES DRAWING FOR ELECTRICAL AND SERVICES SHAFT DETAIL.
6. FOR STAIRCASE, LIFT LOBBY, TOILET, KITCHEN, RAILING AND BALCONY PLEASE FOLLOW DETAIL DRAWING.

S.T.P.(HQ) Member Secretary B.P.A.C. | S.T.P.(G) Member B.P.A.C. | C.T.P.(HR) Chairman B.P.A.C.

DTP(HQ) | DTP (T) MEMBER BPAC | ATP(HQ)

SANCTIONED
TO BE READ WITH THIS OFFICE MEMO NO.: 3474 DATED: 27/1/25

AD | PA | ATP

Rajesh Dutt SD(HQ)

Key Plan

LEGEND FOR PLUMBING:-	
①	110 OD SWR PVC SOIL & VENT PIPE
②	110 OD SWR PVC WASTE & VENT PIPE
③	90 OD SWR PVC ANTI-SIPHONAGE PIPE
④	DOMESTIC WATER SUPPLY DN. TAKE PIPE 31th TO 28th FLOOR
⑤	DOMESTIC WATER SUPPLY DN. TAKE PIPE 27th TO 14th FLOOR
⑥	DOMESTIC WATER SUPPLY DN. TAKE PIPE 13th TO GROUND FLOOR
⑦	FLUSHING WATER SUPPLY DN. TAKE PIPE 31th TO 16th FLOOR
⑧	FLUSHING WATER SUPPLY DN. TAKE PIPE 15th TO 1st FLOOR
⑨	DOMESTIC WATER SUPPLY DN. TAKE PIPE 31th TO 28th FLOOR FOR SERVANT TOILET
⑩	DOMESTIC WATER SUPPLY DN. TAKE PIPE 27th TO 1st FLOOR FOR SERVANT TOILET
⑪	50ø DOMESTIC WATER SUPPLY RISER TO O.H.T. FILLING
⑫	50ø FLUSHING WATER SUPPLY RISER TO O.H.T. FILLING
⑬	110 OD UPVC RAIN WATER PIPE (FOR REFERENCE)
⑭	110 OD UPVC RAIN WATER PIPE (FOR REFERENCE)
⊠	CUTOUT 150x150 IN SLAB
	FLOOR DRAIN (110x63)

LEGEND:-	
Ⓐ	150ø M.S. FIRE SPRINKLER PIPE (ZONE-1) STILT FLOOR TO 13th FLOOR
Ⓑ	150ø M.S. FIRE SPRINKLER PIPE (ZONE-2) 14th FLOOR TO 28th FLOOR
Ⓒ	150ø M.S. FIRE SPRINKLER PIPE (ZONE-3) 29th FLOOR TO TERRACE FLOOR
Ⓓ	50ø M.S. FIRE SPRINKLER DRAIN PIPE
Ⓔ	100ø M.S. FIRE MAKE-UP LINE
Ⓕ	100ø M.S. FIRE HYDRANT PIPE (ZONE-1) STILT FLOOR TO 13th FLOOR
Ⓖ	100ø M.S. FIRE HYDRANT PIPE (ZONE-2) 14th TO TERRACE FLOOR

Checked and found ok for Public Health (Internal) Service only subject to comments in in forwarding letter No. 46-55 DT 3/01/25

Superintending Engineer (HQ) for Chief Engineer-I HSVP, Panchkula

Owner:
Union Buildmart Pvt.Ldt, Vibrant infratech Pvt. Ltd, Targe Buildcon Pvt in Collaboration with Union Buildmart Pvt. Ltd

Architect:
GIAN P. MATHUR AND ASSOCIATES (P) LTD.
C - 55, East Of Kailash, New Delhi-110065
T : 011-46599599 / F: 011-46599512
E : info@gpmindia.com / W : www.gpmindia.com

Project Title:
PROPOSED BUILDING PLAN OF PHASE - 2 GROUP HOUSING COLONY (MIX LAND USE RESIDENTIAL 99.5% AND 0.5% COMMERCIAL) ON THE AREA MEASURING 10.225 ACRES **(LICENCE NO. 229 OF 2023 DATED 02-11-2023)** IN SECTOR -113, GURUGRAM

Status: SUBMISSION DRAWING

Sheet Title: RESIDENTIAL TOWER -B TERRACE, MUMTY, MACHINE RM, & O.H.W.T LVL LAYOUT & AREA DETAIL

Owner's Sign: For Union Buildmart Private Limited — Authorized Signatory

Architect's Sign: GIAN P. MATHUR ARCHITECT B. Arch., M.C.A., LLA CA No. 80/5769

SCALE: 1: 100

DWG. No. SD/AR/M3M-113A/T-B-107