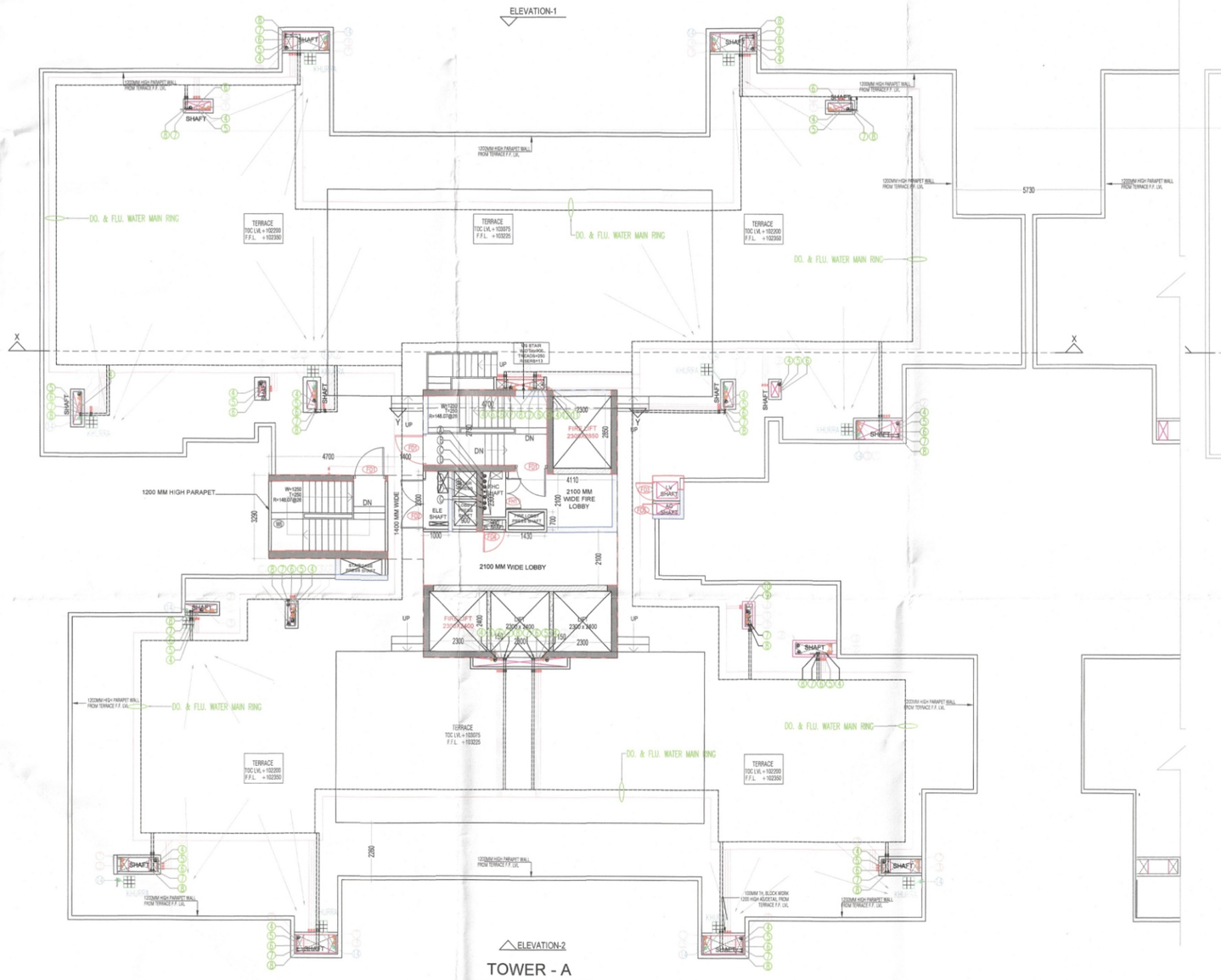

TOWER - A
TERRACE PLAN

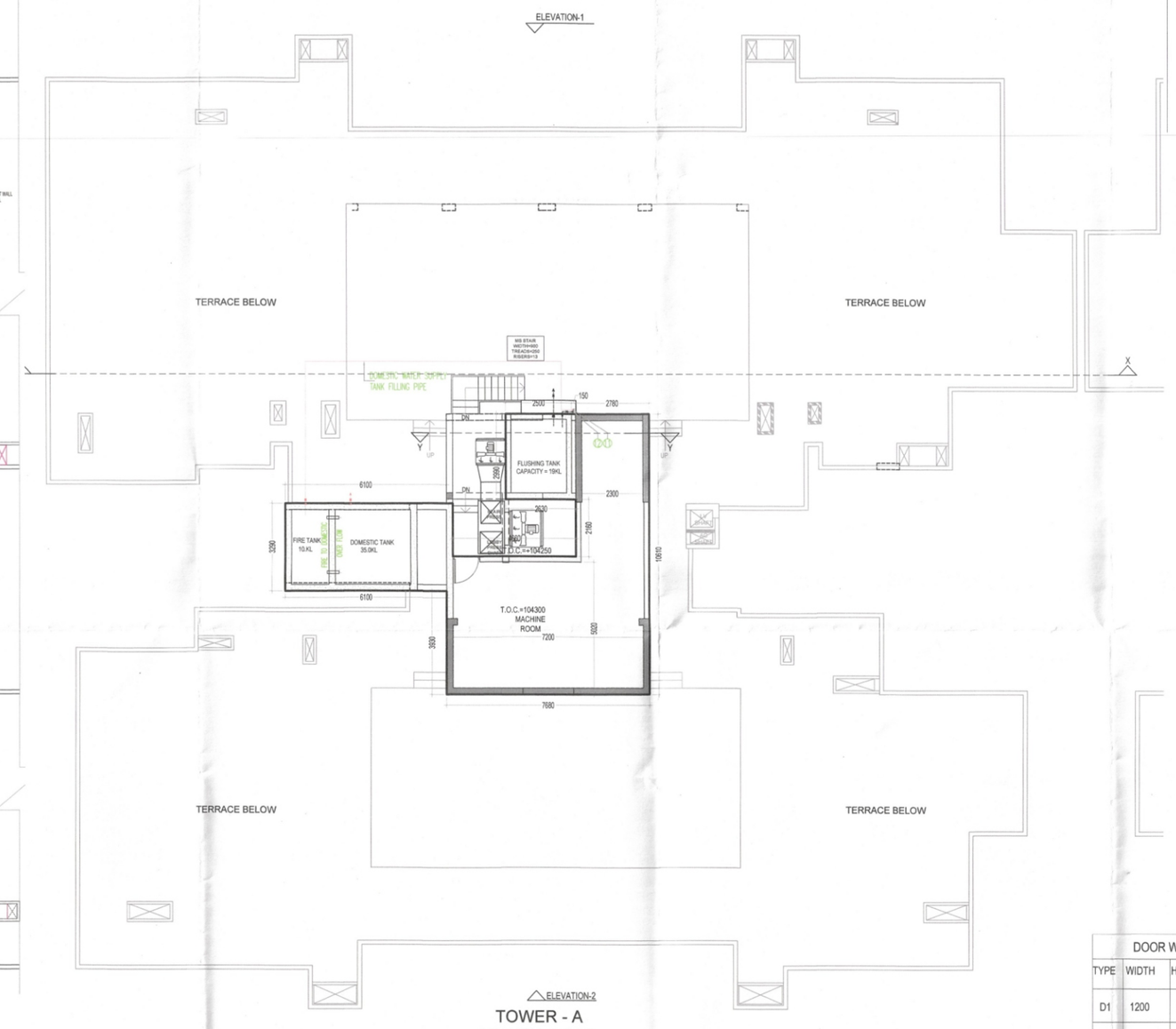

TOWER - A
MUMTY & OHT
LEVEL PLAN

MUMTY,MACHINE ROOM & OH TANK- NON FAR -TOWER -A (All Distances are in Meter & Areas in Sqm)				
ITEM	NO.S	WIDTH (MTR.)	LENGTH (MTR.)	AREA(SQ.MT.) = NO.X LENGTH X WIDTH
M1	1	6.100	3.290	20.069
M2	1	7.680	10.610	81.485
M3	1	6.340	3.290	20.859
M4	1	7.680	3.930	30.182
M5	1	7.440	1.290	9.598
M6	1	2.780	2.160	6.005
M7	1	5.430	3.230	17.539
TOTAL NON FAR				185.736

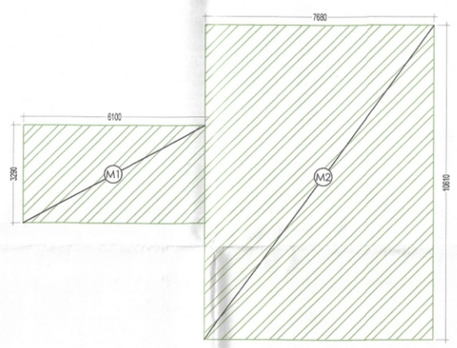

TOWER- A
MUMTY LEVEL AREA DIAGRAM

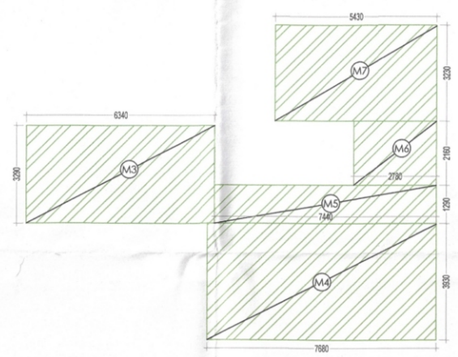

TOWER- A
MACHINE RM. & O.H.TANK LEVEL AREA DIAGRAM

LEGEND:-

- AREA FAR
- AREA NON FAR
- SERVICE SHAFT (CUTOUT)
- 2 HRS. FIRE RATED FULL HEIGHT WALL
- CARPET AREA

NOTES

1. THIS DRAWING SHALL BE READ IN CONJUNCTION WITH THE RELEVANT ARCHITECTURAL STRUCTURAL, MEP DRAWINGS.
2. ANY DISCREPANCY BETWEEN THE VARIOUS DRAWINGS SHALL BE BROUGHT TO THE NOTICE OF THE ARCHITECT IMMEDIATELY.
3. THE DRAWING SHALL NOT BE SCALED, ONLY WRITTEN DIMENSIONS SHALL BE FOLLOWED.
4. THE FINISHED FLOOR LEVELS GIVEN IN THIS DRAWING ARE WITH RESPECT TO THE CENTRE LINE OF THE FRONT ROAD AT THE MIDDLE OF PLOT AS ± 0.00M.
5. PLEASE FOLLOW SERVICES DRAWING FOR ELECTRICAL AND SERVICES SHAFT DETAIL.
6. FOR STAIRCASE, LIFT LOBBY, TOILET, KITCHEN, RAILING AND BALCONY PLEASE FOLLOW DETAIL DRAWING.

S.T.P.(HQ) Member B.P.A.C. — S.T.P.(G) Member Secretary B.P.A.C. — C.T.P.(HR) Chairman B.P.A.C.

DTP(HQ) — DD(T) MEMBER BPAC — ATP(HQ)

SANCTIONED TO BE READ WITH THIS OFFICE MEMO NO.: 3474 27/1/25

AD — PA — ATP

Rajesh Dutt SD(HQ)

Key Plan

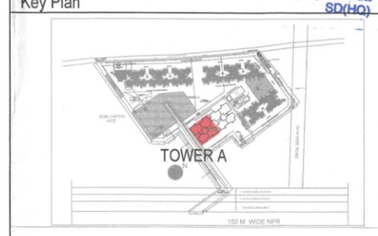

LEGEND FOR PLUMBING:-
110 OD SWR PVC SOIL & VENT PIPE
110 OD SWR PVC WASTE & VENT PIPE
90 OD SWR PVC ANTI-SYPHONAGE PIPE
DOMESTIC WATER SUPPLY ON, TWIC PIPE 31th TO 28th FLOOR
DOMESTIC WATER SUPPLY ON, TWIC PIPE 27th TO 14th FLOOR
DOMESTIC WATER SUPPLY ON, TWIC PIPE 13th TO GROUND FLOOR
FLUSHING WATER SUPPLY ON, TWIC PIPE 31th TO 15th FLOOR
FLUSHING WATER SUPPLY ON, TWIC PIPE 13th TO 1st FLOOR
DOMESTIC WATER SUPPLY ON, TWIC PIPE 31th TO 28th FLOOR FOR SERVANT TOILET
DOMESTIC WATER SUPPLY ON, TWIC PIPE 27th TO 1st FLOOR FOR SERVANT TOILET
32M DOMESTIC WATER SUPPLY RISER TO G.H.T. FILLING
32M FLUSHING WATER SUPPLY RISER TO G.H.T. FILLING
110 OD UPVC SWR WATER PIPE (FOR BALCONY)
110 OD UPVC RAIN WATER PIPE (FOR TERRACE)
CUTOUT 150x150 IN SLAB
FLOOR DRAIN (150x40)

LEGEND:-
150M M.S. FIRE SPRINKLER PIPE (ZONE-1) STILT FLOOR TO 13th FLOOR
150M M.S. FIRE SPRINKLER PIPE (ZONE-2) 14th FLOOR TO 28th FLOOR
150M M.S. FIRE SPRINKLER PIPE (ZONE-3) 29th FLOOR TO TERRACE FLOOR
50M M.S. FIRE SPRINKLER DRAIN PIPE
100M M.S. FIRE WAKE-UP LINE
100M M.S. FIRE HYDRANT PIPE (LOW ZONE) STILT FLOOR TO 13th FLOOR
100M M.S. FIRE HYDRANT PIPE (HIGH ZONE) 14th TO TERRACE FLOOR

Checked and found ok for Public Health Department Service only subject to comments in forwarding letter No. 1858 DT 3/4/25

Superintending Engineer (HQ) for Chief Engineer HSVP, Panchkula

DOOR WINDOW SCHEDULE TYPICAL & REFUGE FLOOR					
TYPE	WIDTH	HEIGHT	SILL LVL.	LINTEL LVL.	REMARKS
D1	1200	2400	± 00	2400	ENTRANCE (ONE HOUR FIRE RATED DOOR)
D1A	1200	2400	± 00	2400	ENTRANCE REFUGE FLOOR (TWO HOUR FIRE RATED DOOR)
D2	900	2250	± 00	2250	BEDROOMS/ KITCHEN ENTRY
D3	750	2250	± 00	2250	TOILETS
D4	750	2500	± 00	2500	UTILITY BALCONY DOOR
D5	750	2400	± 00	2400	UTILITY ENTRANCE (ONE HOUR FIRE RATED DOOR)
D5A	750	2400	± 00	2400	UTILITY ENTRANCE REFUGE LVL (TWO HOUR FIRE RATED DOOR)
D6	900	2250	± 00	2250	BED ROOM/ KITCHEN DOOR
D7	1250	2100	± 00	2100	FIRE RATED DOOR FIRE LOBBY STILT
SD1	2800	2450	± 00	2450	BEDROOM
SD2	2875	2450	± 00	2450	DRAWING ROOM
SD3	3090	2450	± 00	2450	BEDROOM
SD4	2890	2450	± 00	2450	BEDROOM
SD5	3460	2450	± 00	2450	DRAWING ROOM
SD6	1575	2450	± 00	2450	BEDROOM
SD7	1550	2450	± 00	2450	BEDROOM
SD8	3250	2450	± 00	2450	DRAWING ROOM
SD9	2000	2450	± 00	2450	BEDROOM
SD10	1985	2450	± 00	2450	BEDROOM
SD11	1100+2760	2450	± 00	2450	BEDROOM
SD12	2930	2450	± 00	2450	BEDROOM
SD13	1725	2450	± 00	2450	BEDROOM
SD14	3340	2450	± 00	2450	BEDROOM
SD15	3315	2450	± 00	2450	BEDROOM
FD1	1250	2100	± 00	2100	FIRE RATED DOOR FIRE LOBBY AND STAIRCASE
FD2	2000	2000	100	2100	FIRE RATED DOOR ELECTRICAL SHAFT
FD3	750	2000	100	2100	FIRE RATED DOOR L.V SHAFT
FD4	900	2000	100	2100	FIRE RATED DOOR PLUMBING SHAFT
FD5	450	2000	100	2100	FIRE RATED DOOR AC SHAFT
DW1	750/600	2450	0/1050	2450	KITCHEN
DW2	750/350	2450	0/1050	2450	WC
DW3	750/600	2450	0/1050	2450	UTILITY
V1	750	1700	+750	2450	TOILETS
V2	750	1400	+1050	2450	TOILETS
V3	600	1400	+1050	2450	TOILETS
V4	750	1200	+1250	2450	TOILETS
GL1	8205	4800	±00	4800	ENTRANCE LOBBY STILT FLOOR
GL2	8010	2400	±00	2400	ENTRANCE LOBBY STILT FLOOR
GL3	2235	1550	900	2450	LIFT LOBBY
W3	1055	1550	900	2450	BED ROOM
W4	900	1550	900	2450	BED ROOM
W5	1100	1550	900	2450	BED ROOM
W6	1200	1200	1200	--	STAIRCASE

Owner:
Union Buildmart Pvt.Ldt, Vibrant infratech Pvt. Ltd, Targe Buildcon Pvt in Collaboration with Union Buildmart Pvt. Ltd

Architect:
GIAN P. MATHUR AND ASSOCIATES (P) LTD.
C - 55, East Of Kailash, New Delhi-110065
T : 011-46599599 / F 011-46599512
E : info@gpmindia.com / W : www.gpmindia.com

Project Title:
PROPOSED BUILDING PLAN OF PHASE - 2 GROUP HOUSING COLONY (MIX LAND USE RESIDENTIAL 99.5% AND 0.5% COMMERCIAL) ON THE AREA MEASURING 10.225 ACRES **(LICENCE NO. 229 OF 2023 DATED 02-11-2023) IN** SECTOR -113, GURUGRAM

Status: SUBMISSION DRAWING

Sheet Title:
RESIDENTIAL TOWER - A
TERRACE ,MUMTY, O.H.W.T LVL
LAYOUT & AREA DETAIL

Owner's Sign: For Union Buildmart Private Limited — Authorized Signatory

Architect's Sign: GIAN P. MATHUR ARCHITECT M.C.A. 11A B. Arch. CA No. 80/5769

SCALE: 1: 100

DWG. No. SD/AR/M3M-113A/T-A-108