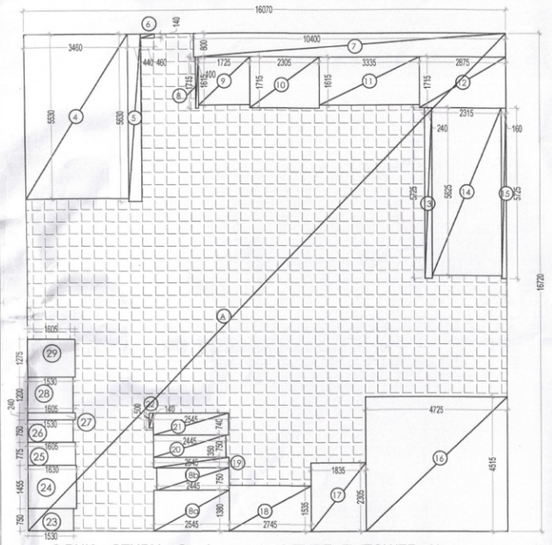

3 BHK + STUDY + Service personal (TYPE -7) (TOWER- A)
CARPET AREA DIAGRAM

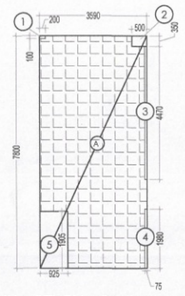

3 BHK + STUDY + Service personal
(TYPE -7) (TOWER- A)
SERVICE PERSONAL
UNIT CARPET AREA DIAGRAM

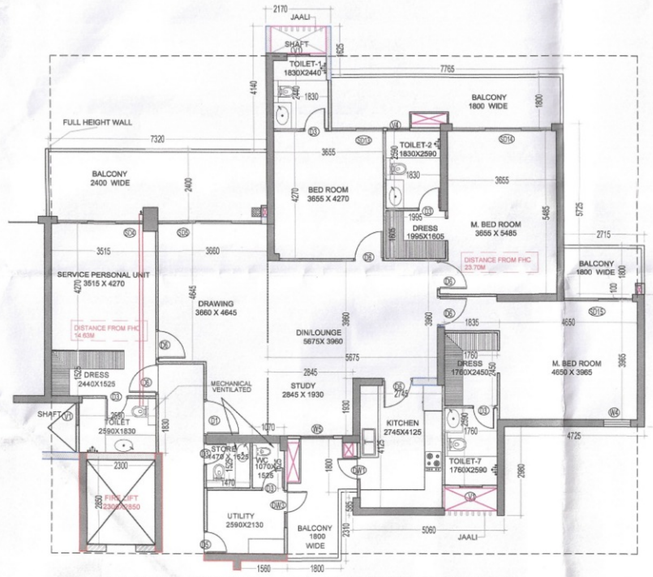

3 BHK + STUDY + Service personal unit (TYPE -7) (TOWER- A)

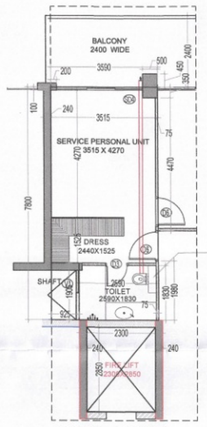

3 BHK + STUDY
+ Service personal (TYPE -7) (TOWER-
SERVICE PERSONAL UNIT

**CARPET AREA 3 BHK + STUDY + Service Personal (TYPE 7) (TOWER- A) at 27th,28th & 30th lvl**

(All Distances are in Meter & Areas in Sqm)

| ADDITIONS (A) | | | | |
|---|---|---|---|---|
| ITEM | NO.S | WIDTH (MTR.) | LENGTH (MTR.) | AREA(SQ.MT.) = NO.X LENGTH X WIDTH |
| A | 1 | 16.070 | 16.720 | 268.690 |
| TOTAL(A) = | | | | 268.690 |

| DEDUCTION (B) | | | | |
|---|---|---|---|---|
| ITEM | NO.S | WIDTH (MTR.) | LENGTH (MTR.) | AREA(SQ.MT.) = NO.X LENGTH X WIDTH |
| 4 | 1 | 3.460 | 5.530 | 19.134 |
| 5 | 1 | 0.440 | 5.630 | 2.477 |
| 6 | 1 | 0.460 | 0.140 | 0.064 |
| 7 | 1 | 10.400 | 0.800 | 8.320 |
| 8 | 1 | 0.100 | 1.715 | 0.172 |
| 9 | 1 | 1.725 | 1.615 | 2.786 |
| 10 | 1 | 2.305 | 1.715 | 3.953 |
| 11 | 1 | 3.335 | 1.615 | 5.386 |
| 12 | 1 | 2.875 | 1.715 | 4.931 |
| 13 | 1 | 0.240 | 5.725 | 1.374 |
| 14 | 1 | 2.315 | 5.625 | 13.022 |
| 15 | 1 | 0.160 | 5.725 | 0.916 |
| 16 | 1 | 4.725 | 4.515 | 21.333 |
| 17 | 1 | 1.835 | 2.305 | 4.230 |
| 18 | 1 | 2.745 | 1.535 | 4.214 |
| 18a | 1 | 2.545 | 1.380 | 3.512 |
| 18b | 1 | 2.445 | 0.750 | 1.834 |
| 19 | 1 | 2.545 | 0.350 | 0.891 |
| 20 | 1 | 2.445 | 0.750 | 1.834 |
| 21 | 1 | 2.545 | 0.740 | 1.883 |
| 22 | 1 | 0.140 | 0.500 | 0.070 |
| 23 | 1 | 1.530 | 0.750 | 1.148 |
| 24 | 1 | 1.630 | 1.455 | 2.372 |
| 25 | 1 | 1.605 | 0.775 | 1.244 |
| 26 | 1 | 1.530 | 0.750 | 1.148 |
| 27 | 1 | 1.605 | 0.240 | 0.385 |
| 28 | 1 | 1.530 | 1.200 | 1.836 |
| 29 | 1 | 1.605 | 1.275 | 2.046 |
| TOTAL | | | | 112.513 |

TOTAL CARPET AREA CALCULATION = ADDITION(A) - DEDUCTION (B)=

= 156.178 SQMT

**FAR AREA AT TYPICAL FLOOR LVL -TOWER - A**

(All Distances are in Meter & Areas in Sqm)

| ADDITIONS (A) | | | | |
|---|---|---|---|---|
| ITEM | NO.S | WIDTH (MTR.) | LENGTH (MTR.) | AREA(SQ.MT.) = NO.X LENGTH X WIDTH |
| A | 1 | 37.335 | 36.865 | 1376.355 |
| TOTAL(A) = | | | | 1376.355 |

| DEDUCTION (B) | | | | |
|---|---|---|---|---|
| ITEM | NO.S | WIDTH (MTR.) | LENGTH (MTR.) | AREA(SQ.MT.) = NO.X LENGTH X WIDTH |
| 1 | 1 | 2.900 | 3.425 | 9.933 |
| 2 | 1 | 1.240 | 3.285 | 4.073 |
| 3 | 1 | 3.635 | 3.425 | 12.450 |
| 4 | 1 | 14.740 | 5.940 | 87.556 |
| 5 | 1 | 3.630 | 3.425 | 12.433 |
| 6 | 1 | 0.400 | 3.285 | 1.314 |
| 7 | 1 | 3.335 | 3.425 | 11.422 |
| 8 | 1 | 3.115 | 3.285 | 10.233 |
| 9 | 1 | 2.315 | 5.865 | 13.577 |
| 10 | 1 | 0.400 | 5.725 | 2.290 |
| 11 | 1 | 4.725 | 2.980 | 14.081 |
| 12 | 1 | 9.145 | 8.360 | 76.452 |
| 13 | 1 | 0.490 | 1.850 | 0.907 |
| 14 | 1 | 1.855 | 4.110 | 7.624 |
| 15 | 1 | 0.350 | 0.585 | 0.205 |
| 16 | 1 | 0.990 | 1.535 | 1.520 |
| 17 | 1 | 4.405 | 3.695 | 16.276 |
| 18 | 1 | 0.990 | 2.235 | 2.213 |
| 19 | 1 | 3.565 | 1.050 | 3.743 |
| 20 | 1 | 1.640 | 0.985 | 1.615 |
| 21 | 1 | 1.905 | 3.830 | 7.296 |
| 22 | 1 | 1.550 | 0.140 | 0.217 |
| 23 | 1 | 3.955 | 8.240 | 32.589 |
| 24 | 1 | 3.155 | 0.400 | 1.262 |
| 25 | 1 | 4.530 | 3.295 | 14.926 |
| 26 | 1 | 0.500 | 2.845 | 1.423 |
| 27 | 1 | 1.575 | 3.295 | 5.190 |
| 28 | 1 | 14.090 | 4.895 | 68.971 |
| 29 | 1 | 1.575 | 3.295 | 5.190 |
| 30 | 1 | 0.500 | 2.845 | 1.423 |
| 31 | 1 | 4.530 | 3.295 | 14.926 |
| 32 | 1 | 1.650 | 3.155 | 5.206 |
| 33 | 1 | 1.250 | 10.515 | 13.144 |
| 34 | 1 | 3.890 | 0.480 | 1.867 |
| 35 | 1 | 2.630 | 1.695 | 4.458 |
| 36 | Not in use | | | |
| 37 | 1 | 1.975 | 3.870 | 7.643 |
| 38 | 1 | 0.490 | 1.850 | 0.907 |
| 39 | 1 | 0.350 | 0.585 | 0.205 |
| 40 | 1 | 3.170 | 1.295 | 4.105 |
| 41 | 1 | 3.235 | 4.985 | 16.126 |
| 42 | 1 | 4.140 | 6.175 | 25.565 |
| 43 | 1 | 0.140 | 1.130 | 0.158 |
| 44 | 1 | 0.140 | 4.185 | 0.586 |
| 45 | 1 | 0.140 | 1.100 | 0.154 |
| TOTAL | | | | 523.451 |

| SERVICE SHAFT & LIFT ( C ) | | | | |
|---|---|---|---|---|
| ITEM | NO.S | WIDTH (MTR.) | LENGTH (MTR.) | AREA(SQ.MT.) = NO.X LENGTH X WIDTH |
| L1 | 3 | 2.300 | 2.400 | 16.560 |
| S1 | 2 | 1.850 | 0.910 | 3.367 |
| S2 | 1 | 1.890 | 1.665 | 3.147 |
| S3 | 1 | 0.900 | 2.300 | 2.070 |
| S4 | 1 | 0.960 | 1.000 | 0.960 |
| S5 | 1 | 0.960 | 1.200 | 1.152 |
| S6 | 1 | 0.900 | 0.390 | 0.351 |
| S6a | 1 | 1.770 | 0.645 | 1.142 |
| S7 | 1 | 0.910 | 0.750 | 0.683 |
| S8 | 1 | 0.910 | 0.450 | 0.410 |
| S9 | 1 | 1.760 | 0.750 | 1.320 |
| S10 | 2 | 1.695 | 0.910 | 3.085 |
| S11 | 2 | 1.525 | 0.565 | 1.723 |
| S12 | 2 | 0.350 | 0.890 | 0.623 |
| S13 | 1 | 3.710 | 1.520 | 5.639 |
| TOTAL SERVICES AREA | | | | 42.231 |

| NON FAR/ STAIRCASE ( D ) | | | | |
|---|---|---|---|---|
| ITEM | NO.S | WIDTH (MTR.) | LENGTH (MTR.) | AREA(SQ.MT.) = NO.X LENGTH X WIDTH |
| FS1 | 1 | 1.890 | 0.240 | 0.454 |
| FS2 | 1 | 7.240 | 1.500 | 10.860 |
| FS3 | 1 | 7.480 | 1.490 | 11.145 |
| FS4 | 1 | 1.140 | 1.910 | 2.177 |
| FS5 | 1 | 4.320 | 2.300 | 9.936 |
| FS6 | 1 | 4.500 | 2.750 | 12.375 |
| TOTAL NON FAR AREA | | | | 46.947 |

| DEDUCTION (E) | | | | |
|---|---|---|---|---|
| ITEM | NO.S | WIDTH (MTR.) | LENGTH (MTR.) | AREA(SQ.MT.) = NO.X LENGTH X WIDTH |
| SW1 | 1 | 2.000 | 0.250 | 0.500 |
| SW2 | 1 | 2.200 | 0.250 | 0.550 |
| TOTAL= | | | | 1.050 |
| TOTAL NON FAR AREA (F) = (D-E) | | | | |
| 46.947 | - | 1.050 | = | 45.897 |
| TOTAL FAR AREA AT TYPICAL LVL. = ADDITION(A) - DEDUCTION (B+C+D)= | | | | |
| 1376.355 | - | 523.451 | - | 42.231 |
| - | 46.947 | = | 763.725 | SQ.MT |

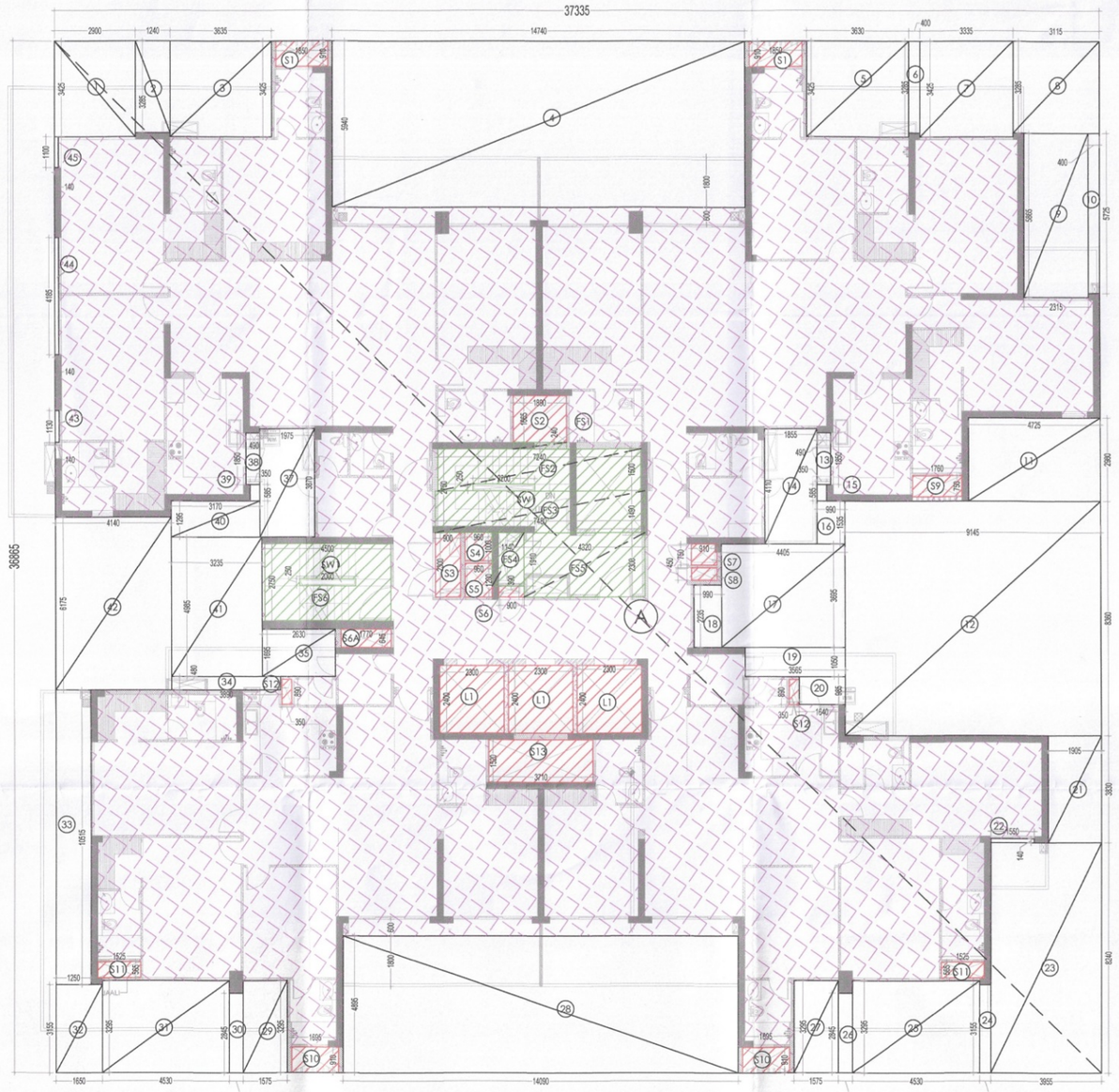

TOWER - A
(LEVEL -27th , 28th & 30th) LEVEL AREA DIAGRAM

**CARPET AREA Service Personal (TYPE 7) (TOWER- A) at 27th,28th & 30th lvl**

(All Distances are in Meter & Areas in Sqm)

| ADDITIONS (A) | | | | |
|---|---|---|---|---|
| ITEM | NO.S | WIDTH (MTR.) | LENGTH (MTR.) | AREA(SQ.MT.) = NO.X LENGTH X WIDTH |
| A | 1 | 3.590 | 7.800 | 28.002 |
| TOTAL(A) = | | | | 28.002 |

| DEDUCTION (B) | | | | |
|---|---|---|---|---|
| ITEM | NO.S | WIDTH (MTR.) | LENGTH (MTR.) | AREA(SQ.MT.) = NO.X LENGTH X WIDTH |
| 1 | 1 | 0.200 | 0.100 | 0.020 |
| 2 | 1 | 0.500 | 0.350 | 0.175 |
| 3 | 1 | 0.075 | 4.470 | 0.335 |
| 4 | 1 | 0.075 | 1.980 | 0.149 |
| 5 | 1 | 0.925 | 1.905 | 1.762 |
| TOTAL | | | | 2.441 |

TOTAL CARPET AREA CALCULATION = ADDITION(A) - DEDUCTION (B)=

= 25.561 SQMT

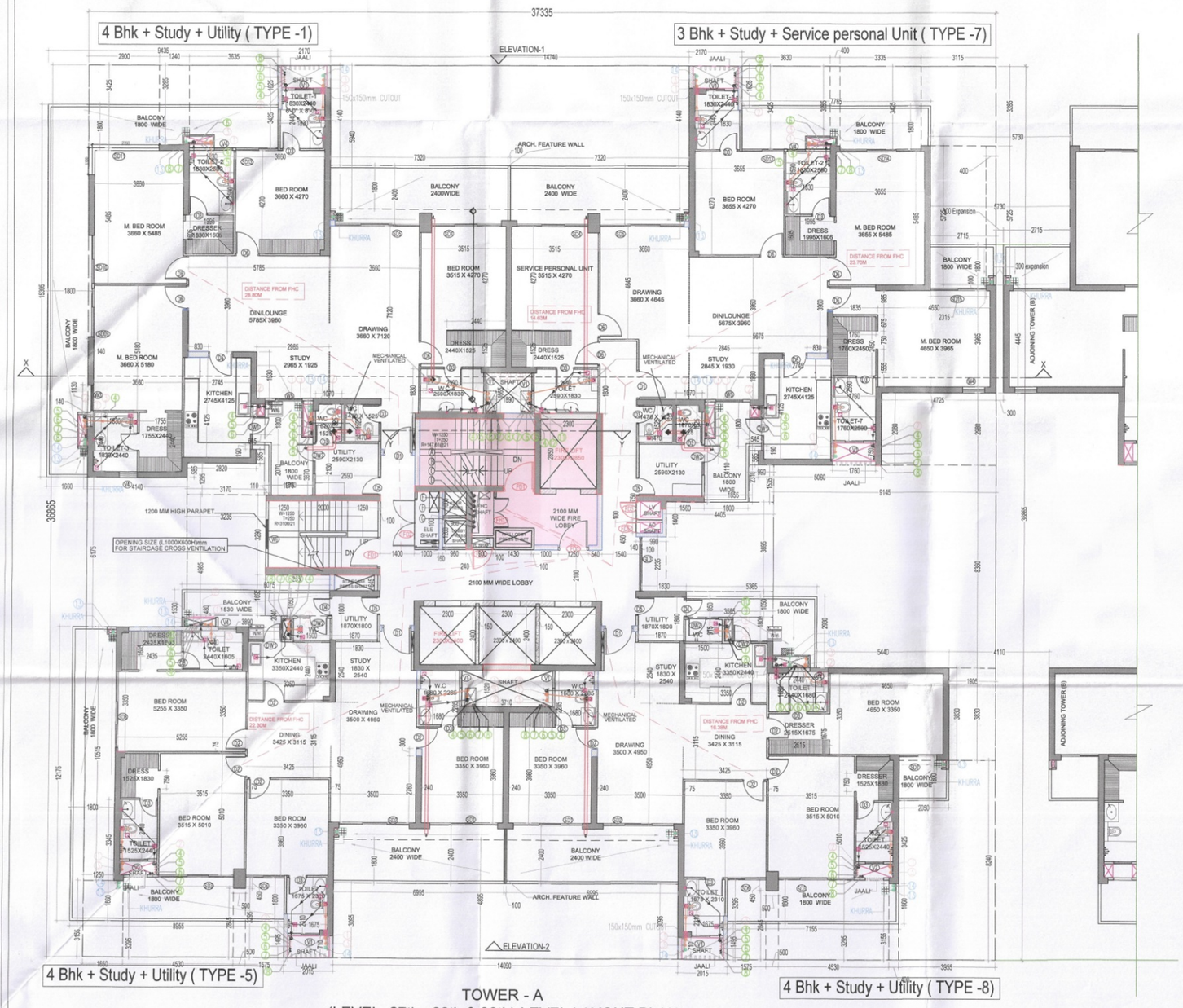


TOWER - A
(LEVEL -27th , 28th & 30th) LEVEL LAYOUT PLAN

LEGEND:-

- AREA FAR
- AREA NON FAR
- SERVICE SHAFT (CUTOUT)
- 2 HRS. FIRE RATED FULL HEIGHT WALL
- CARPET AREA

**DOOR WINDOW SCHEDULE TYPICAL & REFUGE FLOOR**

| TYPE | WIDTH | HEIGHT | SILL LVL. | LINTEL LVL. | REMARKS |
|---|---|---|---|---|---|
| D1 | 1200 | 2400 | ± 00 | 2400 | ENTRANCE (ONE HOUR FIRE RATED DOOR) |
| D1A | 1200 | 2400 | ± 00 | 2400 | ENTRANCE REFUGE FLOOR (TWO HOUR FIRE RATED DOOR) |
| D2 | 900 | 2250 | ± 00 | 2250 | BEDROOMS/ KITCHEN ENTRY |
| D3 | 750 | 2250 | ± 00 | 2250 | TOILETS |
| D4 | 750 | 2500 | ± 00 | 2500 | UTILITY BALCONY DOOR |
| D5 | 750 | 2400 | ± 00 | 2400 | UTILITY ENTRANCE (ONE HOUR FIRE RATED DOOR) |
| D5A | 750 | 2400 | ± 00 | 2400 | UTILITY ENTRANCE REFUGE LVL (TWO HOUR FIRE RATED DOOR) |
| D6 | 900 | 2250 | ± 00 | 2250 | BED ROOM/ KITCHEN DOOR |
| D7 | 1250 | 2100 | ± 00 | 2100 | FIRE RATED DOOR FIRE LOBBY STILT |
| | | | | | |
| SD1 | 2800 | 2450 | ± 00 | 2450 | BEDROOM |
| SD2 | 2875 | 2450 | ± 00 | 2450 | DRAWING ROOM |
| SD3 | 3090 | 2450 | ± 00 | 2450 | BEDROOM |
| SD4 | 2890 | 2450 | ± 00 | 2450 | BEDROOM |
| SD5 | 3460 | 2450 | ± 00 | 2450 | DRAWING ROOM |
| SD6 | 1575 | 2450 | ± 00 | 2450 | BEDROOM |
| SD7 | 1550 | 2450 | ± 00 | 2450 | BEDROOM |
| SD8 | 3250 | 2450 | ± 00 | 2450 | DRAWING ROOM |
| SD9 | 2000 | 2450 | ± 00 | 2450 | BEDROOM |
| SD10 | 1985 | 2450 | ± 00 | 2450 | BEDROOM |
| SD11 | 1100+2760 | 2450 | ± 00 | 2450 | BEDROOM |
| SD12 | 2930 | 2450 | ± 00 | 2450 | BEDROOM |
| SD13 | 1725 | 2450 | ± 00 | 2450 | BEDROOM |
| SD14 | 3340 | 2450 | ± 00 | 2450 | BEDROOM |
| SD15 | 3315 | 2450 | ± 00 | 2450 | BEDROOM |
| | | | | | |
| FD1 | 1250 | 2100 | ± 00 | 2100 | FIRE RATED DOOR FIRE LOBBY AND STAIRCASE |
| FD2 | 2000 | 2000 | 100 | 2100 | FIRE RATED DOOR ELECTRICAL SHAFT |
| FD3 | 750 | 2000 | 100 | 2100 | FIRE RATED DOOR LV SHAFT |
| FD4 | 900 | 2000 | 100 | 2100 | FIRE RATED DOOR PLUMBING SHAFT |
| FD5 | 450 | 2000 | 100 | 2100 | FIRE RATED DOOR AC SHAFT |
| | | | | | |
| DW1 | 750/600 | 2450 | 0/1050 | 2450 | KITCHEN |
| DW2 | 750/350 | 2450 | 0/1050 | 2450 | WC |
| DW3 | 750/600 | 2450 | 0/1050 | 2450 | UTILITY |
| | | | | | |
| V1 | 750 | 1700 | +750 | 2450 | TOILETS |
| V2 | 750 | 1400 | +1050 | 2450 | TOILETS |
| V3 | 600 | 1400 | +1050 | 2450 | TOILETS |
| V4 | 750 | 1200 | +1250 | 2450 | TOILETS |
| | | | | | |
| GL1 | 8205 | 4800 | ±00 | 4800 | ENTRANCE LOBBY STILT FLOOR |
| GL2 | 8010 | 2400 | ±00 | 2400 | ENTRANCE LOBBY STILT FLOOR |
| GL3 | 2235 | 1550 | 900 | 2450 | LIFT LOBBY |
| | | | | | |
| W3 | 1055 | 1550 | 900 | 2450 | BED ROOM |
| W4 | 900 | 1550 | 900 | 2450 | BED ROOM |
| W5 | 1100 | 1550 | 900 | 2450 | BED ROOM |
| W6 | 1200 | 1200 | 1200 | -- | STAIRCASE |

NOTES

1. THIS DRAWING SHALL BE READ IN CONJUNCTION WITH THE RELEVANT ARCHITECTURAL STRUCTURAL, MEP DRAWINGS.
2. ANY DSCREPANCY BETWEEN THE VARIOUS DRAWINGS SHALL BE BROUGHT TO THE NOTICE OF THE ARCHITECT IMMEDIATELY.
3. THE DRAWING SHALL NOT BE SCALED, ONLY WRITTEN DIMENSIONS SHALL BE FOLLOWED.
4. THE FINISHED FLOOR LEVELS GIVEN IN THIS DRAWING ARE WITH RESPECT TO THE CENTRE LINE OF THE FRONT ROAD AT THE MIDDLE OF PLOT AS ± 0.00M.
5. PLEASE FOLLOW SERVICES DRAWING FOR ELECTRICAL AND SERVICES SHAFT DETAIL.
6. FOR STAIRCASE, LIFT LOBBY, TOILET, KITCHEN, RAILING AND BALCONY PLEASE FOLLOW DETAIL DRAWING.

S.T.P.(HQ) Member Secretary B.P.A.C. | S.T.P.(G) Member B.P.A.C. | C.T.P.(HR) Chairman B.P.A.C.

DTP(HQ) | ATP(HQ) | DTP (T) MEMBER BPAC

SANCTIONED
TO BE READ WITH THIS OFFICE MEMO NO.: 3474
DATED : 27/1/25

AD | PA | AYP | Rajesh Dutt SD(HQ)

Key Plan

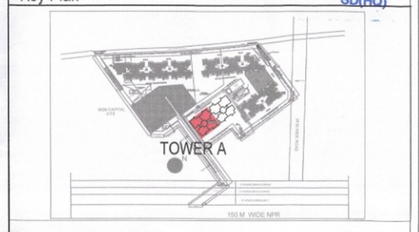


LEGEND FOR PLUMBING:-

- 110 OD SWR PVC SOIL & VENT PIPE
- 110 OD SWR PVC WASTE & VENT PIPE
- 90 OD SWR PVC ANTI-OPPRANCE PIPE
- DOMESTIC WATER SUPPLY 04. SWG PIPE 31th TO 28th FLOOR
- DOMESTIC WATER SUPPLY 04. SWG PIPE 27th TO 14th FLOOR
- DOMESTIC WATER SUPPLY 04. SWG PIPE 13th TO GROUND FLOOR
- FLUSHING WATER SUPPLY 04. SWG PIPE 27th TO 14th FLOOR
- FLUSHING WATER SUPPLY 04. SWG PIPE 13th TO 1st FLOOR
- DOMESTIC WATER SUPPLY 04. SWG PIPE 31th TO 28th FLOOR FOR SERVANT TOILET
- DOMESTIC WATER SUPPLY 04. SWG PIPE 27th TO 1st FLOOR FOR SERVANT TOILET
- 50M DOMESTIC WATER SUPPLY RISER TO G.W.T. FILLING
- 50M FLUSHING WATER SUPPLY RISER TO G.W.T. FILLING
- 110 OD UPVC RAIN WATER PIPE (FOR BALCONY)
- 110 OD UPVC RAIN WATER PIPE (FOR TERRACE)
- CUTOUT 150x150 IN SLAB
- FLOOR DRAIN (110x40)
- FLOOR TRAP (110x110)

LEGEND:-

- 150M M.S. FIRE SPRINKLER PIPE (ZONE-1) STILT FLOOR TO 13th FLOOR
- 150M M.S. FIRE SPRINKLER PIPE (ZONE-2) 14th FLOOR TO 28th FLOOR
- 150M M.S. FIRE SPRINKLER PIPE (ZONE-3) 29th FLOOR TO TERRACE FLOOR
- 50M M.S. FIRE SPRINKLER DRAIN PIPE
- 100M M.S. FIRE MAKE-UP LINE
- 100M M.S. FIRE HYDRANT PIPE (LOW ZONE) STILT FLOOR TO 13th FLOOR
- 100M M.S. FIRE HYDRANT PIPE (HIGH ZONE) 14th TO TERRACE FLOOR

Checked and found ok for Public Health Service only subject to comments in forwarding letter No. 4655 Dt. 3/10/25

Superintending Engineer (HQ)
for Chief Engineer-I
HSVP, Panchkula

Owner:
Union Buildmart Pvt.Ldt, Vibrant infratech Pvt. Ltd, Targe Buildcon Pvt in Collaboration with Union Buildmart Pvt. Ltd

Architect:
GIAN P. MATHUR AND ASSOCIATES (P) LTD.
C - 55, East Of Kailash, New Delhi-110065
T : 011-46599599 / F 011-46599512
E : info@gpmindia.com / W : www.gpmindia.com

Project Title:
PROPOSED BUILDING PLAN OF PHASE - 2 GROUP HOUSING COLONY (MIX LAND USE RESIDENTIAL 99.5% AND 0.5% COMMERCIAL) ON THE AREA MEASURING 10.225 ACRES **(LICENCE NO. 229 OF 2023 DATED 02-11-2023)** IN SECTOR -113, GURUGRAM

Status SUBMISSION DRAWING

Sheet Title
RESIDENTIAL TOWER - A
27TH,28TH &30TH FLOOR LVL
LAYOUT & AREA DETAILS

Owner's Sign: For Union Buildmart Private Limited — Authorised Signatory

Architect's Sign: GIAN P. MATHUR ARCHITECT B. Arch., M.C.A. I.I.A CA No. 80/5769

SCALE: 1: 100

DWG. No. SD/AR/M3M-113A/T-A-104A