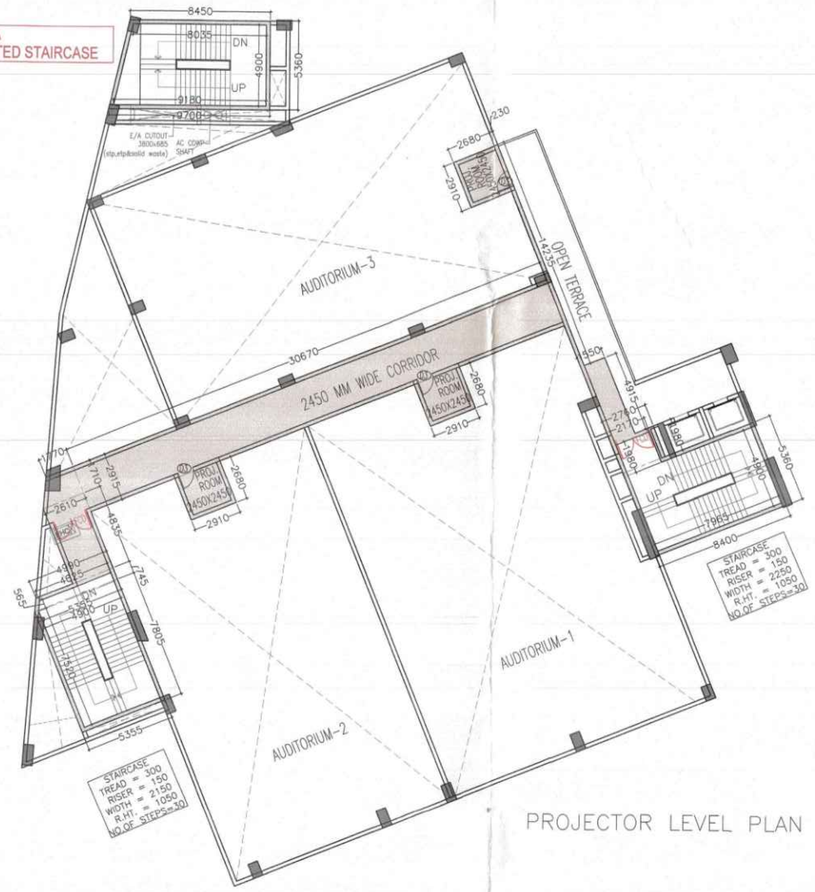

PROJECTOR LEVEL PLAN

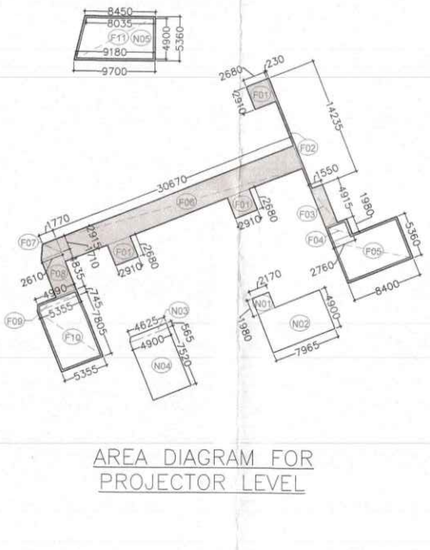

AREA DIAGRAM FOR PROJECTOR LEVEL

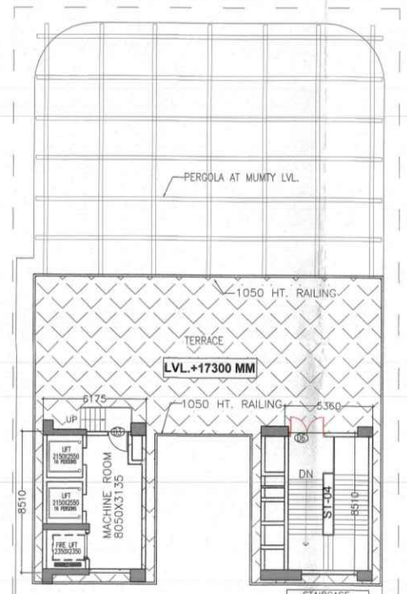

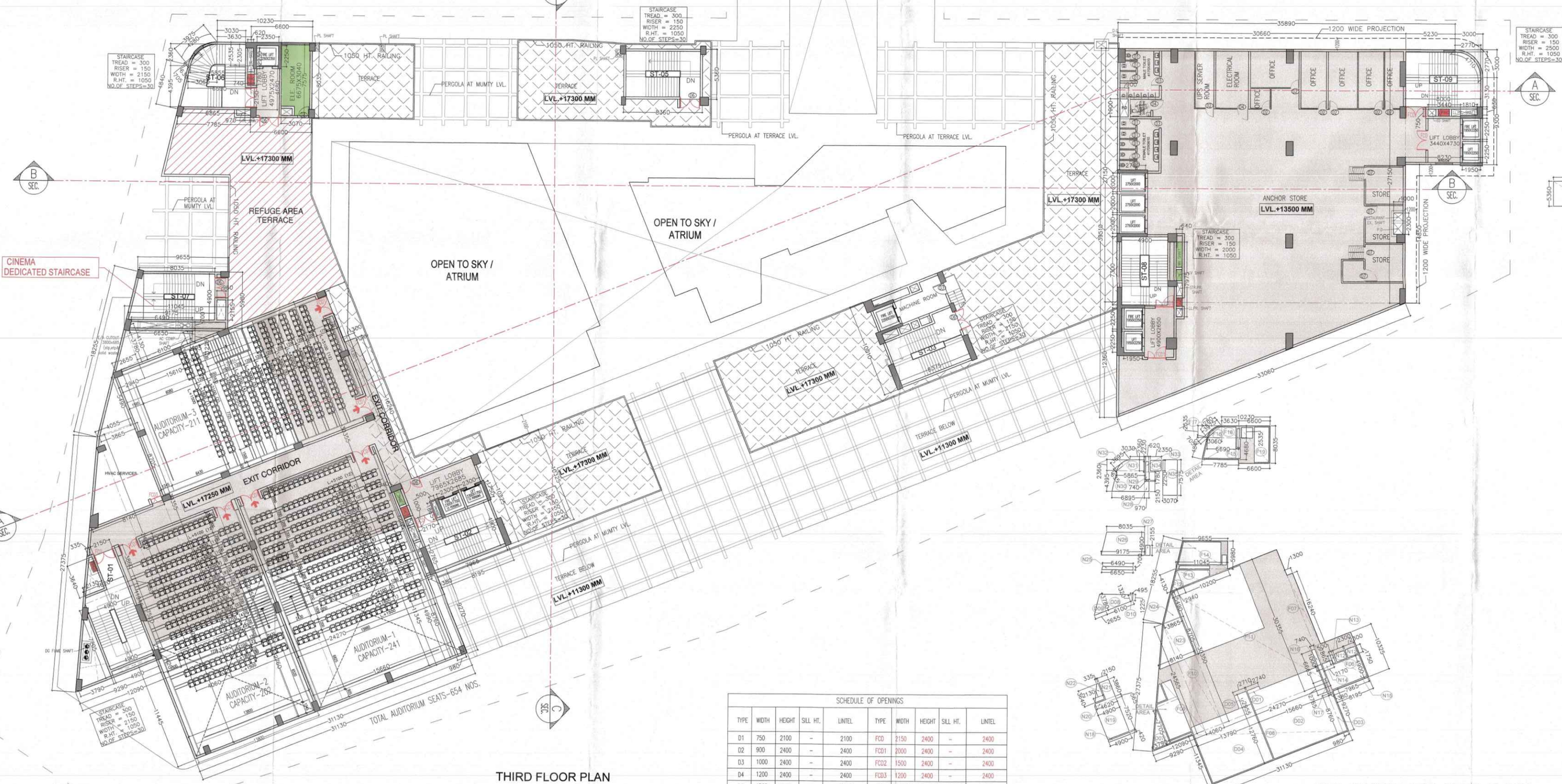

THIRD FLOOR PLAN

LVL. +17.300 M / +13.500 M

SCHEDULE OF OPENINGS										
TYPE	WIDTH	HEIGHT	SILL HT.	LINTEL	TYPE	WIDTH	HEIGHT	SILL HT.	LINTEL
D1	750	2100	–	2100	FCD	2150	2400	–	2400
D2	900	2400	–	2400	FCD1	2000	2400	–	2400
D3	1000	2400	–	2400	FCD2	1500	2400	–	2400
D4	1200	2400	–	2400	FCD3	1200	2400	–	2400
D5	1500	2400	–	2400	GD	AS/SHOP/COMMERCIAL FACADE			2400
D6	2150	2400	–	2400	GL	AS/ELEVATION (OPENABLE)			3370
D7	1350	2400	–	2400					

THIRD FLOOR AREA CALCULATION

TOTAL FAR AREA AT THIRD FLOOR = ADDITION AREA - DEDUCTION AREA

ENVELOPE AREA (A)											
S.No.	Length		Breadth		Formula			No.			Area (SQM)
F01	30.660	X	27.150	X	1.00			1	=		832.419
F02	5.230	X	3.000	X	1.00			1	=		15.690
F03	3.000	X	3.000	X	3.142	\	4.000	1	=		7.070
F04	8.230	X	9.300	X	1.00			1	=		76.539
F05	30.660	X	12.360	X	0.50			1	=		189.479
F06	8.195	X	10.325	X	1.00			1	=		84.613
F07	1.300	X	16.235	X	1.00			1	=		21.106
F08	31.130	X	11.345	X	1.00			1	=		353.170
F09	12.090	X	24.580	X	0.50			1	=		148.586
F10	24.565	+	30.350	\	2	X	4.060	1	=		111.477
F11	24.270	X	30.350	X	1.00			1	=		736.595
F12	2.940	X	4.130	X	0.50			1	=		6.071
F13	4.130	X	10.200	X	0.50			1	=		21.063
F14	9.655	+	11.045	\	2	X	5.985	1	=		61.945
F15	6.690	+	7.785	\	2	X	4.680	1	=		33.872
F16	3.060	X	2.535	X	0.50			1	=		3.879
F17	3.975	X	0.705	X	0.67			1	=		1.878
F18	3.360	X	2.535	X	1.00			1	=		8.518
F19	6.600	X	8.035	X	1.00			1	=		53.031
TOTAL ENVELOPE AREA (A)											2766.998
OPEN AREA (B)											
D01	2.740	X	0.725	X	1.00			1	=		1.987
D02	15.660	X	14.990	X	1.00			1	=		234.743
D03	0.980	X	8.760	X	1.00			1	=		8.585
D04	13.790	X	12.760	X	1.00			1	=		175.960
D05	2.710	X	2.955	X	1.00			1	=		8.008
D06	15.610	X	14.380	X	1.00			1	=		224.472
D07	7.705	X	3.790	X	0.50			1	=		14.601
D08	1.320	+	3.780	\	2	X	6.100	1	=		15.555
D09	2.655	X	3.780	X	0.50			1	=		5.018
D10	0.495	X	1.225	X	0.50			1	=		0.303
TOTAL DEDUCTION AREA (B)											689.232
TOTAL COVERED AREA AT THIRD FLOOR (C) = (A-B)											2077.766

CORE AND SERVICE AREA AT THIRD FLOOR

N01	5.230	X	2.770	X	1.00			1	=		14.487
N02	2.770	X	2.770	X	3.142	\	4.000	1	=		6.027
N03	3.130	X	8.000	X	1.00			1	=		25.040
N04	3.440	X	0.750	X	1.00			1	=		2.580
N05	1.810	X	0.630	X	1.00			1	=		1.140
N06	1.950	X	2.250	X	1.00			4	=		17.550
N07	2.750	X	2.000	X	1.00			3	=		16.500
N08	4.900	X	7.300	X	1.00			1	=		35.770
N09	0.640	X	7.975	X	1.00			1	=		5.104
N12	2.300	X	1.750	X	1.00			2	=		8.050
N13	0.500	X	1.865	X	1.00			1	=		0.933
N14	1.000	X	2.170	X	1.00			1	=		2.170
N15	7.965	X	4.900	X	1.00			1	=		39.029
N16	0.740	X	6.665	X	1.00			1	=		4.932
N17	0.380	X	2.765	X	1.00			1	=		1.051
N18	4.900	X	0.420	X	1.00			1	=		2.058
N19	4.900	X	7.520	X	1.00			1	=		36.848
N20	4.620	+	4.900	\	2	X	0.565	1	=		2.689
N21	2.150	X	3.860	X	1.00			1	=		8.299
N22	0.335	+	2.130	\	2	X	3.640	1	=		4.486
N23	3.865	+	8.140	\	2	X	8.705	1	=		52.252
N24	3.865	X	5.490	X	0.50			1	=		10.609
N25	6.490	+	6.650	\	2	X	0.700	1	=		4.599
N26	8.035	+	9.175	\	2	X	4.900	1	=		42.165
N27	0.960	X	2.155	X	1.00			1	=		2.069
N28	0.970	X	2.150	X	1.00			1	=		2.086
N29	0.740	X	1.780	X	1.00			1	=		1.317
N30	6.895	+	5.865	\	2	X	4.395	1	=		28.040
N31	5.865	+	3.030	\	2	X	2.360	1	=		10.496
N32	3.695	X	0.635	X	0.67			1	=		1.572
N33	0.620	X	2.230	X	1.00			1	=		1.383
N34	2.350	X	2.250	X	1.00			1	=		5.288
N35	3.070	X	7.575	X	1.00			1	=		23.255
N36	1.000	X	2.300	X	1.00			1	=		2.300
N37	0.900	X	1.900	X	1.00			1	=		1.710
TOTAL CORE AND SERVICE AREA AT THIRD FLOOR (D)											423.883
TOTAL FAR AREA AT THIRD FLOOR = (C - D)											1653.883

PROJECTOR LEVEL AREA CALCULATION

TOTAL FAR AREA AT PROJECTOR LEVEL = ADDITION AREA - DEDUCTION AREA

ENVELOPE AREA (A)											
S.No.	Length		Breadth		Formula			No.			Area (SQM)
F01	2.680	X	2.910	X	1.00			3	=		23.396
F02	0.230	X	14.235	X	1.00			1	=		3.274
F03	1.550	X	4.915	X	1.00			1	=		7.618
F04	2.760	X	1.980	X	1.00			1	=		5.465
F05	8.400	X	5.360	X	1.00			1	=		45.024
F06	30.670	X	2.915	X	1.00			1	=		89.403
F07	1.770	+	2.610	\	2	X	1.710	1	=		3.745
F08	2.610	X	4.835	X	1.00			1	=		12.619
F09	4.990	+	5.355	\	2	X	0.745	1	=		3.854
F10	5.355	X	7.805	X	1.00			1	=		41.796
F11	8.450	+	9.700	\	2	X	5.360	1	=		48.642
TOTAL ENVELOPE AREA (A)											284.836
CORE AND SERVICE AREA AT PROJECTOR LEVEL											
N01	2.170	X	1.980	X	1.00			1	=		4.297
N02	7.965	X	4.900	X	1.00			1	=		39.029
N03	4.625	+	4.900	\	2	X	0.565	1	=		2.691
N04	4.900	X	7.520	X	1.00			1	=		36.848
N05	8.035	+	9.180	\	2	X	4.900	1	=		42.177
TOTAL CORE AND SERVICE AREA (B)											125.041
TOTAL COVERED AREA AT PROJECTOR LEVEL (C) = (A-B)											159.795

THIRD FLOOR AREA CALCULATION (NON FAR)

MACHINE ROOM AND MUMTY

S.No.	Length		Breadth		Formula			Nos			Area (SQM)
M1	6.175	X	8.510	X	1.00			1	=		52.549
M2	5.360	X	8.510	X	1.00			1	=		45.614
M3	8.360	X	5.360	X	1.00			1	=		44.810
M4	8.375	X	10.010	X	1.00			1	=		83.834
TOTAL MACHINE ROOM AND MUMTY (A)									=		226.806

Staircase Calculation For Third Floor

Total floor area	1653.883	sqm
Anchor store	987.740	sqm
Audi. No. of Seat	654.000	no. of seat

Floors	Average occupant load as per NBCC	No. of occupant	As per NBCC (@ 10sqm/ Person)	Stair case Required	Total Stair required	Stair case Provided
Anchor store	987.740	6	164.62	10	1646.233	5570.23 ST - 01 = 2000 ST - 02 = 2000 ST - 06 = 2000 ST - 07 = 2000 ST - 08 = 2000 ST - 09 = 2500 TOTAL STAIR = 12500 MM
Audi. No. of Seat	(654/2) =327	1.2	392.40	10	3924.000	

S.T.P.(HQ) Member Secretary B.P.A.C. | S.T.P.(G) Member B.P.A.C. | C.T.P.(HR) Chairman B.P.A.C.

DTP(HQ) | ATP(HQ)

AD | PA | ATP

SANCTIONED TO BE READ WITH THIS OFFICE MEMO NO.: DATED :

Checked and found ok for Public Health (Internal) Service only subject to comments in in forwarding letter No. Zo 3938 Dt 23/2/24

Ram Avtar Bassi JD(HQ)

Superintending Engineer (HQ) for Chief Engineer-I HSVP, Panchkula

DD(HQ) Mukesh BPAC

THIS DEVELOPMENT HAS BEEN CONCEIVED, DESIGNED AND DRAFTED ON THE BASIS OF THE FOLLOWING

1. ALL USABLE OFFICE SPACES/RETAIL SPACES (LIKE SHOP/COMMERCIAL AREAS, ENTERTAINMENT) WILL BE AIR-CONDITIONED.THEREFORE, NO PROVISION HAS BEEN MADE FOR NATURAL VENTILATION OF SPACES.
2. ALL TOILETS/KITCHENS WILL BE MECHANICALLY VENTILATED. CONDITIONED AIR FROM THE FLOOR WILL BE SUCKED IN TO THE TOILETS/KITCHENS AND VENTED OUT THROUGH A VENT SHAFT.
3. ALL SPACES (OFFICE SPACES,RETAIL SPACES,SERVICE AREAS, PARKING BASEMENT,ETC) WILL BE ARTIFICIALLY LIT. ANY NATURAL LIGHT WHICH IS AVAILABLE IN THE OFFICE SPACES IS ONLY INCIDENTAL AND NOT ESSENTIAL TO THE FUNCTIONING OF THE BUILDING.
4. 100% STANDBY GENERATING CAPACITY WILL BE PROVIDED FOR THE ENTIRE ELECTRICAL REQUIREMENT OF THE TOTAL SCHEME. THIS THEREFORE INCLUDES STANDBY GENERATION FOR ALL COMMON SERVICES,FIRE SERVICES, LIFTS ETC. AND ALSO THE ENTIRE ELECTRICAL LOAD FOR VENTILATION,AIR-CONDITIONING,LIGHTS AND ALL OFFICE EQUIPMENT.
5. BASEMENT WILL BE ARTIFICIALLY VENTILATED.
6. THIS BUILDING WILL BE SPRINKLED AS PER NBC NORMS.
7. HANDICAP RAMP WILL BE PROVIDED.
8. TRAVEL DISTANCE IS NOT MORE THAN 45 METER, AND PROVIDED IS MAX. 44 METER.

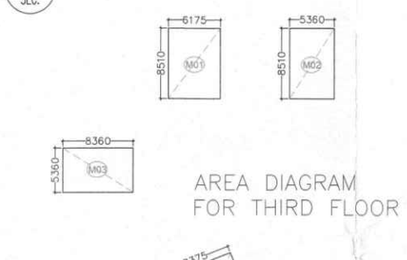

AREA DIAGRAM FOR THIRD FLOOR

AREA DIAGRAM FOR THIRD FLOOR

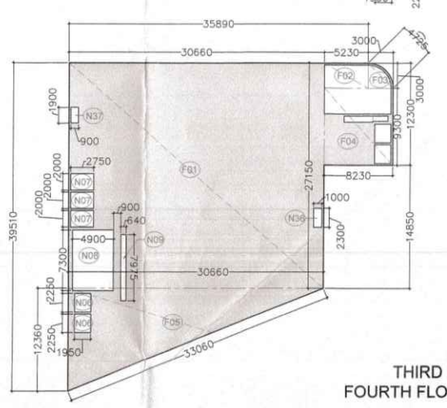

THIRD FLOOR & FOURTH FLOOR PLAN

For Shishta Buildwell LLP — Auth. Signatory — OWNER'S SIGN

GIAN P. MATHUR ARCHITECT B. Arch., M.C.A. I.I.A CA No. 80/2769 — ARCHITECT'S SIGN

PROJECT:–
PROPOSED BUILDING PLAN OF COMMERCIAL COLONY ON THE AREA MEASURING –3.46875 ACRES (LICENSE NO.–268 OF 2023 DATED 27/12/2023) IN SECTOR –92, GURUGRAM BEING DEVELOPED BY DIYA REALTECH PVT.LTD.IN COLLABORATION WITH SHISHTA BUILDWELL LLP.

TITLE:– THIRD & FOURTH FLOOR PLAN

THIS DRAWING IS THE PROPERTY OF GIAN P.MATHUR & ASSOC.(P) LTD. ANY SHALL NOT BE DISCLOSED OR REPRODUCED WITHOUT THEIR WRITTEN PERMISSION

GIAN P. MATHUR AND ASSOCIATES (P) LTD.
C - 55, East Of Kailash, New Delhi-110065
T : 46590590 | F 46590512
E : gpma@airtelmail.in | W : www.gpmindia.com

DRAWN : | DEALT : | CHKD : | SCALE:– 1:250 | DATE:– 06/06/2024

DRG.NO.:– 08