FIRST FLOOR AREA CALCULATION

TOTAL FAR AREA AT FIRST FLOOR = ADDITION AREA - DEDUCTION AREA

ENVELOPE AREA (A)

S.No.	Length		Breadth		Formula				No.		Area (SQM)
F01	13.845	X	3.000	X	1.00				1	=	41.535
F02	3.000	X	3.000	X	3.142	\	4.000		3	=	21.206
F03	19.845	X	58.860	X	1.00				1	=	1168.077
F04	3.975	X	0.685	X	0.67				1	=	1.824
F05	3.170	X	2.400	X	0.50				1	=	3.804
F06	3.170	+	12.515	\	2	X	40.015		1	=	313.818
F07	12.515	+	13.955	\	2	X	19.380		1	=	256.494
F08	14.555	+	15.170	\	2	X	8.255		1	=	122.690
F09	11.195	X	7.530	X	0.50				1	=	42.149
F10	7.530	+	7.700	\	2	X	1.630		1	=	12.412
F11	7.700	+	6.755	\	2	X	2.345		1	=	16.948
F12	1.640	X	0.205	X	0.67				1	=	0.225
F13	37.715	X	15.200	X	0.50				1	=	286.634
F14	37.715	X	61.600	X	1.00				1	=	2323.244
F15	6.675	+	14.455	\	2	X	19.295		1	=	203.852
F16	15.560	X	6.270	X	0.50				1	=	48.781
F17	2.595	+	0.390	\	2	X	5.470		1	=	8.164
F18	18.155	X	34.165	X	1.00				1	=	620.266
F19	33.245	X	13.400	X	0.50				1	=	222.742
F20	35.455	X	39.995	X	1.00				1	=	1418.023
F21	39.995	+	25.805	\	2	X	35.205		1	=	1158.245
F22	37.955	+	37.450	\	2	X	1.250		1	=	47.128
F23	8.230	X	9.300	X	1.00				1	=	76.539
F24	5.230	X	3.000	X	1.00				1	=	15.690
F25	6.295	x	0.360	X	0.50				1	=	1.133
F26	4.450	x	0.360	X	1.00				1	=	1.602
F29	2.700	X	3.300	X	1.00				6	=	53.460
	TOTAL ENVELOPE AREA (A)										8486.687

OPEN AREA (B)

D01	9.300	X	33.765	X	1.00				1	=	314.015
D02	19.450	+	23.800	\	2	X	4.350		1	=	94.069
D03	4.080	+	6.210	\	2	X	5.285		1	=	27.191
D04	1.410	+	6.210	\	2	X	4.680		1	=	17.831
D05	1.410	+	2.550	\	2	X	2.825		1	=	5.594
D06	2.500	X	6.200	X	0.50				1	=	7.750
D07	9.235	+	14.865	\	2	X	13.965		1	=	168.278
D08	19.215	+	34.335	\	2	X	37.510		1	=	1004.330
D09	15.675	+	34.335	\	2	X	7.515		1	=	187.913
	TOTAL DEDUCTION AREA (B)										1826.970
	TOTAL COVERED AREA AT FIRST FLOOR (C) = (A-B)										6659.717

CORE AND SERVICE AREA AT FIRST FLOOR

N01	3.150	X	2.550	X	1.00				2	=	10.965
N02	2.350	X	2.350	X	1.00				1	=	5.523
N03	0.600	X	1.500	X	1.00				1	=	0.900
N04	6.310	X	2.150	X	1.00				1	=	13.567
N05	4.900	X	5.900	X	1.00				1	=	28.910
N06	1.180	X	5.670	X	1.00				1	=	6.691
N07	5.230	X	5.900	X	1.00				1	=	30.857
N08	2.770	X	2.770	X	3.142	\	4.000		1	=	6.027
N09	2.770	X	3.130	X	1.00				1	=	8.670
N10	3.440	X	0.750	X	1.00				1	=	2.580
N11	1.810	X	0.630	X	1.00				1	=	1.140
N12	1.950	X	2.250	X	1.00				4	=	17.550
N13	2.750	X	2.000	X	1.00				3	=	16.500
N14	4.900	X	7.295	X	1.00				1	=	35.746
N15	0.640	X	7.975	X	1.00				1	=	5.104
N17	5.765	X	1.255	X	1.00				1	=	7.235
N18	2.180	x	0.880	X	1.00				1	=	1.918
N19	1.925	x	0.980	X	1.00				1	=	1.887
N20	0.900	X	0.750	X	1.00				1	=	0.675
N21	2.250	X	2.350	X	1.00				1	=	5.288
N22	5.535	X	0.765	X	1.00				1	=	4.234
N23	2.150	x	0.995	X	1.00				1	=	2.139
N24	7.915	x	4.900	X	1.00				1	=	38.784
N25	2.300	x	1.750	X	1.00				2	=	8.050
N26	0.520	x	1.750	X	1.00				1	=	0.910
N27	2.150	x	0.880	X	1.00				1	=	1.892
N28	7.965	x	4.900	X	1.00				1	=	39.029
N29	0.750	X	6.665	X	1.00				1	=	4.999
N30	0.380	X	2.760	X	1.00				1	=	1.049
N31	0.900	X	0.600	X	1.00				6	=	3.240
N32	0.350	X	0.600	X	1.00				3	=	0.630
N33	0.890	+	2.150	\	2	X	5.130		1	=	4.758
N34	0.865	X	2.150	X	0.50				1	=	0.930
N35	4.790	+	5.375	\	2	X	7.900		1	=	40.152
N36	2.455	X	0.845	X	1.00				1	=	2.074
N37	0.600	X	1.200	X	1.00				1	=	0.720
N38	2.755	X	0.610	X	1.00				1	=	1.681
N39	8.050	+	9.190	\	2	X	4.900		1	=	42.238
N40	1.000	X	4.600	X	1.00				1	=	4.600
N41	10.095	+	10.255	\	2	X	0.685		1	=	6.970
N42	9.385	X	3.780	X	0.50				1	=	17.738
N43	2.660	X	3.780	X	0.50				1	=	5.027
N44	2.890	+	5.835	\	2	X	2.225		1	=	9.707
N45	3.690	X	0.635	X	0.67				1	=	1.570
N46	5.835	+	6.895	\	2	X	4.530		1	=	28.833
N47	0.740	X	1.775	X	1.00				1	=	1.314
N48	0.970	X	2.150	X	1.00				1	=	2.086
N49	0.620	X	2.230	X	1.00				1	=	1.383
N50	2.350	X	2.250	X	1.00				1	=	5.288
N51	1.500	X	0.590	X	1.00				1	=	0.885
N52	3.000	X	7.575	X	1.00				1	=	22.725
N53	0.220	+	0.515	\	2	X	1.255		1	=	0.461
N54	0.350	+	0.780	\	2	X	1.830		1	=	1.034
N55	7.910	X	4.900	X	1.00				1	=	38.759
N56	4.100	X	2.085	X	1.00				1	=	8.549
N57	1.430	X	1.255	X	1.00				1	=	1.795
N58	1.200	X	0.600	X	1.00				1	=	0.720
N59	2.150	X	2.315	X	1.00				1	=	4.977
N60	7.705	+	8.430	\	2	X	1.800		1	=	14.522
N61	20.050	+	21.250	\	2	X	1.200		1	=	24.780
N62	45.025	X	1.200	X	1.00				1	=	54.030
N63	15.650	+	20.115	\	2	X	1.800		1	=	32.189
N64	5.600	X	0.950	X	1.00				1	=	5.320
N65	1.000	X	2.300	X	1.00				1	=	2.300
N66	0.900	X	1.900	X	1.00				1	=	1.710
	TOTAL CORE AND SERVICE AREA AT FIRST FLOOR (D)										704.507
	TOTAL FAR AREA AT FIRST FLOOR = [C-D]										5955.210

FIRST FLOOR TOILET CALCULATION

TOTAL FAR AREA AT FIRST FLOOR									5955.210	SQMT
ANCHOR STORE AREA									1114.830	SQMT
DENSITY AT FIRST FLOOR									806.730	807 POPULATION
NO.	PERMANENT POPULATION		FLOATING POPULATION		TOTAL REQUIRED		TOTAL PROVIDED			
	10%	80.87	80%	726.06						
	MALE (2/3)	FEMALE (1/3)	MALE (2/3)	FEMALE (1/3)	MALE	FEMALE	MALE	FEMALE		
POPULATION	54	27	484	242	–	–	–	–		
W.C.	2.15	1.79	1.94	1.51	4	3	9	6		
URINAL	1.79	–	0.68	–	11	–	29	–		
WASH BASIN	2.15	1.08	1.94	1.73	4	3	6	5		

Staircase Calculation For First Floor

Total floor area				5955.210	sqm
Floors		Average occupant load as per NBCC	No. of occupant	As per NBCC (@ 10mm/ Person)	Stair case Required	Stair case Provided
Mercantile Area	5955.210	6	992.53	10	9925.35	ST - 01 = 2000 ST - 02 = 2000 ST - 03 = 2000 ST - 04 = 2250 ST - 05 = 2250 ST - 06 = 2000 ST - 08 = 2000 ST - 09 = 2500 TOTAL STAIR = 17000 MM

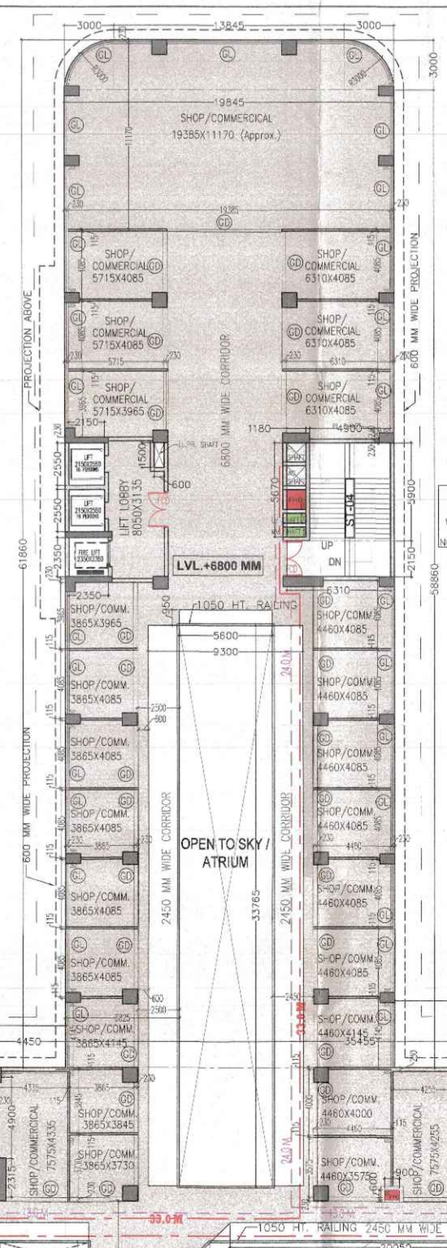

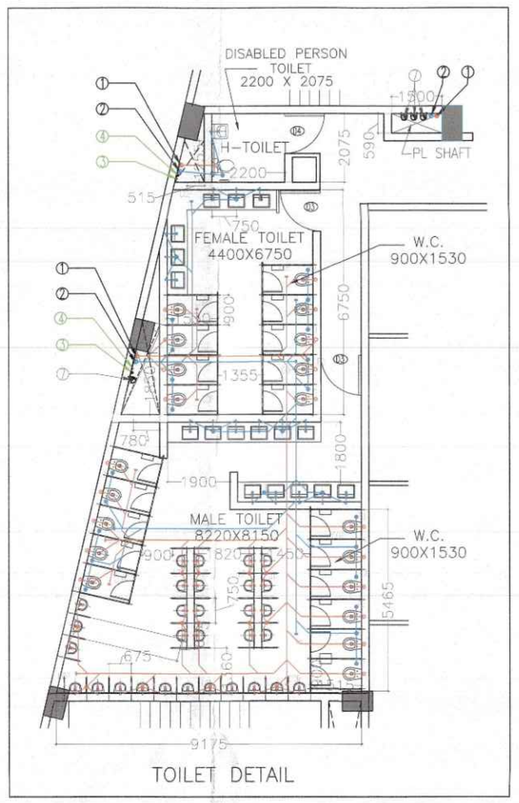

SCHEDULE OF PIPES :-

PIPE NO.	DESCRIPTION
1	110 OD SOIL PIPE
2	110 OD WASTE PIPE
2A	110 OD RESTAURANT WASTE PIPE
3	DOMESTIC WATER SUPPLY
4	FLUSHING WATER SUPPLY
5	DOMESTIC TANK FILLING PIPE
7	FLUSHING TANK FILLING PIPE
7	160 OD RAIN WATER PIPE

FT	FLOOR TRAP
FD	FLOOR DRAIN
COP	CLEAN OUT PLUGH
OD	OUTER DIA OF PIPE

S.T.P.(HQ) Member Secretary B.P.A.C. | S.T.P.(G) Member B.P.A.C. | C.T.P.(HR) Chairman B.P.A.C.

DTP(HQ) | ATP(HQ)

SANCTIONED
TO BE READ WITH THIS OFFICE MEMO NO.:
DATED :

AD | PA | ATP

Checked and found ok for Public Health (Internal) Service only subject to comments in in forwarding letter No.203938 Dt. 23/12/2024

Ram Avtar Bassi
JD(HQ)

Superintending Engineer-I
HSVP, Faridabad

CO (HQ)
Member
BPAC

THIS DEVELOPMENT HAS BEEN CONCEIVED, DESIGNED AND DRAFTED ON THE BASIS OF THE FOLLOWING

1. ALL USABLE OFFICE SPACES/RETAIL SPACES (LIKE SHOP/COMMERCIAL AREAS, ENTERTAINMENT) WILL BE AIR-CONDITIONED.THEREFORE, NO PROVISION HAS BEEN MADE FOR NATURAL VENTILATION OF SPACES.
2. ALL TOILETS/KITCHENS WILL BE MECHANICALLY VENTILATED. CONDITIONED AIR FROM THE FLOOR WILL BE SUCKED IN TO THE TOILETS/KITCHENS AND VENTED OUT THROUGH A VENT SHAFT.
3. ALL SPACES (OFFICE SPACES,RETAIL SPACES,SERVICE AREAS, PARKING BASEMENT,ETC) WILL BE ARTIFICIALLY LIT. ANY NATURAL LIGHT WHICH IS AVAILABLE IN THE OFFICE SPACES IS ONLY INCIDENTAL AND NOT ESSENTIAL TO THE FUNCTIONING OF THE BUILDING.
4. 100% STANDBY GENERATING CAPACITY WILL BE PROVIDED FOR THE ENTIRE ELECTRICAL REQUIREMENT OF THE TOTAL SCHEME. THIS THEREFORE INCLUDES STANDBY GENERATION FOR ALL COMMON SERVICES,FIRE SERVICES, LIFTS ETC. AND ALSO THE ENTIRE ELECTRICAL LOAD FOR VENTILATION,AIR-CONDITIONING,LIGHTS AND ALL OFFICE EQUIPMENT.
5. BASEMENT WILL BE ARTIFICIALLY VENTILATED.
6. THIS BUILDING WILL BE SPRINKLED AS PER NBC NORMS.
7. HANDICAP RAMP WILL BE PROVIDED.
8. TRAVEL DISTANCE IS NOT MORE THAN 45 METER, AND PROVIDED IS MAX. 44 METER.

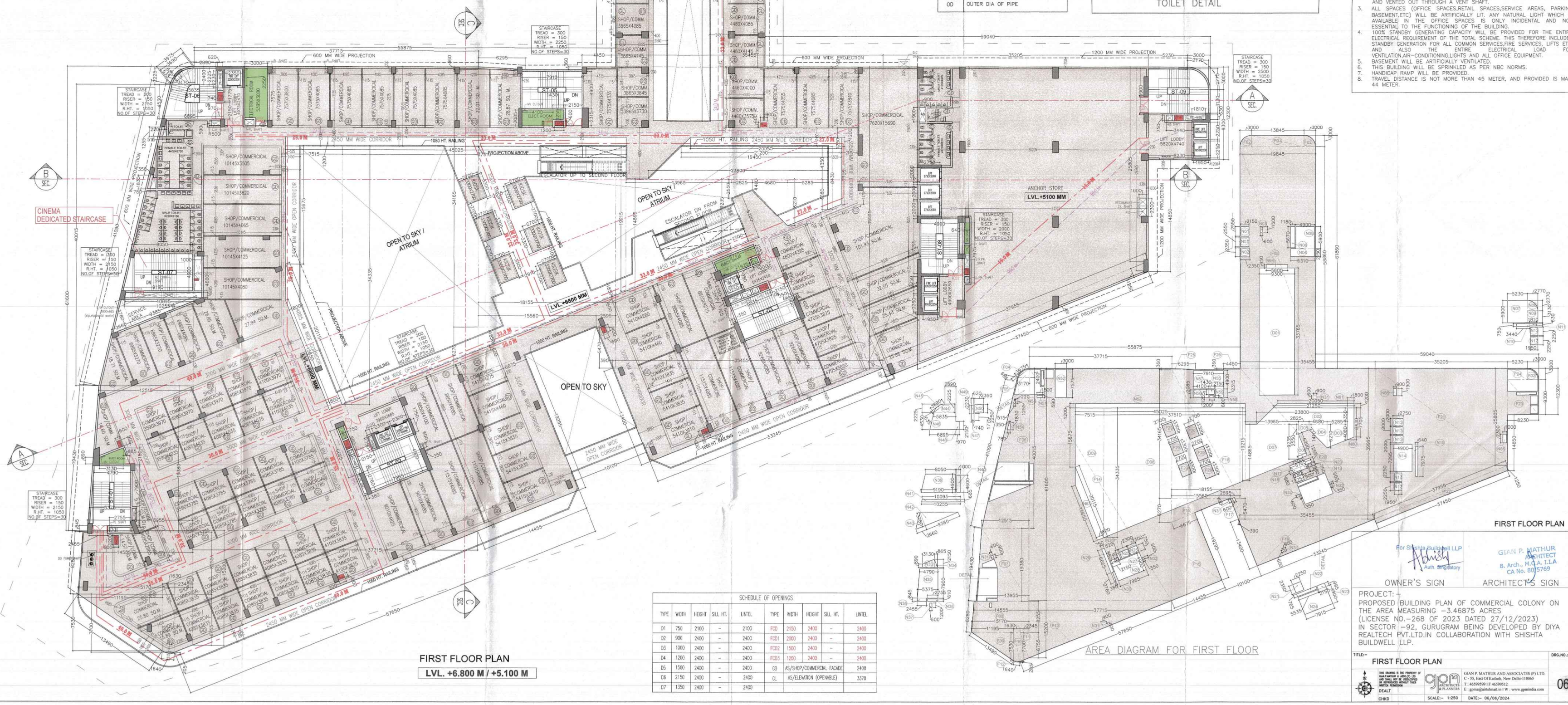

FIRST FLOOR PLAN

LVL. +6.800 M / +5.100 M

SCHEDULE OF OPENINGS

TYPE	WIDTH	HEIGHT	SILL HT.	LINTEL	TYPE	WIDTH	HEIGHT	SILL HT.	LINTEL
D1	750	2100	–	2100	FCD	2150	2400	–	2400
D2	900	2400	–	2400	FCD1	2000	2400	–	2400
D3	1000	2400	–	2400	FCD2	1500	2400	–	2400
D4	1200	2400	–	2400	FCD3	1200	2400	–	2400
D5	1500	2400	–	2400	GD	AS/SHOP/COMMERCIAL FACADE			2400
D6	2150	2400	–	2400	GL	AS/ELEVATION (OPENABLE)			3370
D7	1350	2400	–	2400					

For Shishta Buildwell LLP
Auth. Signatory

OWNER'S SIGN

GIAN P. MATHUR
ARCHITECT
B. Arch., M.C.A., I.I.A
CA No. 805769

ARCHITECT'S SIGN

FIRST FLOOR PLAN

PROJECT:-
PROPOSED BUILDING PLAN OF COMMERCIAL COLONY ON THE AREA MEASURING -3.46875 ACRES (LICENSE NO.-268 OF 2023 DATED 27/12/2023) IN SECTOR -92, GURUGRAM BEING DEVELOPED BY DIYA REALTECH PVT.LTD.IN COLLABORATION WITH SHISHTA BUILDWELL LLP.

TITLE:- FIRST FLOOR PLAN

DRG.NO.:- 06

THIS DRAWING IS THE PROPERTY OF GIAN P.MATHUR & ASSOC.(P) LTD. AND SHALL NOT BE VERIFIED OR USED FOR ANY OTHER THAN WRITTEN PERMISSION

DEALT
CHKD

GIAN P. MATHUR AND ASSOCIATES (P) LTD.
C - 55, East Of Kailash, New Delhi-110065
T : 46599599 F 46599512
E : gpma@airtelmail.in I W : www.gpmindia.com

SCALE:- 1:250 DATE:- 06/06/2024