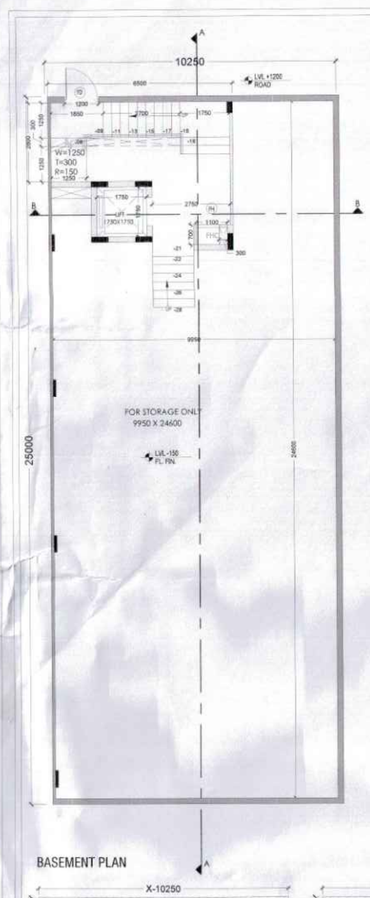

BASEMENT PLAN

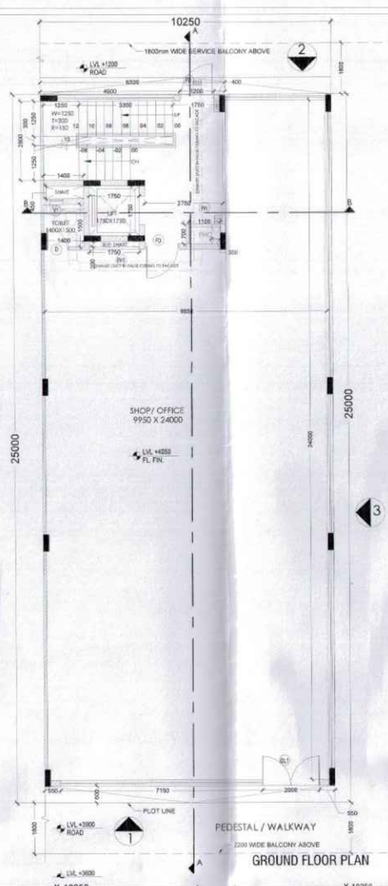

GROUND FLOOR PLAN

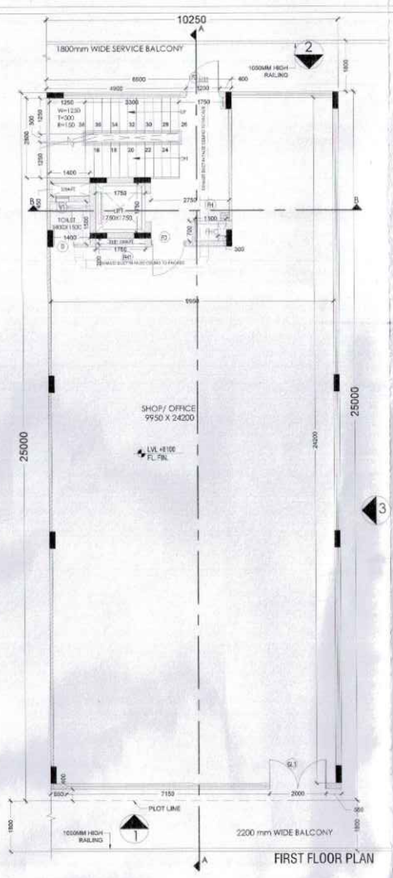

FIRST FLOOR PLAN

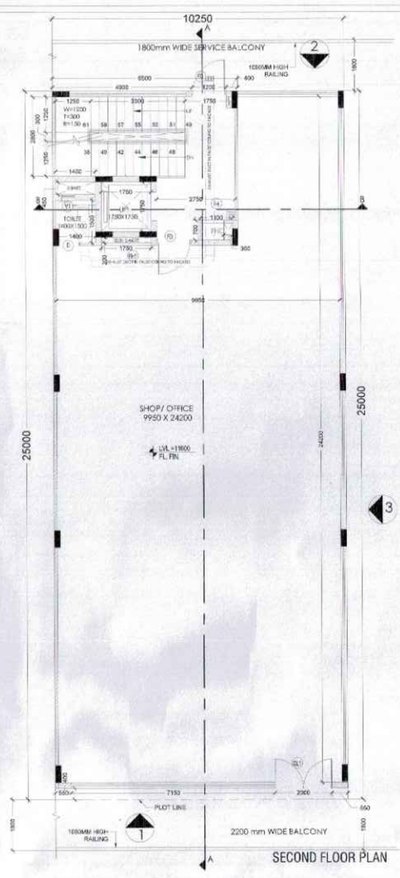

SECOND FLOOR PLAN

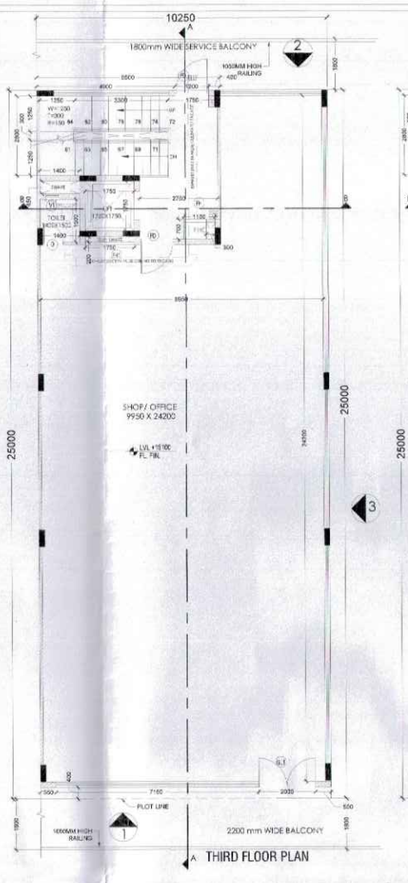

THIRD FLOOR PLAN

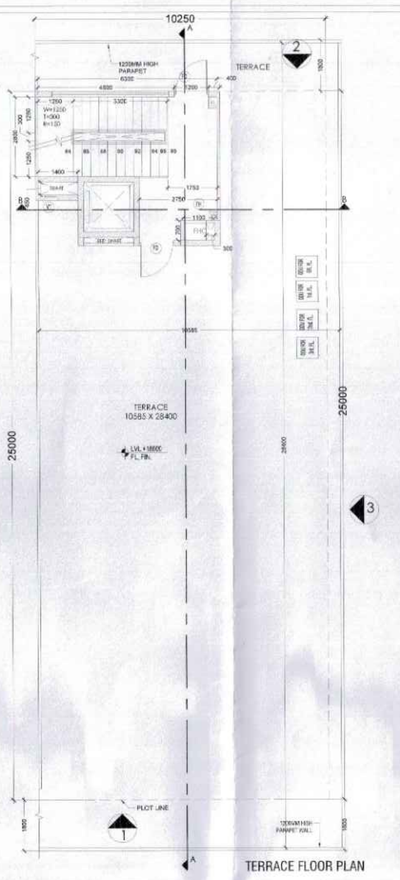

TERRACE FLOOR PLAN



MUMTY PLAN



BASEMENT AREA PLAN (NON FAR)

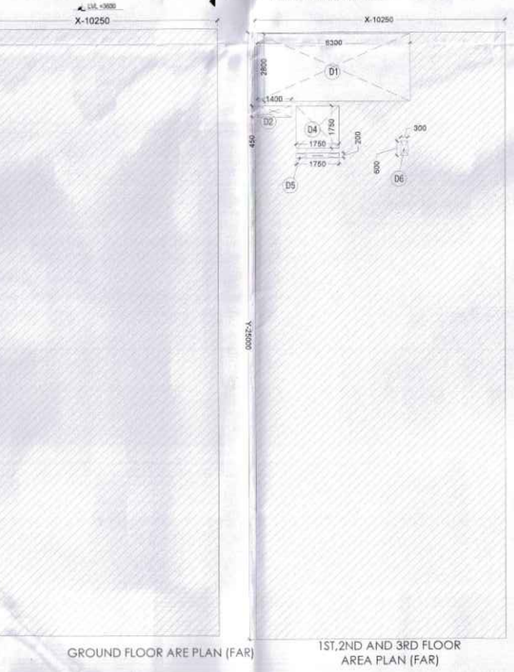

GROUND FLOOR ARE PLAN (FAR)

1ST,2ND AND 3RD FLOOR AREA PLAN (FAR)

MUMTY & WATER TANK (NON F.A.R.) AREA DETAL

AREA DETAIL SUMMARY (sq.mt.)	
PLOT AREA	256.250
PERM. F.A.R. (4.285)	1098.031
PROPOSED F.A.R.	959.414
BALANCED F.A.R.	138.617
GROUND COVERAGE	256.250

FLOORS	F.A.R.	NON F.A.R.
BASEMENT		256.250
GROUND FLOOR	256.250	
1st FLOOR	234.388	24.413
2rd FLOOR	234.388	24.413
3rd FLOOR	234.388	24.413
TERRACE		37.070
TOTAL	959.414	366.559

FAR AREA DETAIL

GROUND COVERAGE & GROUND FLOOR FAR (SQ.MT)

ITEM	WIDTH	X	LENGTH	X	FACTOR	X	NOS	AREA
X*Y=Z	10.250	X	25.000	X	1	X	1	256.250
TOTAL BUIL UP AREA (Z)								256.250
TOTAL GROUND COVERAGE & GROUND FLOOR FAR AREA								256.250

TYPICAL 1ST, 2ND &3RD FLOOR DETAIL IN FAR

ITEM	WIDTH	X	LENGTH	X	FACTOR	X	NOS	AREA
X*Y=Z	10.250	X	25.000	X	1	X	1	256.250
TOTAL AREA (Z)								256.250
DEDUCTIONS (D)								
D1	6.300	X	2.800	X	1	X	1	17.640
D2	1.400	X	0.450	X	1	X	1	0.630
D4	1.750	X	1.750	X	1	X	1	3.063
D5	1.750	X	0.200	X	1	X	1	0.350
D6	0.300	X	0.600	X	1	X	1	0.180
TOTAL DEDUCTION AREA (D) =								21.853
TOTAL (Z - D) = TYPICAL FLOOR FAR AREA								234.388
TOTAL TYPICAL 1st, 2nd & 3rd FLOOR FAR AREA =								234.388

MUMTY AREA

ITEM	WIDTH	X	LENGTH	X	FACTOR	X	NOS	AREA
X*Y	6.500	X	5.800	X	1	X	1	37.700
TOTAL AREA (Z)								37.700
DEDUCTIONS (D)								
D2	1.400	X	0.450	X	1	X	1	0.630
TOTAL DEDUCTION AREA (D) =								0.630
TOTAL (Z - D) = TYPICAL FLOOR FAR AREA								37.070
TOTAL MUMTY NON FAR AREA =								37.070

BASEMENT AREA

ITEM	WIDTH	X	LENGTH	X	FACTOR	X	NOS	AREA
Y*Z	10.250	X	25.000	X	1	X	1	256.250
TOTAL AREA =								256.250
TOTAL BASEMENT NON FAR AREA =								256.250

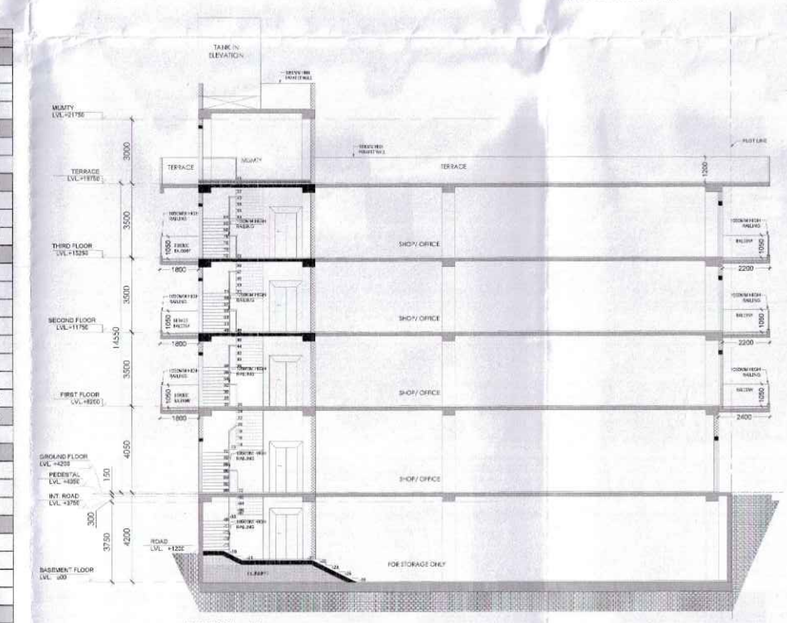

SECTION - AA

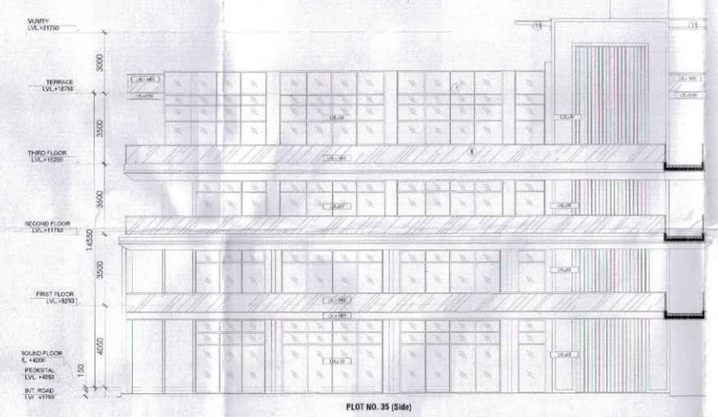

PLOT NO. 35 (Side)

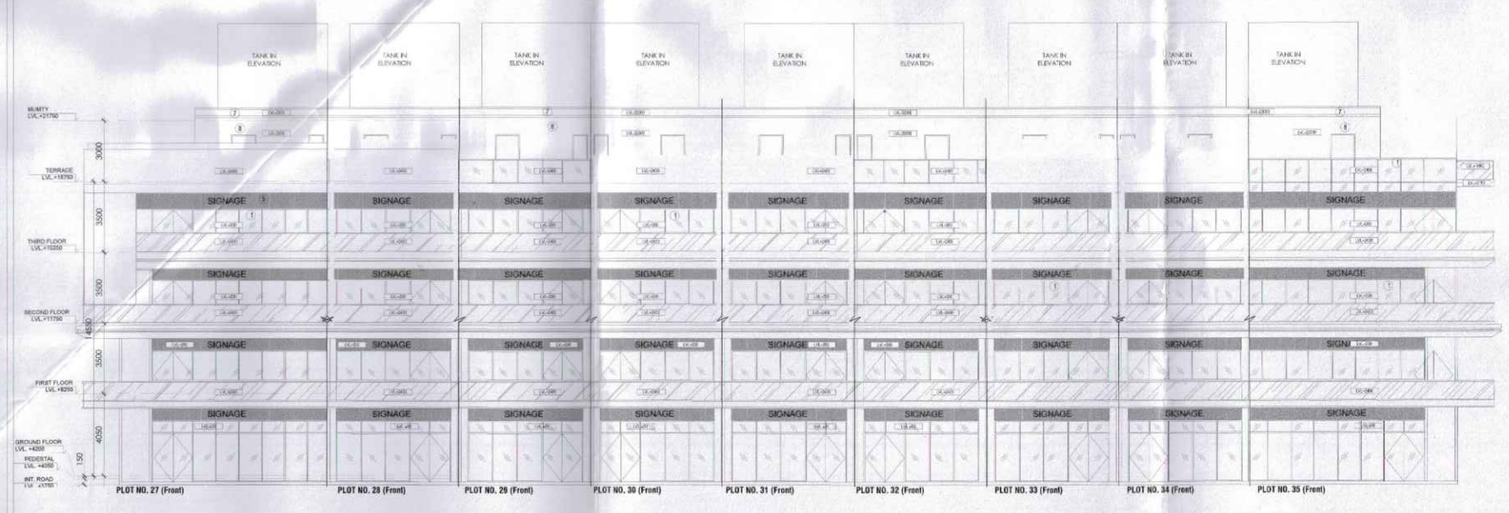

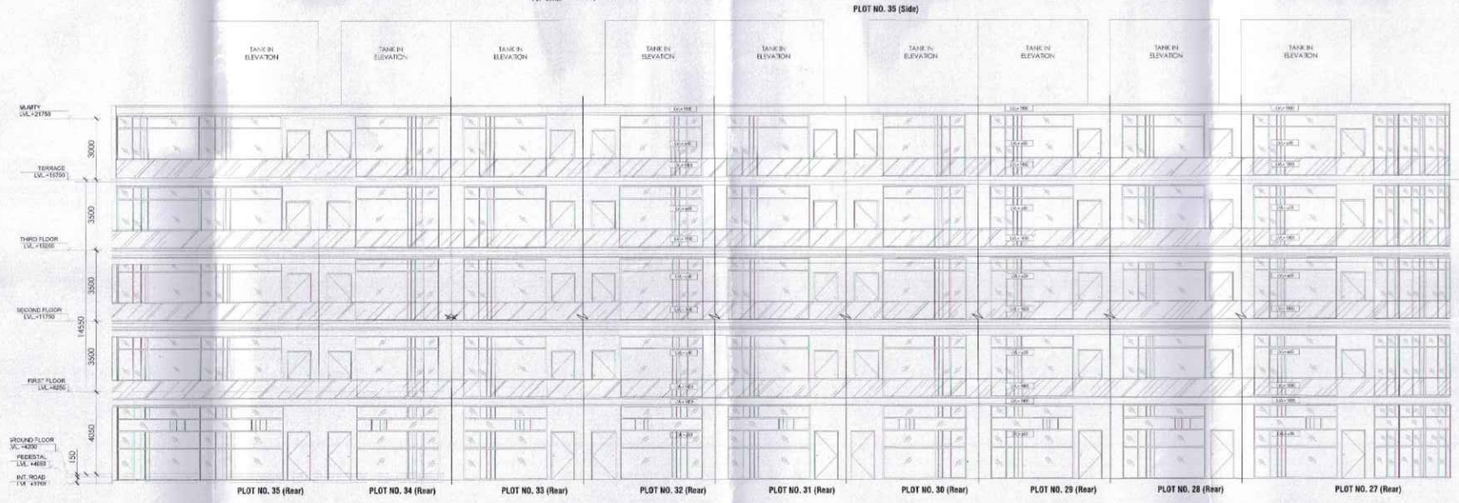

OWNER M/S REACH PROMOTERS PVT. LTD. IN COLABRATION WITH REALBIZ REALTY LLP

Standard Design of SCO's in Commercial Plotted Colony over an area measuring 6.25 acres (after migration of area measuring 4.1125 acres from Licence No.150 of 2022 dated 28.09.2022, area measuring 0.1688 acres from Licence No.17 of 2010 & Fresh area measuring 1.9688 acres) in the revenue estate of village Badshahpur in commercial belt of Sector 68, Gurugram. Being Developed by Reach Promoters Pvt. Ltd.

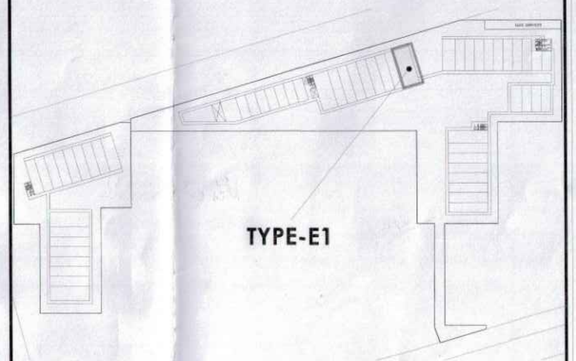

TYPE-E1

NOTES:

1. ALL BLOCKWORK IS 200/100MM & BRICKWORK IS 230/115 MM THICK UNLESS MENTIONED OTHERWISE.
2. THE DRAWING SHOULD BE READ IN CONJUNCTION WITH RESPECTIVE STRUCTURE & MEP DRAWINGS.
3. STAIRCASE AND LIFT MASONRY TO BE AS PER RESPECTIVE DETAILS.
4. ALL WALL OPENING FOR THE SERVICES SHOULD BE IN CONJUNCTION WITH THE RESPECTIVE SHOP/ OFFICE DRAWING.
5. ALL THE CUTOUT FOR THE SERVICES IN BLOCK WORK TO BE AS/MEP DRAWING.
6. FOOTING FOR THE MEP EQUIPMENT TO BE AS/RESPECTIVE VENDOR.
7. ALL BLOCKWORK IS 200/100MM & BRICKWORK IS 230/115 MM THICK UNLESS MENTIONED OTHERWISE.
8. THE DRAWING SHOULD BE READ IN CONJUNCTION WITH RESPECTIVE STRUCTURE & MEP DRAWINGS.
9. STAIRCASE AND LIFT MASONRY TO BE AS PER RESPECTIVE DETAILS.
10. ELEVATION DETAILS TO BE AS PER THE APPROVED DETAILED ELEVATION DESIGN AND ELEMENTS
11. ALL TOILETS ARE FULLY MECHANICALLY VENTILATED.

MATERIAL LEGEND

1. CONVENTIONAL GLAZING
2. ACP CLADDING- AS/ APPROVED
3. DRY STONE CLADDING OR EQUAVALENT MATERIAL
4. SS RAILING SYSTEM
5. SIGNAGES
6. GLASS RAILING
7. CLADDING AS/ APPROVED
8. PLASTER & PAINT
9. BULKHEAD AS/ APPROVED
10. CLADDING AS/ APPROVED

SCHEDULE OF OPENINGS

S.NO.	TYPE	SIZE	S.L.	L.L.
1.	D1	1200X2400	00	2400
2.	D2	750X2400	00	2400
3.	FD	1200X2400	00	2400
4.	FH	900X2300	100	2400
5.	FH1	1600X2300	100	2400
6.	W1	2100X1300	1000	2400
7.	GL1	2000/AS EL X2400	00	2400
8.	V	450X900	1500	2400

PRINCIPAL ARCHITECT:

ACPL ISO 9001:2015 Architecture Management Planning

ACPL Design Ltd

DRG NO.- DTCP 10819 (XVIII) DT 28-0-25

(NARENDER KUMAR) DTP (HQ) | (HITESH SHARMA) STP (HQ) | (JITENDER SIHAG) CTP (HR) | (AMIT KHATRI, IAS) DTCP (HR)

(RAJAT CHAUHAN) ATP (HQ) | (DINESH KUMAR) PA (HQ)

AUTH. SIGN./OWNER SIGN. | ARCHITECT'S SIGN.

DRAWING NO.

ARCHITECTURAL CONTROL SHEET

TYPES- E1 (10250x25000)_Plot no.-35

TOTAL NO OF PLOT-1

FLOOR PLANS, SECTION, ELEVATION & AREA DETAIL

E-104 | SCALE : 1 : 125