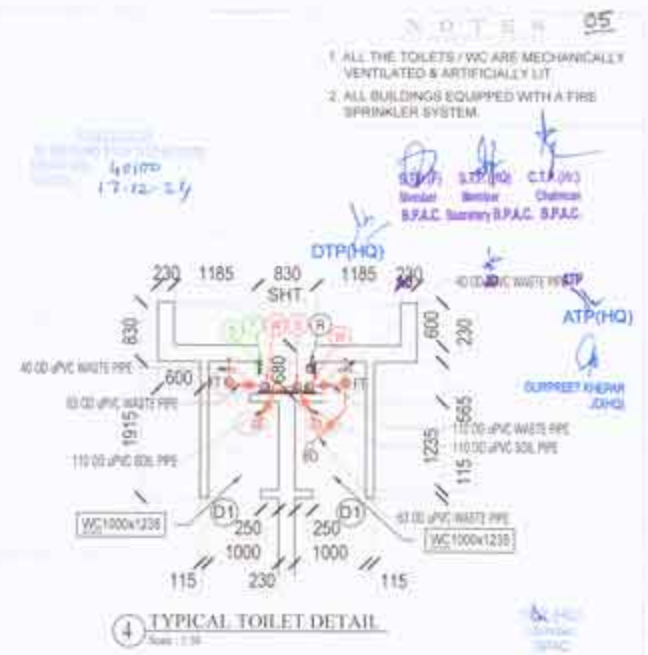


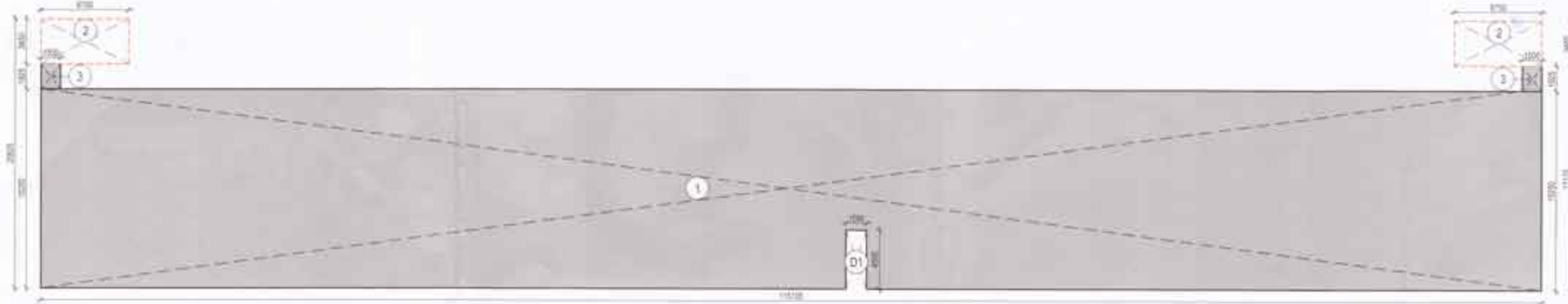
1 GROUND FLOOR PLAN  
Scale: 1:200



4 TYPICAL TOILET DETAIL  
Scale: 1:30

**LEGEND: PLUMBING**

S. NO.	SYMBOL	DESCRIPTION
1.	⊙	110 mm OD uPVC SOIL & VENT PIPE
2.	W	110mm OD uPVC WASTE & VENT PIPE
3.	⊖	COLD WATER SUPPLY PIPE
4.	F	FLUSHING WATER SUPPLY PIPE
5.	P	500 DOMESTIC WATER SUPPLY RISER PIPE TO FILL O.H.T
6.	F1	400 FLUSHING WATER SUPPLY RISER PIPE TO FILL O.H.T
7.	R1	160mm OD uPVC RAIN WATER PIPE
8.	R	110mm OD uPVC RAIN WATER PIPE
9.	1A	110 mm OD uPVC SOIL PIPE
10.	2A	110mm OD uPVC WASTE PIPE
11.	3	40mm OD uPVC SOIL PIPE
12.	4	40mm OD uPVC WASTE PIPE
13.	4A	50mm OD uPVC WASTE PIPE
14.	F.D.	FLOOR DRAIN / ELBOW 40mm X 40mm WITH GRATING
15.	F.T	9" TRAP WITH GRATING
16.	U.T	URINAL TRAP
17.	⊙	FCO-FLOOR CLEAN OUT PLUG
18.	⊙	COP-CLEAN OUT PLUG



1 GROUND FLOOR AREA DIAGRAM  
Scale: 1:500

**AREA CALCULATION OF GROUND FLOOR BLOCK- 1A**

PART	L	W	Net Area	Area	Unit
1	115.705	8	925.64	7.37	Sq.m
2	6.750	8	54.00	0.44	Sq.m
3	5.500	8	44.00	0.36	Sq.m
<b>TOTAL AREA (A)</b>			<b>1023.64</b>	<b>8.17</b>	<b>Sq.m</b>

**DEDUCTIONS**

PART	L	W	Net Area	Area	Unit
01	3.505	4.500	15.77	0.13	Sq.m
<b>TOTAL GROUND COVER (A-01)</b>			<b>15.77</b>	<b>0.13</b>	<b>Sq.m</b>
<b>TOTAL BUILT UP GROUND FLOOR (A-02)</b>			<b>1007.87</b>	<b>8.04</b>	<b>Sq.m</b>
2	6.750	8	54.00	0.44	Sq.m
<b>TOTAL FAR GROUND FLOOR (B-1)</b>			<b>1061.87</b>	<b>8.48</b>	<b>Sq.m</b>



2 1ST FLOOR PLAN  
Scale: 1:200

**FAR CALCULATION OF 1ST FLOOR BLOCK- 1A**

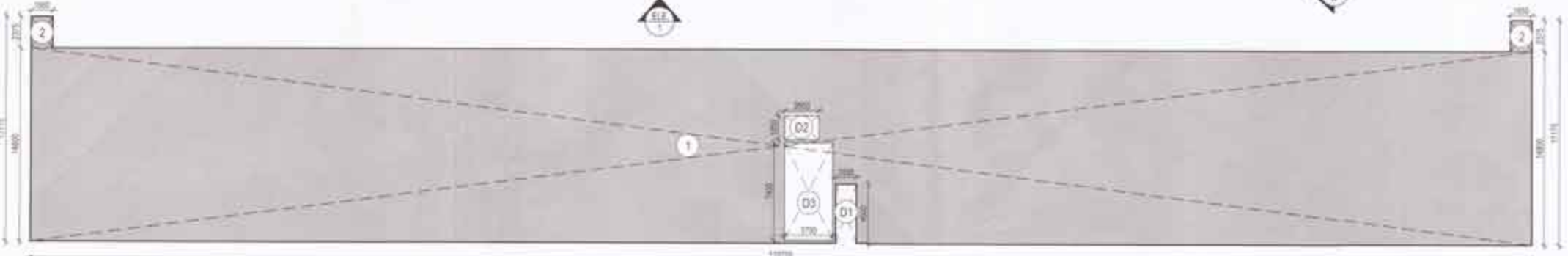
PART	L	W	Net Area	Area	Unit
1	115.705	18.800	2174.45	17.59	Sq.m
2	1.650	2.275	3.75	0.03	Sq.m
<b>TOTAL AREA (A)</b>			<b>2178.20</b>	<b>17.62</b>	<b>Sq.m</b>

**DEDUCTIONS**

PART	L	W	Net Area	Area	Unit
01	3.505	4.500	15.77	0.13	Sq.m
02	2.600	1.850	4.81	0.04	Sq.m
<b>TOTAL DEDUCTION AREA (B)</b>			<b>20.58</b>	<b>0.17</b>	<b>Sq.m</b>
<b>TOTAL BUILT UP AREA 1ST FLOOR (A-B)</b>			<b>2157.62</b>	<b>17.45</b>	<b>Sq.m</b>

**NON FAR AREA**

PART	L	W	Net Area	Area	Unit
03	0.720	7.430	5.35	0.04	Sq.m
<b>TOTAL NON FAR AREA (C)</b>			<b>5.35</b>	<b>0.04</b>	<b>Sq.m</b>
<b>TOTAL FAR AREA 1ST FLOOR (B-C)</b>			<b>2152.27</b>	<b>17.41</b>	<b>Sq.m</b>



1 1ST FLOOR AREA DIAGRAM  
Scale: 1:500

**DOOR/WINDOW OPENING SCHEDULE**

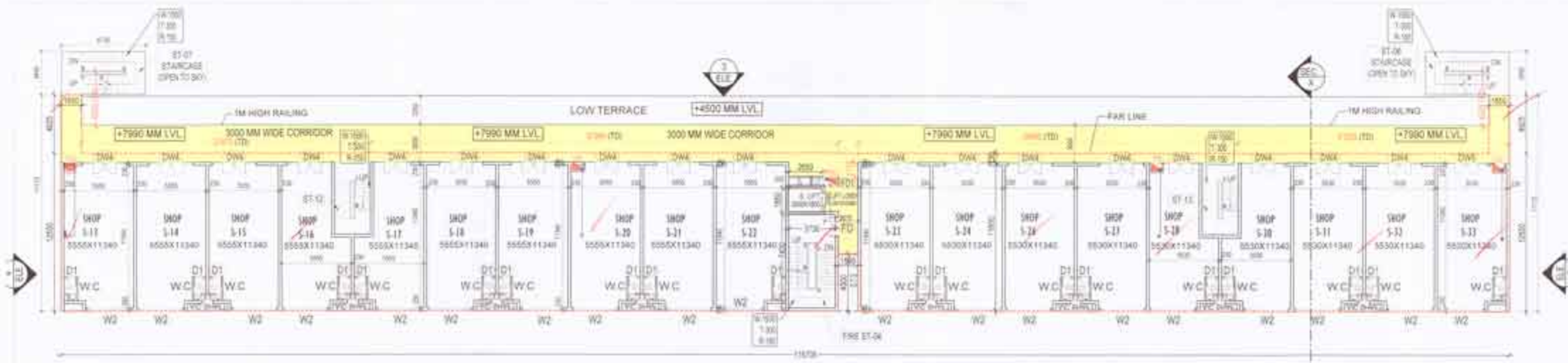
TYPE	NO.	SIZE	AREA	PERCENTAGE
D1	18	1000 x 2100	37800	1.75
D2	18	1000 x 2100	37800	1.75
D3	18	1000 x 2100	37800	1.75
D4	18	1000 x 2100	37800	1.75
D5	18	1000 x 2100	37800	1.75
D6	18	1000 x 2100	37800	1.75
D7	18	1000 x 2100	37800	1.75
D8	18	1000 x 2100	37800	1.75
D9	18	1000 x 2100	37800	1.75
D10	18	1000 x 2100	37800	1.75
D11	18	1000 x 2100	37800	1.75
D12	18	1000 x 2100	37800	1.75
D13	18	1000 x 2100	37800	1.75
D14	18	1000 x 2100	37800	1.75
D15	18	1000 x 2100	37800	1.75
D16	18	1000 x 2100	37800	1.75
D17	18	1000 x 2100	37800	1.75
D18	18	1000 x 2100	37800	1.75
D19	18	1000 x 2100	37800	1.75
D20	18	1000 x 2100	37800	1.75
D21	18	1000 x 2100	37800	1.75
D22	18	1000 x 2100	37800	1.75
D23	18	1000 x 2100	37800	1.75
D24	18	1000 x 2100	37800	1.75
D25	18	1000 x 2100	37800	1.75
D26	18	1000 x 2100	37800	1.75
D27	18	1000 x 2100	37800	1.75
D28	18	1000 x 2100	37800	1.75
D29	18	1000 x 2100	37800	1.75
D30	18	1000 x 2100	37800	1.75
D31	18	1000 x 2100	37800	1.75
D32	18	1000 x 2100	37800	1.75
D33	18	1000 x 2100	37800	1.75
D34	18	1000 x 2100	37800	1.75
D35	18	1000 x 2100	37800	1.75
D36	18	1000 x 2100	37800	1.75
D37	18	1000 x 2100	37800	1.75
D38	18	1000 x 2100	37800	1.75
D39	18	1000 x 2100	37800	1.75
D40	18	1000 x 2100	37800	1.75
D41	18	1000 x 2100	37800	1.75
D42	18	1000 x 2100	37800	1.75
D43	18	1000 x 2100	37800	1.75
D44	18	1000 x 2100	37800	1.75
D45	18	1000 x 2100	37800	1.75
D46	18	1000 x 2100	37800	1.75
D47	18	1000 x 2100	37800	1.75
D48	18	1000 x 2100	37800	1.75
D49	18	1000 x 2100	37800	1.75
D50	18	1000 x 2100	37800	1.75
D51	18	1000 x 2100	37800	1.75
D52	18	1000 x 2100	37800	1.75
D53	18	1000 x 2100	37800	1.75
D54	18	1000 x 2100	37800	1.75
D55	18	1000 x 2100	37800	1.75
D56	18	1000 x 2100	37800	1.75
D57	18	1000 x 2100	37800	1.75
D58	18	1000 x 2100	37800	1.75
D59	18	1000 x 2100	37800	1.75
D60	18	1000 x 2100	37800	1.75
D61	18	1000 x 2100	37800	1.75
D62	18	1000 x 2100	37800	1.75
D63	18	1000 x 2100	37800	1.75
D64	18	1000 x 2100	37800	1.75
D65	18	1000 x 2100	37800	1.75
D66	18	1000 x 2100	37800	1.75
D67	18	1000 x 2100	37800	1.75
D68	18	1000 x 2100	37800	1.75
D69	18	1000 x 2100	37800	1.75
D70	18	1000 x 2100	37800	1.75
D71	18	1000 x 2100	37800	1.75
D72	18	1000 x 2100	37800	1.75
D73	18	1000 x 2100	37800	1.75
D74	18	1000 x 2100	37800	1.75
D75	18	1000 x 2100	37800	1.75
D76	18	1000 x 2100	37800	1.75
D77	18	1000 x 2100	37800	1.75
D78	18	1000 x 2100	37800	1.75
D79	18	1000 x 2100	37800	1.75
D80	18	1000 x 2100	37800	1.75
D81	18	1000 x 2100	37800	1.75
D82	18	1000 x 2100	37800	1.75
D83	18	1000 x 2100	37800	1.75
D84	18	1000 x 2100	37800	1.75
D85	18	1000 x 2100	37800	1.75
D86	18	1000 x 2100	37800	1.75
D87	18	1000 x 2100	37800	1.75
D88	18	1000 x 2100	37800	1.75
D89	18	1000 x 2100	37800	1.75
D90	18	1000 x 2100	37800	1.75
D91	18	1000 x 2100	37800	1.75
D92	18	1000 x 2100	37800	1.75
D93	18	1000 x 2100	37800	1.75
D94	18	1000 x 2100	37800	1.75
D95	18	1000 x 2100	37800	1.75
D96	18	1000 x 2100	37800	1.75
D97	18	1000 x 2100	37800	1.75
D98	18	1000 x 2100	37800	1.75
D99	18	1000 x 2100	37800	1.75
D100	18	1000 x 2100	37800	1.75

**PROJECT**

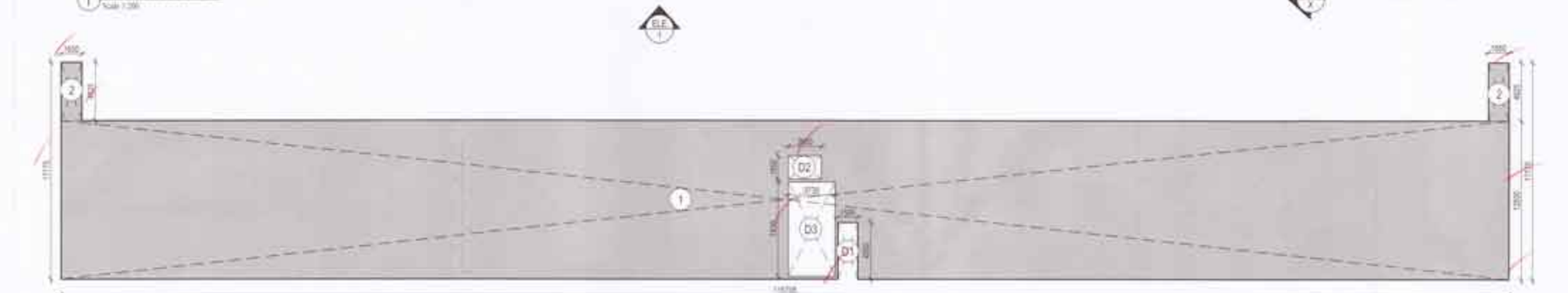
APPROVAL OF REVISED BUILDING PLANS OF COMMERCIAL COLONY UNDER MIXED LAND USE MEASURING 85.7825 ACRES (LICENSE NO. 17 OF 2012 DATED 02.01.2012, LICENSE NO. 62 OF 2013 DATED 15.06.2012, LICENSE NO. 51 OF 2017 DATED 22.05.2017, LICENSE NO. 52 OF 2017 DATED 22.05.2017, LICENSE NO. 133 OF 2022 DATED 26.08.2022, LICENSE NO. 23 OF 2023 DATED 06.02.2023 & LICENSE NO. 24 OF 2023 DATED 06.02.2023) SECTOR 'B' FARDAB AD. HEARY ANA DEVALI ROAD, KARAIKAL DISTRICT, PONDICHERRY.

**DRAWING TITLE**  
**(BLOCK-1A)**  
**GROUND & 1ST FLOOR PLAN & AREA DETAIL.**

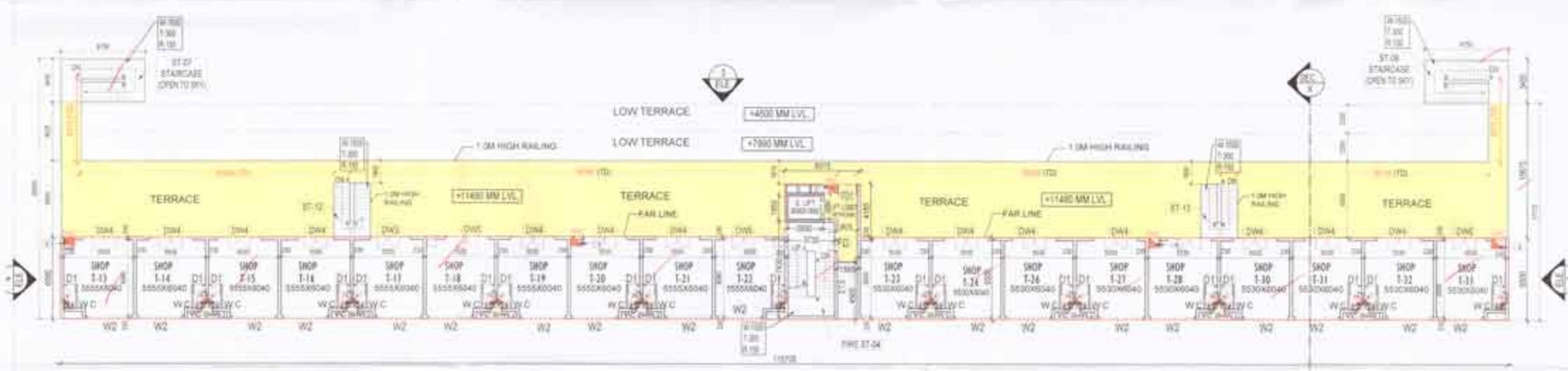
DATE: SEPTEMBER 2024 SCALE: 1:200  
CHECKED BY: ARCHITECT  
OWNER: KANAL KISHORE  
DESIGNER: ABHIRAM  
SHEET NO: BLK1A-1



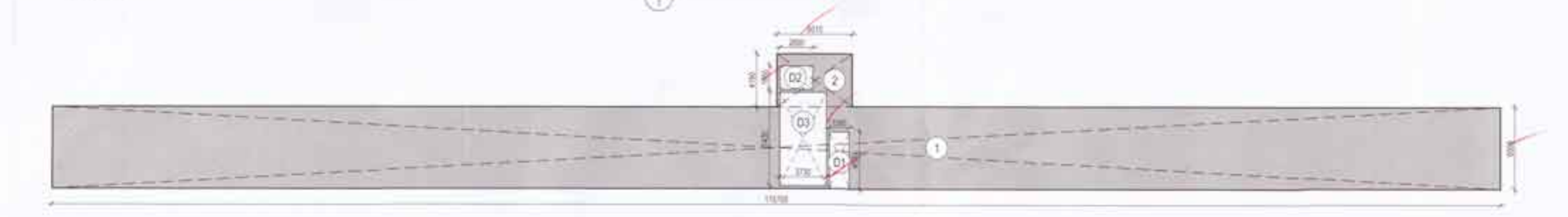
1 2ND FLOOR PLAN  
Scale 1:200




2 2ND FLOOR AREA DIAGRAM  
Scale 1:200



3 3RD FLOOR PLAN  
Scale 1:200



4 3RD FLOOR AREA DIAGRAM FLOOR  
Scale 1:200



4 TYPICAL TOILET DETAIL  
Scale 1:50

**LEGEND : PLUMBING**

S.NO.	SYMBOL	DESCRIPTION
1.	S	115mm OD uPVC SOIL & VENT PIPE
2.	W	115mm OD uPVC WASTE & VENT PIPE
3.	D	COLD WATER SUPPLY PIPE
4.	F	FLUSHING WATER SUPPLY PIPE
5.	P	800 DOMESTIC WATER SUPPLY RISER PIPE TO FILL D.H.T
6.	F1	400 FLUSHING WATER SUPPLY RISER PIPE TO FILL D.H.T
7.	R1	160mm OD uPVC RAIN WATER PIPE
8.	R	115mm OD uPVC RAIN WATER PIPE
9.	TA	115mm OD uPVC SOIL PIPE
10.	2A	115mm OD uPVC WASTE PIPE
11.	3	40mm ID uPVC SOIL PIPE
12.	4	40mm OD uPVC WASTE PIPE
13.	4A	50mm OD uPVC WASTE PIPE
14.	F.D	FLOOR DRAIN ( ELBOW 45mm X 40mm WITH GRATING)
15.	F.T	1" TRAP WITH GRATING
16.	U.T	URNAL TRAP
17.	C	FCC-FLOOR CLEAN OUT PLUG
18.	CP	COP-CLEAN OUT PLUG

**FAR CALCULATION OF SECOND FLOOR BLOCK-1A**

PART	L	W	NO.	Area	Unit	
1	115.705	X	12.550	X	1432.089	Sq.m
2	6.600	X	4.825	X	31.881	Sq.m
<b>TOTAL AREA (A)</b>				<b>=</b>	<b>1463.970</b>	<b>Sq.m</b>
<b>DEDUCTIONS:</b>						
D1	1.891	X	4.500	X	8.529	Sq.m
D2	1.850	X	2.650	X	4.903	Sq.m
<b>TOTAL DEDUCTION AREA (B)</b>				<b>=</b>	<b>13.432</b>	<b>Sq.m</b>
<b>TOTAL BUILT UP AREA-B (B)</b>				<b>=</b>	<b>1450.538</b>	<b>Sq.m</b>
<b>NON FAR AREA</b>						
D3	3.730	X	7.430	X	27.714	Sq.m
<b>TOTAL NON FAR AREA (C)</b>				<b>=</b>	<b>27.714</b>	<b>Sq.m</b>
<b>TOTAL FAR AREA 2ND FLOOR (B-C)</b>				<b>=</b>	<b>1422.824</b>	<b>Sq.m</b>

**THIRD FLOOR FAR AREA BLOCK-1A**

PART	L	W	NO.	Area	Unit	
1	115.705	X	6.500	X	752.08	Sq.m
2	6.015	X	4.185	X	25.171	Sq.m
<b>TOTAL AREA (A)</b>				<b>=</b>	<b>777.255</b>	<b>Sq.m</b>
<b>DEDUCTIONS:</b>						
D1	1.595	X	4.500	X	7.178	Sq.m
D2	1.850	X	2.650	X	4.903	Sq.m
<b>TOTAL DEDUCTION AREA (B)</b>				<b>=</b>	<b>12.081</b>	<b>Sq.m</b>
<b>TOTAL BUILT UP AREA 3RD FLOOR (A-B)</b>				<b>=</b>	<b>765.175</b>	<b>Sq.m</b>
<b>NON FAR AREA</b>						
D3	3.730	X	7.430	X	27.714	Sq.m
<b>TOTAL NON FAR AREA (C)</b>				<b>=</b>	<b>27.714</b>	<b>Sq.m</b>
<b>TOTAL FAR AREA 3RD FLOOR (B-C)</b>				<b>=</b>	<b>737.461</b>	<b>Sq.m</b>

**DOOR/WINDOW/OPENING SCHEDULE**

TYPE	NO.	SIZE	HT	MTS	REMARK
D1	110	2100	2100	0	2100
D2	110	2100	2100	0	2100
D3	110	2100	2100	0	2100
D4	110	2100	2100	0	2100
D5	110	2100	2100	0	2100
D6	110	2100	2100	0	2100
D7	110	2100	2100	0	2100
D8	110	2100	2100	0	2100
D9	110	2100	2100	0	2100
D10	110	2100	2100	0	2100
D11	110	2100	2100	0	2100
D12	110	2100	2100	0	2100
D13	110	2100	2100	0	2100
D14	110	2100	2100	0	2100
D15	110	2100	2100	0	2100
D16	110	2100	2100	0	2100
D17	110	2100	2100	0	2100
D18	110	2100	2100	0	2100
D19	110	2100	2100	0	2100
D20	110	2100	2100	0	2100
D21	110	2100	2100	0	2100
D22	110	2100	2100	0	2100
D23	110	2100	2100	0	2100
D24	110	2100	2100	0	2100
D25	110	2100	2100	0	2100
D26	110	2100	2100	0	2100
D27	110	2100	2100	0	2100
D28	110	2100	2100	0	2100
D29	110	2100	2100	0	2100
D30	110	2100	2100	0	2100
D31	110	2100	2100	0	2100
D32	110	2100	2100	0	2100
D33	110	2100	2100	0	2100
D34	110	2100	2100	0	2100
D35	110	2100	2100	0	2100
D36	110	2100	2100	0	2100
D37	110	2100	2100	0	2100
D38	110	2100	2100	0	2100
D39	110	2100	2100	0	2100
D40	110	2100	2100	0	2100
D41	110	2100	2100	0	2100
D42	110	2100	2100	0	2100
D43	110	2100	2100	0	2100
D44	110	2100	2100	0	2100
D45	110	2100	2100	0	2100
D46	110	2100	2100	0	2100
D47	110	2100	2100	0	2100
D48	110	2100	2100	0	2100
D49	110	2100	2100	0	2100
D50	110	2100	2100	0	2100
D51	110	2100	2100	0	2100
D52	110	2100	2100	0	2100
D53	110	2100	2100	0	2100
D54	110	2100	2100	0	2100
D55	110	2100	2100	0	2100
D56	110	2100	2100	0	2100
D57	110	2100	2100	0	2100
D58	110	2100	2100	0	2100
D59	110	2100	2100	0	2100
D60	110	2100	2100	0	2100
D61	110	2100	2100	0	2100
D62	110	2100	2100	0	2100
D63	110	2100	2100	0	2100
D64	110	2100	2100	0	2100
D65	110	2100	2100	0	2100
D66	110	2100	2100	0	2100
D67	110	2100	2100	0	2100
D68	110	2100	2100	0	2100
D69	110	2100	2100	0	2100
D70	110	2100	2100	0	2100
D71	110	2100	2100	0	2100
D72	110	2100	2100	0	2100
D73	110	2100	2100	0	2100
D74	110	2100	2100	0	2100
D75	110	2100	2100	0	2100
D76	110	2100	2100	0	2100
D77	110	2100	2100	0	2100
D78	110	2100	2100	0	2100
D79	110	2100	2100	0	2100
D80	110	2100	2100	0	2100
D81	110	2100	2100	0	2100
D82	110	2100	2100	0	2100
D83	110	2100	2100	0	2100
D84	110	2100	2100	0	2100
D85	110	2100	2100	0	2100
D86	110	2100	2100	0	2100
D87	110	2100	2100	0	2100
D88	110	2100	2100	0	2100
D89	110	2100	2100	0	2100
D90	110	2100	2100	0	2100
D91	110	2100	2100	0	2100
D92	110	2100	2100	0	2100
D93	110	2100	2100	0	2100
D94	110	2100	2100	0	2100
D95	110	2100	2100	0	2100
D96	110	2100	2100	0	2100
D97	110	2100	2100	0	2100
D98	110	2100	2100	0	2100
D99	110	2100	2100	0	2100
D100	110	2100	2100	0	2100

**PROJECT :**  
 APPROVAL OF REVISED BUILDING PLANS OF COMMERCIAL COLONY (UNDER MIXED LAND USE) MEASURING 35.79625 ACRES (LICENSE NO. 17 OF 2012 DATED 02.03.2012, LICENSE NO. 63 OF 2012 DATED 15.06.2012, LICENSE NO. 51 OF 2017 DATED 23.07.2017, LICENSE NO. 52 OF 2017 DATED 23.07.2017, LICENSE NO. 133 HP 2023 DATED 26.08.2022, LICENSE NO. 21 OF 2023 DATED 06.02.2023 & LICENSE NO. 24 OF 2023 DATED 06.02.2023) SECTOR-79, FARIDABAD, HARYANA DEVELOPED BY OMAK WORLD STREET PVT. LTD.

**DRAWING TITLE (BLOCK-1A)**  
**2ND & 3RD FLOOR PLAN & AREA DETAIL.**  
 DATE: SEPTEMBER 2024 SCALE: 1:200  
 DESIGNED BY: CHECKED BY:  
 DRAWN BY: ARCHITECT: KAMAL KISHORE  
 OWNER: ARCHITECT: KAMAL KISHORE  
 SHEET NO. BLK1A-2

- ALL THE TOILETS / WC ARE MECHANICALLY VENTILATED & ARTIFICIALLY LIT.
- ALL BUILDINGS EQUIPPED WITH A FIRE SPRINKLER SYSTEM.

 S.P.A.C. Member  
 S.P.A.C. Chairman  
 S.P.A.C. Secretary

 DTP(HQ)  
 ATP(HQ)

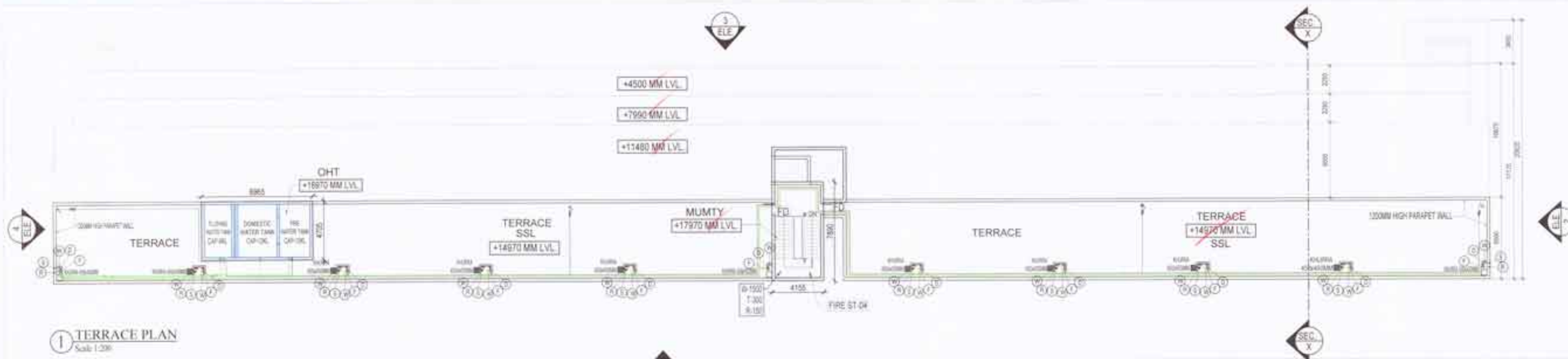
OHT & MUMTY AREA AT TERRACE BLOCK-1A

PART	L	W	No.	Area	Unit
WT	8.965	4.705	1	42.18	Sq.m
M	4.155	7.890	1	32.79	Sq.m
TOTAL AREA				74.97	Sq.m
TOTAL BUILT UP AREA TERRACE FLOOR				74.97	Sq.m

Checked by  (Internal) & sent to  to comments in forwarding letter No. 244159 Dv. 16/09/2024

 Engineer (HQ)  
 Civil Engineer  
 HVP, Panipat  
 DTP(HQ)

40/100  
 17/12/24  
 DTP(HQ)



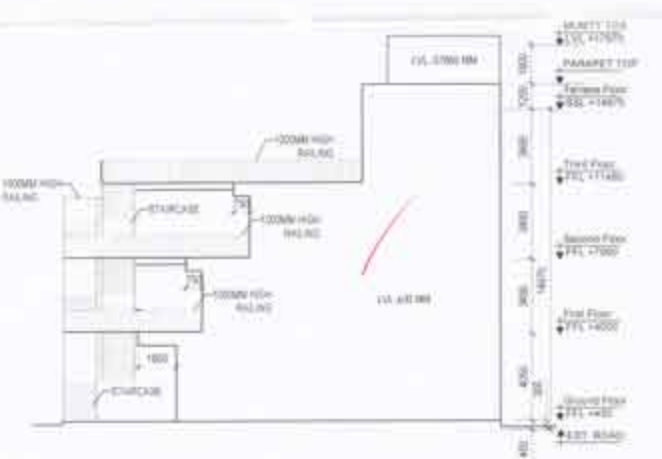
1 TERRACE PLAN Scale 1:200



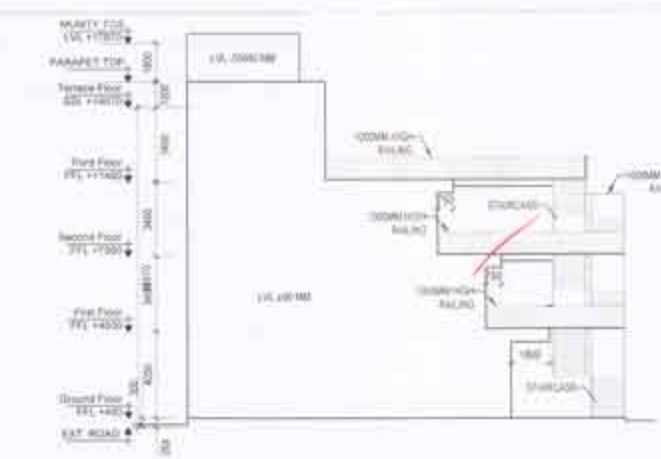
2 ELEVATION-3 Scale 1:200



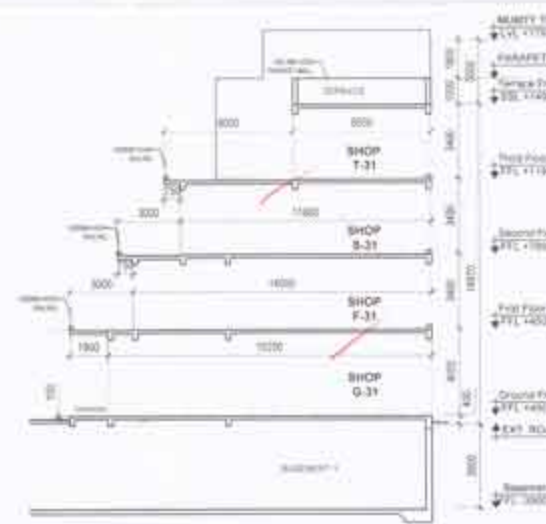
3 ELEVATION-1 Scale 1:200



4 ELEVATION-2 Scale 1:200



5 ELEVATION-4 Scale 1:200



6 SECTION-X Scale 1:200

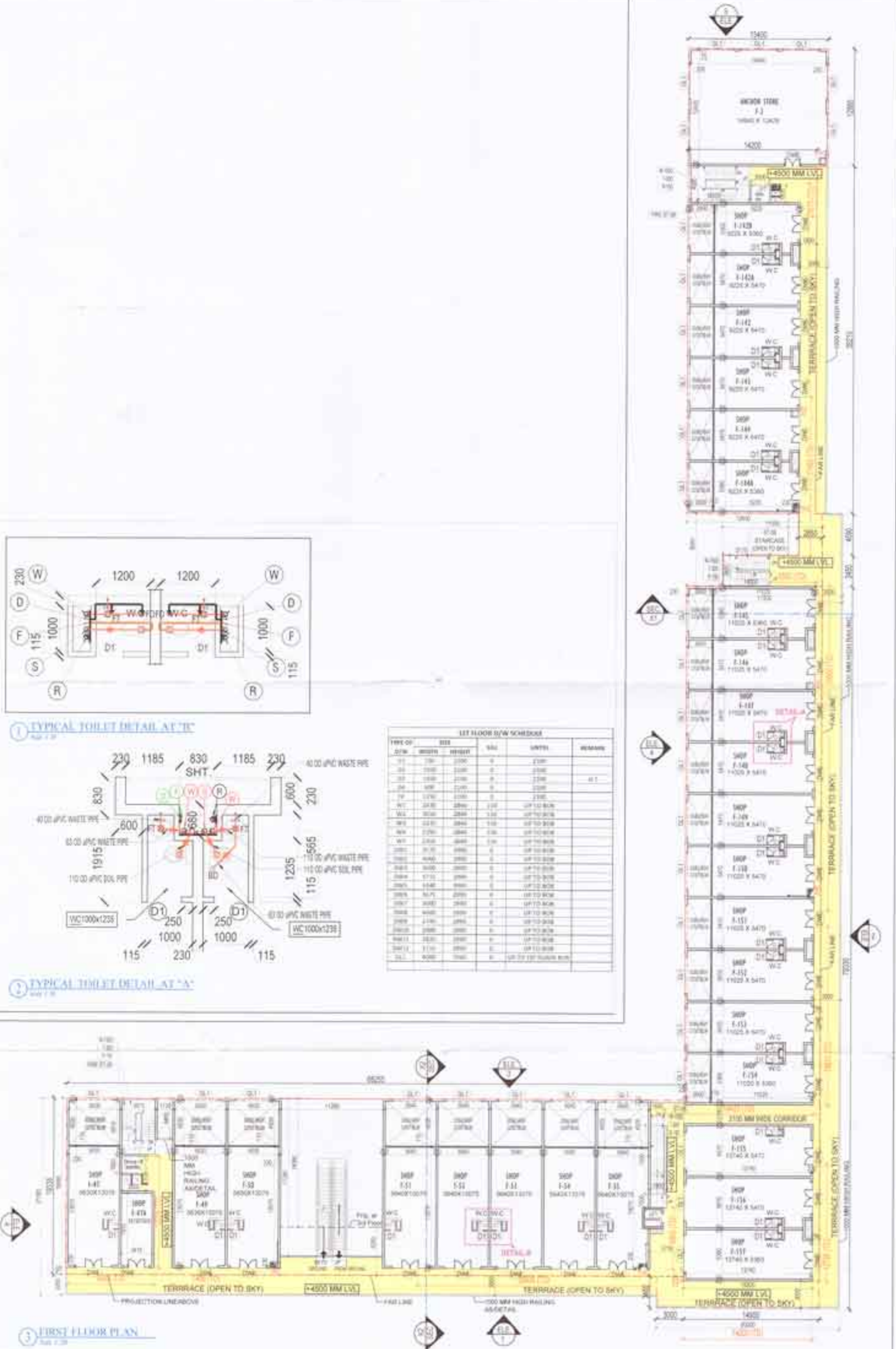


SITE KEY PLAN

**PROJECT:**  
 APPROVAL OF REVISED BUILDING PLANS OF COMMERCIAL COLONY (UNDER MIXED LAND USE) MEASURING 35.79625 ACRES (LICENCE NO. 17 OF 2013 DATED 02.03.2012, LICENCE NO. 62 OF 2012 DATED 13.06.2012, LICENCE NO. 51 OF 2017 DATED 22.07.2017, LICENCE NO. 52 OF 2017 DATED 22.07.2017, LICENCE NO. 133 OF 2022 DATED 26.08.2022, LICENCE NO. 23 OF 2023 DATED 06.02.2023 & LICENCE NO. 24 OF 2023 DATED 06.02.2023) SECTOR - 9, FARIDABAD, HARYANA DEVELOPED BY OMAXE WORLD STREET PVT. LTD.

**DRAWING TITLE (BLOCK-1A)**  
**ELEVATION & SECTIONS**  
 DATE: SEPTEMBER 2024 SCALE: 1:200  
 DEALT BY: OWNER ARCHITECT CHECKED BY: ARCHITECT  
 ARCHITECT  
 ARCHITECT  
 ARCHITECT  
 ARCHITECT  
 SHEET NO. **BLK1A-3**  




1 TYPICAL TOILET DETAIL AT 'C'

2 TYPICAL TOILET FLUSH AT 'A'

3 FIRST FLOOR PLAN

LET FLOOR B/W SCHEDULE

TYPE OF	ROOM	WIDTH	DEPTH	AREA	UNIT	REMARKS
WC	1-101	1200	1000	1.20	Sq.m	
WC	1-102	1200	1000	1.20	Sq.m	
WC	1-103	1200	1000	1.20	Sq.m	
WC	1-104	1200	1000	1.20	Sq.m	
WC	1-105	1200	1000	1.20	Sq.m	
WC	1-106	1200	1000	1.20	Sq.m	
WC	1-107	1200	1000	1.20	Sq.m	
WC	1-108	1200	1000	1.20	Sq.m	
WC	1-109	1200	1000	1.20	Sq.m	
WC	1-110	1200	1000	1.20	Sq.m	
WC	1-111	1200	1000	1.20	Sq.m	
WC	1-112	1200	1000	1.20	Sq.m	
WC	1-113	1200	1000	1.20	Sq.m	
WC	1-114	1200	1000	1.20	Sq.m	
WC	1-115	1200	1000	1.20	Sq.m	
WC	1-116	1200	1000	1.20	Sq.m	
WC	1-117	1200	1000	1.20	Sq.m	
WC	1-118	1200	1000	1.20	Sq.m	
WC	1-119	1200	1000	1.20	Sq.m	
WC	1-120	1200	1000	1.20	Sq.m	
WC	1-121	1200	1000	1.20	Sq.m	
WC	1-122	1200	1000	1.20	Sq.m	
WC	1-123	1200	1000	1.20	Sq.m	
WC	1-124	1200	1000	1.20	Sq.m	
WC	1-125	1200	1000	1.20	Sq.m	
WC	1-126	1200	1000	1.20	Sq.m	
WC	1-127	1200	1000	1.20	Sq.m	
WC	1-128	1200	1000	1.20	Sq.m	
WC	1-129	1200	1000	1.20	Sq.m	
WC	1-130	1200	1000	1.20	Sq.m	
WC	1-131	1200	1000	1.20	Sq.m	
WC	1-132	1200	1000	1.20	Sq.m	
WC	1-133	1200	1000	1.20	Sq.m	
WC	1-134	1200	1000	1.20	Sq.m	
WC	1-135	1200	1000	1.20	Sq.m	
WC	1-136	1200	1000	1.20	Sq.m	
WC	1-137	1200	1000	1.20	Sq.m	
WC	1-138	1200	1000	1.20	Sq.m	
WC	1-139	1200	1000	1.20	Sq.m	
WC	1-140	1200	1000	1.20	Sq.m	
WC	1-141	1200	1000	1.20	Sq.m	
WC	1-142	1200	1000	1.20	Sq.m	
WC	1-143	1200	1000	1.20	Sq.m	
WC	1-144	1200	1000	1.20	Sq.m	
WC	1-145	1200	1000	1.20	Sq.m	
WC	1-146	1200	1000	1.20	Sq.m	
WC	1-147	1200	1000	1.20	Sq.m	
WC	1-148	1200	1000	1.20	Sq.m	
WC	1-149	1200	1000	1.20	Sq.m	
WC	1-150	1200	1000	1.20	Sq.m	
WC	1-151	1200	1000	1.20	Sq.m	
WC	1-152	1200	1000	1.20	Sq.m	
WC	1-153	1200	1000	1.20	Sq.m	
WC	1-154	1200	1000	1.20	Sq.m	
WC	1-155	1200	1000	1.20	Sq.m	
WC	1-156	1200	1000	1.20	Sq.m	
WC	1-157	1200	1000	1.20	Sq.m	
WC	1-158	1200	1000	1.20	Sq.m	
WC	1-159	1200	1000	1.20	Sq.m	
WC	1-160	1200	1000	1.20	Sq.m	
WC	1-161	1200	1000	1.20	Sq.m	
WC	1-162	1200	1000	1.20	Sq.m	
WC	1-163	1200	1000	1.20	Sq.m	
WC	1-164	1200	1000	1.20	Sq.m	
WC	1-165	1200	1000	1.20	Sq.m	
WC	1-166	1200	1000	1.20	Sq.m	
WC	1-167	1200	1000	1.20	Sq.m	
WC	1-168	1200	1000	1.20	Sq.m	
WC	1-169	1200	1000	1.20	Sq.m	
WC	1-170	1200	1000	1.20	Sq.m	
WC	1-171	1200	1000	1.20	Sq.m	
WC	1-172	1200	1000	1.20	Sq.m	
WC	1-173	1200	1000	1.20	Sq.m	
WC	1-174	1200	1000	1.20	Sq.m	
WC	1-175	1200	1000	1.20	Sq.m	
WC	1-176	1200	1000	1.20	Sq.m	
WC	1-177	1200	1000	1.20	Sq.m	
WC	1-178	1200	1000	1.20	Sq.m	
WC	1-179	1200	1000	1.20	Sq.m	
WC	1-180	1200	1000	1.20	Sq.m	
WC	1-181	1200	1000	1.20	Sq.m	
WC	1-182	1200	1000	1.20	Sq.m	
WC	1-183	1200	1000	1.20	Sq.m	
WC	1-184	1200	1000	1.20	Sq.m	
WC	1-185	1200	1000	1.20	Sq.m	
WC	1-186	1200	1000	1.20	Sq.m	
WC	1-187	1200	1000	1.20	Sq.m	
WC	1-188	1200	1000	1.20	Sq.m	
WC	1-189	1200	1000	1.20	Sq.m	
WC	1-190	1200	1000	1.20	Sq.m	
WC	1-191	1200	1000	1.20	Sq.m	
WC	1-192	1200	1000	1.20	Sq.m	
WC	1-193	1200	1000	1.20	Sq.m	
WC	1-194	1200	1000	1.20	Sq.m	
WC	1-195	1200	1000	1.20	Sq.m	
WC	1-196	1200	1000	1.20	Sq.m	
WC	1-197	1200	1000	1.20	Sq.m	
WC	1-198	1200	1000	1.20	Sq.m	
WC	1-199	1200	1000	1.20	Sq.m	
WC	1-200	1200	1000	1.20	Sq.m	



4 FIRST FLOOR AREA DETAIL

NOTE:  
 1. ALL TOILETS ARE TO BE MECHANICALLY VENTILATED & AIR-CONDITIONED.  
 2. ALL BUILDINGS TO BE FITTED WITH A FIRE SPRINKLER SYSTEM.

Checked and Approved: *[Signature]* DTP(HQ)  
 Checked and Approved: *[Signature]* ATP(HQ)  
 Checked and Approved: *[Signature]* ATP  
 Checked and Approved: *[Signature]* DUSPREET KHERA

AREA CALCULATION OF FIRST FLOOR BLOCK - 1B

PART	Area (Sq.m)	Area (Sq.ft)
1	15.230	164.710
2	9.950	107.550
3	24.700	266.220
4	11.000	119.170
5	2.600	28.000
6	28.200	304.100
7	15.400	166.600
TOTAL AREA	117.080	1256.450

DEDUCTIONS

NO.	Area (Sq.m)	Area (Sq.ft)
01	1.720	18.570
02	2.450	26.400
03	11.280	121.870
04	1.830	19.800
05	2.800	30.200
06	2.800	30.200
07	2.800	30.200
08	5.840	62.900
09	4.800	51.800
10	2.000	21.500
TOTAL DEDUCTION AREA	60.580	649.100
TOTAL BUILT-UP AREA 1ST FLOOR BLOCK - 1B	56.500	607.350

NON FAR AREA

NO.	Area (Sq.m)	Area (Sq.ft)
01	1.500	16.150
02	1.400	15.100
03	1.270	13.700
04	1.500	16.150
TOTAL NON FAR AREA	5.670	60.100
TOTAL FAR AREA 1ST FLOOR BLOCK - 1B	50.830	547.250

LEGEND : PLUMBING

S.NO.	SYMBOL	DESCRIPTION
1.	(S)	110 mm OD uPVC SOIL & VENT PIPE
2.	(W)	110mm OD uPVC WASTE & VENT PIPE
3.	(C)	COLD WATER SUPPLY PIPE
4.	(F)	FLUSHING WATER SUPPLY PIPE
5.	(D)	500 DOMESTIC WATER SUPPLY RISER PIPE TO FILL O.H.T.
6.	(E)	400 FLUSHING WATER SUPPLY RISER PIPE TO FILL O.H.T.
7.	(R)	160mm OD uPVC RAIN WATER PIPE
8.	(R)	110mm OD uPVC RAIN WATER PIPE
9.	(S)	110 mm OD uPVC SOIL PIPE
10.	(W)	110mm OD uPVC WASTE PIPE
11.	(S)	40mm OD uPVC SOIL PIPE
12.	(W)	40mm OD uPVC WASTE PIPE
13.	(W)	50mm OD uPVC WASTE PIPE
14.	F.D.	FLOOR DRAIN / ELBOW(40mm X 40mm) WITH GRATING
15.	P.T.	'P' TRAP WITH GRATING
16.	(U)	URINAL TRAP
17.	(C)	FCO-FLOOR CLEAN OUT PLUG
18.	(C)	COP-CLEAN OUT PLUG



PROJECT :

APPROVAL OF REVISED BUILDING PLANS OF COMMERCIAL COLONY (UNDER MIXED LAND USE) MEASURING 88.79625 ACRES (LICENSE NO. 17 OF 2012 DATED 02.03.2012, LICENSE NO. 62 OF 2012 DATED 15.06.2012, LICENSE NO. 31 OF 2013 DATED 22.07.2013, LICENSE NO. 32 OF 2013 DATED 25.07.2013, LICENSE NO.13 OF 2012 DATED 26.08.2012, LICENSE NO.21 OF 2023 DATED 06.02.2023 & LICENSE NO.24 OF 2023 DATED 06.02.2023) SECTOR-79, FARIDABAD, HARYANA DEVELOPED BY OMAZE WORLD STREET PVT. LTD.

DRAWING TITLE (BLOCK - 1B)  
 FIRST FLOOR PLAN, AREA DETAIL & SECTIONS  
 DATE: SEPTEMBER 2024 SCALE: 1:250  
 CHECKED BY: *[Signature]*  
 OWNER: OMAZE WORLD STREET PRIVATE LIMITED  
 ARCHITECT: KAMAL SHARMA ARCHITECTS  
 SHEET NO. BLK 1B-2





NOTE:  
 1. ALL SYMBOLS AND NOTING ARE MECHANICALLY VENTILATED AIR CONDITIONING  
 2. ALL WASHING EQUIPMENT INTO A FIBER OPTICAL SYSTEM

OHT & MUMTY AREA AT TERRACE BLOCK 1B					
PART	L	B	Net	Area	Unit
WT	7520	3965	3000	95.51	Sq.m
M1	4135	6370	3000	39.54	Sq.m
M2	4135	9000	3000	57.64	Sq.m
M3	5820	4480	3000	30.47	Sq.m
TOTAL AREA				123.16	Sq.m
TOTAL BUILT UP AREA TERRACE FLOOR				123.16	Sq.m

KPRAC, KPRAC, KPRAC

DTP(HQ) NO. 17-12-24  
 ATP(HQ)  
 Check and find all the Piping Heads  
 Details Same as noted by comments in  
 following info: 24454 On 10/01/2024

Major: 17-12-24  
 Engineer (HQ)  
 GURPREET KHEPAR JDMQ



1 ELEVATION-1



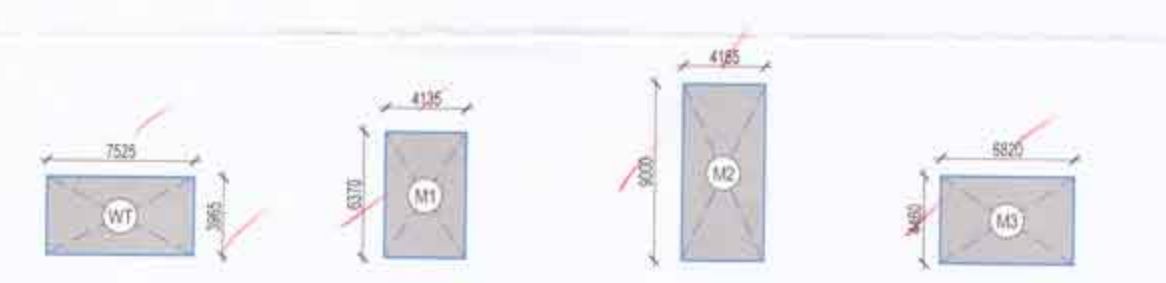
2 ELEVATION-2



3 ELEVATION-3



4 ELEVATION-4



5 OHT AREA DIAGRAM  
 6 MUMTY-1 AREA DIAGRAM  
 7 MUMTY-2 AREA DIAGRAM  
 8 MUMTY-3 AREA DIAGRAM



9 TERRACE PLAN

LEGEND : PLUMBING		
S.NO.	SYMBOL	DESCRIPTION
1.		110mm OD uPVC SOIL & VENT PIPE
2.		110mm OD uPVC WASTE & VENT PIPE
3.		COLD WATER SUPPLY PIPE
4.		FLUSHING WATER SUPPLY PIPE
5.		500 DOMESTIC WATER SUPPLY RISER PIPE TO FILL O.H.T.
6.		400 FLUSHING WATER SUPPLY RISER PIPE TO FILL O.H.T.
7.		160mm OD uPVC RAIN WATER PIPE
8.		110mm OD uPVC RAIN WATER PIPE
9.		110mm OD uPVC SOIL PIPE
10.		110mm OD uPVC WASTE PIPE
11.		40mm OD uPVC SOIL PIPE
12.		40mm OD uPVC WASTE PIPE
13.		50mm OD uPVC WASTE PIPE
14.		FLOOR DRAIN / ELBOW 40mm X 40mm WITH GRATING
15.		P-TRAP WITH GRATING
16.		URINAL TRAP
17.		FCO-FLOOR CLEAN OUT PLUG
18.		COP-CLEAN OUT PLUG

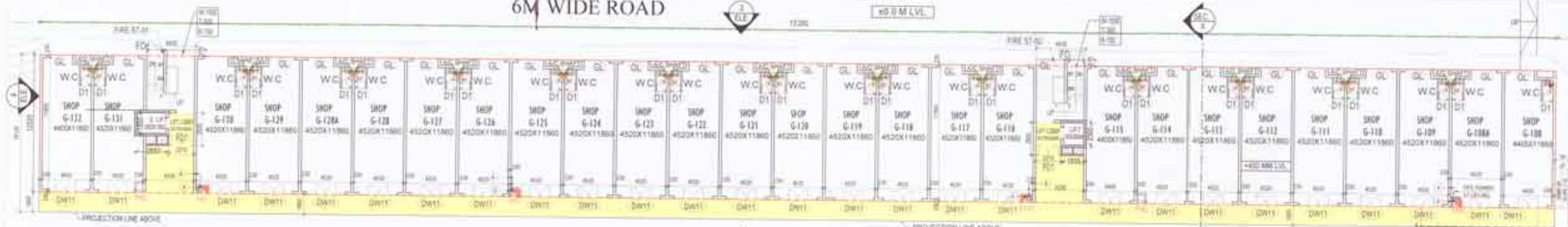


**PROJECT :**  
 APPROVAL OF REVISED BUILDING PLANS OF COMMERCIAL COLONY (UNDER MIXED LAND USE) MEASURING 35.79625 ACRES (LICENCE NO. 17 OF 2012 DATED 02.04.2012, LICENSE NO. 60 OF 2012 DATED 15.06.2012, LICENSE NO. 51 OF 2017 DATED 22.07.2017, LICENSE NO. 52 OF 2017 DATED 22.07.2017, LICENSE NO.133 OF 2022 DATED 26.08.2022, LICENSE NO.23 OF 2023 DATED 06.02.2023 & LICENSE NO.24 OF 2023 DATED 06.02.2023) SECTOR -79, FARIDABAD, HARYANA DEVELOPED BY OMAXE WORLD STREET PVT. LTD.

**DRAWING TITLE**  
 (BLOCK-1B)  
 TERRACE PLAN & ELEVATION-B  
 DATE : SEPTEMBER 2024 SCALE : 1:250  
 DRAWN BY: OWNER ARCHITECT  
 CHECKED BY: ARCHITECT  
 For Omaxe World Street Project  
 KANAL KISHORE  
 098765432132  
 SHEET NO.  
**BLK1B-5**



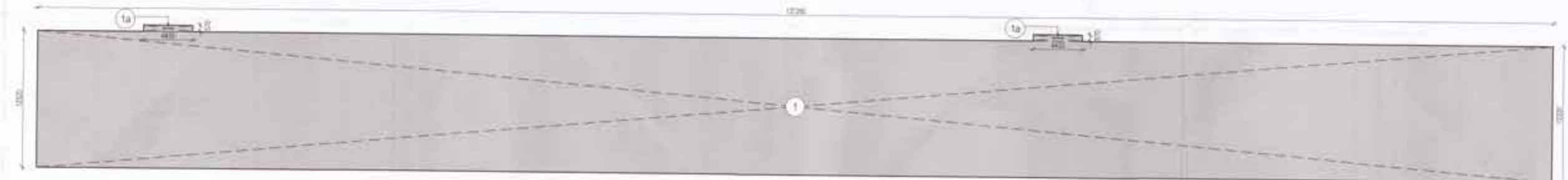




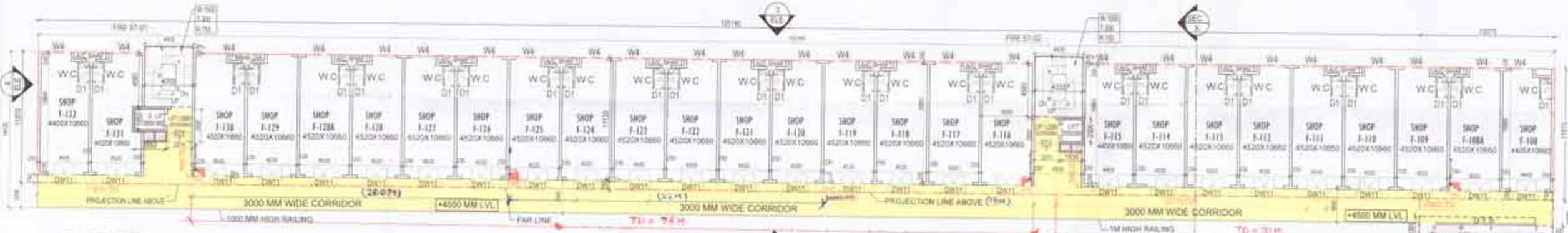
1 GROUND FLOOR PLAN  
Scale 1:200

OPEN TO SKY (PAVED AREA)  
±300 MM LVL


OPEN TO SKY (PAVED AREA)  
±300 MM LVL



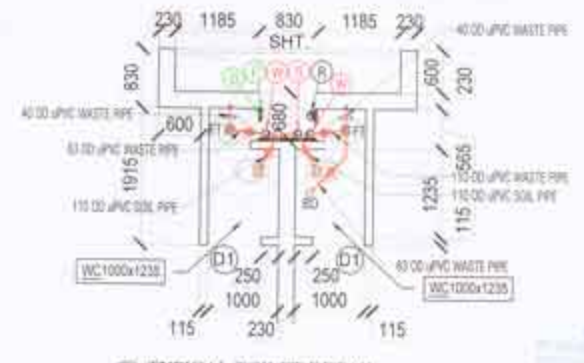
2 GROUND FLOOR AREA DIAGRAM  
Scale 1:200



3 1ST FLOOR PLAN  
Scale 1:200




4 1ST FLOOR AREA DIAGRAM  
Scale 1:200



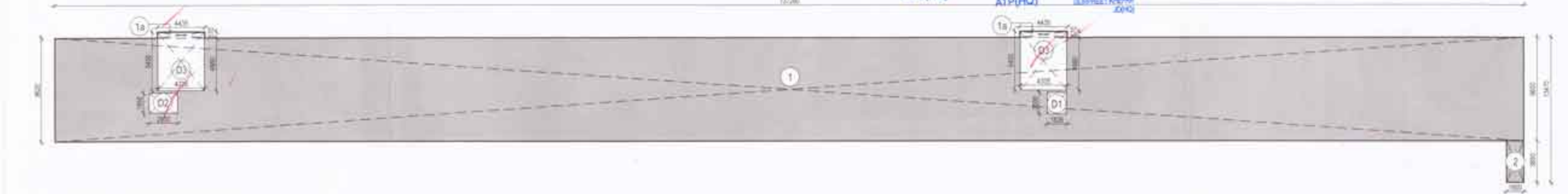
4 TYPICAL TOILET DETAIL  
Scale 1:200

1 ALL THE TOILETS (WC) ARE MECHANICALLY VENTILATED & ARTIFICIALLY LIT.  
2 ALL BUILDINGS EQUIPPED WITH A FIRE SPRINKLER SYSTEM.

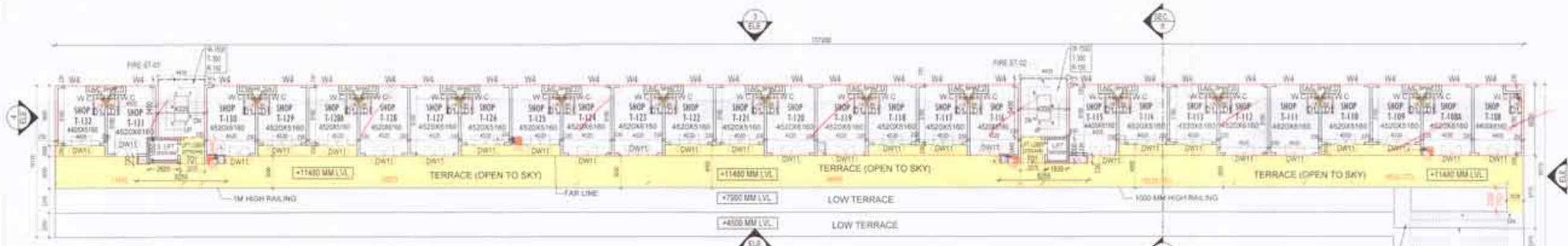
FAR CALCULATION OF GROUND FLOOR BLOCK-1C					
PART	L	B	Area	Area	Area
1	227.200	17.730	4	4031.043	sq.m
2	4.420	7.530	2	66.582	sq.m
3	1.000	1.000	1	1.000	sq.m
4	1.000	1.000	1	1.000	sq.m
5	1.000	1.000	1	1.000	sq.m
6	1.000	1.000	1	1.000	sq.m
7	1.000	1.000	1	1.000	sq.m
8	1.000	1.000	1	1.000	sq.m
9	1.000	1.000	1	1.000	sq.m
10	1.000	1.000	1	1.000	sq.m
11	1.000	1.000	1	1.000	sq.m
12	1.000	1.000	1	1.000	sq.m
13	1.000	1.000	1	1.000	sq.m
14	1.000	1.000	1	1.000	sq.m
15	1.000	1.000	1	1.000	sq.m
16	1.000	1.000	1	1.000	sq.m
17	1.000	1.000	1	1.000	sq.m
18	1.000	1.000	1	1.000	sq.m
19	1.000	1.000	1	1.000	sq.m
20	1.000	1.000	1	1.000	sq.m
21	1.000	1.000	1	1.000	sq.m
22	1.000	1.000	1	1.000	sq.m
23	1.000	1.000	1	1.000	sq.m
24	1.000	1.000	1	1.000	sq.m
25	1.000	1.000	1	1.000	sq.m
26	1.000	1.000	1	1.000	sq.m
27	1.000	1.000	1	1.000	sq.m
28	1.000	1.000	1	1.000	sq.m
29	1.000	1.000	1	1.000	sq.m
30	1.000	1.000	1	1.000	sq.m
31	1.000	1.000	1	1.000	sq.m
32	1.000	1.000	1	1.000	sq.m
33	1.000	1.000	1	1.000	sq.m
34	1.000	1.000	1	1.000	sq.m
35	1.000	1.000	1	1.000	sq.m
36	1.000	1.000	1	1.000	sq.m
37	1.000	1.000	1	1.000	sq.m
38	1.000	1.000	1	1.000	sq.m
39	1.000	1.000	1	1.000	sq.m
40	1.000	1.000	1	1.000	sq.m
41	1.000	1.000	1	1.000	sq.m
42	1.000	1.000	1	1.000	sq.m
43	1.000	1.000	1	1.000	sq.m
44	1.000	1.000	1	1.000	sq.m
45	1.000	1.000	1	1.000	sq.m
46	1.000	1.000	1	1.000	sq.m
47	1.000	1.000	1	1.000	sq.m
48	1.000	1.000	1	1.000	sq.m
49	1.000	1.000	1	1.000	sq.m
50	1.000	1.000	1	1.000	sq.m
51	1.000	1.000	1	1.000	sq.m
52	1.000	1.000	1	1.000	sq.m
53	1.000	1.000	1	1.000	sq.m
54	1.000	1.000	1	1.000	sq.m
55	1.000	1.000	1	1.000	sq.m
56	1.000	1.000	1	1.000	sq.m
57	1.000	1.000	1	1.000	sq.m
58	1.000	1.000	1	1.000	sq.m
59	1.000	1.000	1	1.000	sq.m
60	1.000	1.000	1	1.000	sq.m
61	1.000	1.000	1	1.000	sq.m
62	1.000	1.000	1	1.000	sq.m
63	1.000	1.000	1	1.000	sq.m
64	1.000	1.000	1	1.000	sq.m
65	1.000	1.000	1	1.000	sq.m
66	1.000	1.000	1	1.000	sq.m
67	1.000	1.000	1	1.000	sq.m
68	1.000	1.000	1	1.000	sq.m
69	1.000	1.000	1	1.000	sq.m
70	1.000	1.000	1	1.000	sq.m
71	1.000	1.000	1	1.000	sq.m
72	1.000	1.000	1	1.000	sq.m
73	1.000	1.000	1	1.000	sq.m
74	1.000	1.000	1	1.000	sq.m
75	1.000	1.000	1	1.000	sq.m
76	1.000	1.000	1	1.000	sq.m
77	1.000	1.000	1	1.000	sq.m
78	1.000	1.000	1	1.000	sq.m
79	1.000	1.000	1	1.000	sq.m
80	1.000	1.000	1	1.000	sq.m
81	1.000	1.000	1	1.000	sq.m
82	1.000	1.000	1	1.000	sq.m
83	1.000	1.000	1	1.000	sq.m
84	1.000	1.000	1	1.000	sq.m
85	1.000	1.000	1	1.000	sq.m
86	1.000	1.000	1	1.000	sq.m
87	1.000	1.000	1	1.000	sq.m
88	1.000	1.000	1	1.000	sq.m
89	1.000	1.000	1	1.000	sq.m
90	1.000	1.000	1	1.000	sq.m
91	1.000	1.000	1	1.000	sq.m
92	1.000	1.000	1	1.000	sq.m
93	1.000	1.000	1	1.000	sq.m
94	1.000	1.000	1	1.000	sq.m
95	1.000	1.000	1	1.000	sq.m
96	1.000	1.000	1	1.000	sq.m
97	1.000	1.000	1	1.000	sq.m
98	1.000	1.000	1	1.000	sq.m
99	1.000	1.000	1	1.000	sq.m
100	1.000	1.000	1	1.000	sq.m
101	1.000	1.000	1	1.000	sq.m
102	1.000	1.000	1	1.000	sq.m
103	1.000	1.000	1	1.000	sq.m
104	1.000	1.000	1	1.000	sq.m
105	1.000	1.000	1	1.000	sq.m
106	1.000	1.000	1	1.000	sq.m
107	1.000	1.000	1	1.000	sq.m
108	1.000	1.000	1	1.000	sq.m
109	1.000	1.000	1	1.000	sq.m
110	1.000	1.000	1	1.000	sq.m
111	1.000	1.000	1	1.000	sq.m
112	1.000	1.000	1	1.000	sq.m
113	1.000	1.000	1	1.000	sq.m
114	1.000	1.000	1	1.000	sq.m
115	1.000	1.000	1	1.000	sq.m
116	1.000	1.000	1	1.000	sq.m
117	1.000	1.000	1	1.000	sq.m
118	1.000	1.000	1	1.000	sq.m
119	1.000	1.000	1	1.000	sq.m
120	1.000	1.000	1	1.000	sq.m
121	1.000	1.000	1	1.000	sq.m
122	1.000	1.000	1	1.000	sq.m
123	1.000	1.000	1	1.000	sq.m
124	1.000	1.000	1	1.000	sq.m
125	1.000	1.000	1	1.000	sq.m
126	1.000	1.000	1	1.000	sq.m
127	1.000	1.000	1	1.000	sq.m
128	1.000	1.000	1	1.000	sq.m
129	1.000	1.000	1	1.000	sq.m
130	1.000	1.000	1	1.000	sq.m
131	1.000	1.000	1	1.000	sq.m
132	1.000	1.000	1	1.000	sq.m
133	1.000	1.000	1	1.000	sq.m
134	1.000	1.000	1	1.000	sq.m
135	1.000	1.000	1	1.000	sq.m
136	1.000	1.000	1	1.000	sq.m
137	1.000	1.000	1	1.000	sq.m
138	1.000	1.000	1	1.000	sq.m
139	1.000	1.000	1	1.000	sq.m
140	1.000	1.000	1	1.000	sq.m
141	1.000	1.000	1	1.000	sq.m
142	1.000	1.000	1	1.000	sq.m
143	1.000	1.000	1	1.000	sq.m
144	1.000	1.000	1	1.000	sq.m
145	1.000	1.000	1	1.000	sq.m
146	1.000	1.000	1	1.000	sq.m
147	1.000	1.000	1	1.000	sq.m
148	1.000	1.000	1	1.000	sq.m
149	1.000	1.000	1	1.000	sq.m
150	1.000	1.000	1	1.000	sq.m
151	1.000	1.000	1	1.000	sq.m
152	1.000	1.000	1	1.000	sq.m
153	1.000	1.000	1	1.000	sq.m
154	1.000	1.000	1	1.000	sq.m
155	1.000	1.000	1	1.000	sq.m
156	1.000	1.000	1	1.000	sq.m
157	1.000	1.000	1	1.000	sq.m
158	1.000	1.000	1	1.000	sq.m
159	1.000	1.000	1	1.000	sq.m
160	1.000	1.000	1	1.000	sq.m
161	1.000	1.000	1	1.000	sq.m
162	1.000	1.000	1	1.000	sq.m
163	1.000	1.000	1	1.000	sq.m
164	1.000	1.000	1	1.000	sq.m
165	1.000	1.000	1	1.000	sq.m
166	1.000	1.000	1	1.000	sq.m
167	1.000	1.000	1	1.000	sq.m
168	1.000	1.000	1	1.000	sq.m
169	1.000	1.000	1	1.000	sq.m
170	1.000	1.000	1	1.000	sq.m
171	1.000	1.000	1	1.000	sq.m
172	1.000	1.000	1	1.000	sq.m
173	1.000	1.000	1	1.000	sq.m
174	1.000	1.000	1	1.000	sq.m
175	1.000	1.000	1	1.000	sq.m
176	1.000	1.000	1	1.000	sq.m
177	1.000	1.000	1		




1 2ND FLOOR PLAN  
Scale 1:200



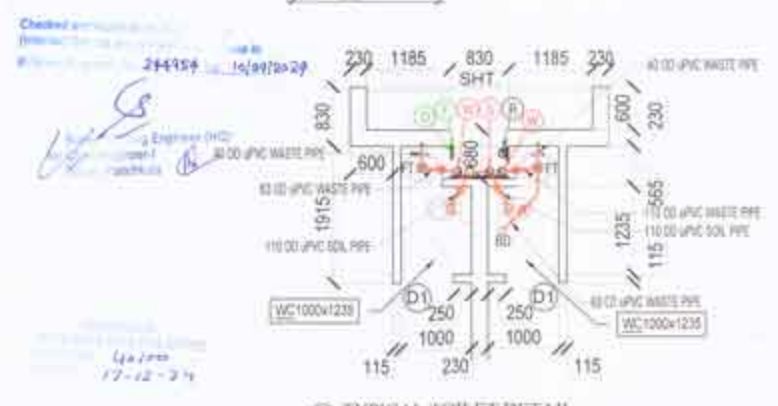
2 2ND FLOOR AREA DIAGRAM  
Scale 1:200



3 3RD FLOOR PLAN  
Scale 1:200



4 3RD FLOOR AREA DIAGRAM  
Scale 1:200



4 TYPICAL TOILET DETAIL  
Scale 1:30

DOOR/WINDOW OPENING SCHEDULE					
TYPE OF	SIZE	NO.	UNIT	REMARKS	
DOOR	WIDTH	HEIGHT			
D1	1000	2100	2	UP TO 2ND	
D2	1000	2100	2	UP TO 3RD	
D3	1000	2100	2	UP TO 2ND	
D4	1000	2100	2	UP TO 3RD	
D5	1000	2100	2	UP TO 2ND	
D6	1000	2100	2	UP TO 3RD	
D7	1000	2100	2	UP TO 2ND	
D8	1000	2100	2	UP TO 3RD	
D9	1000	2100	2	UP TO 2ND	
D10	1000	2100	2	UP TO 3RD	
D11	1000	2100	2	UP TO 2ND	
D12	1000	2100	2	UP TO 3RD	
D13	1000	2100	2	UP TO 2ND	
D14	1000	2100	2	UP TO 3RD	
D15	1000	2100	2	UP TO 2ND	
D16	1000	2100	2	UP TO 3RD	
D17	1000	2100	2	UP TO 2ND	
D18	1000	2100	2	UP TO 3RD	
D19	1000	2100	2	UP TO 2ND	
D20	1000	2100	2	UP TO 3RD	
D21	1000	2100	2	UP TO 2ND	
D22	1000	2100	2	UP TO 3RD	
D23	1000	2100	2	UP TO 2ND	
D24	1000	2100	2	UP TO 3RD	
D25	1000	2100	2	UP TO 2ND	
D26	1000	2100	2	UP TO 3RD	
D27	1000	2100	2	UP TO 2ND	
D28	1000	2100	2	UP TO 3RD	
D29	1000	2100	2	UP TO 2ND	
D30	1000	2100	2	UP TO 3RD	

- 1 ALL THE TOILETS / WC ARE MECHANICALLY VENTILATED & ARTIFICIALLY LIT
- 2 ALL BUILDINGS EQUIPPED WITH A FIRE SPRINKLER SYSTEM

FAR CALCULATION OF 2ND FLOOR BLOCK-1C					
PART	L	W	No.	Area	Unit
1	137.200	6.820	2	1820.840	Sq. mt.
2	4.435	0.570	2	5.028	Sq. mt.
3	8.230	0.710	2	11.682	Sq. mt.
TOTAL AREA (A)				1837.550	Sq. mt.
DEDUCTIONS					
D1	2.890	1.850	2	10.620	Sq. mt.
D2	2.890	2.000	2	11.560	Sq. mt.
TOTAL DEDUCTION AREA (B)				22.180	Sq. mt.
TOTAL BUILT UP AREA 2ND FLOOR-B (A-B)				1815.370	Sq. mt.
NON FAR AREA					
N1	4.250	1.430	2	12.010	Sq. mt.
TOTAL NON FAR AREA (N)				12.010	Sq. mt.
TOTAL FAR AREA 2ND FLOOR-B (N)				1827.380	Sq. mt.

FAR CALCULATION OF 3RD FLOOR FAR AREA BLOCK-1C					
PART	L	W	No.	Area	Unit
1	137.200	6.820	2	1820.840	Sq. mt.
2	4.435	0.570	2	5.028	Sq. mt.
3	8.230	0.710	2	11.682	Sq. mt.
TOTAL AREA (A)				1837.550	Sq. mt.
DEDUCTIONS					
D1	2.890	1.850	2	10.620	Sq. mt.
D2	2.890	2.000	2	11.560	Sq. mt.
TOTAL DEDUCTION AREA (B)				22.180	Sq. mt.
TOTAL BUILT UP AREA 3RD FLOOR-B (A-B)				1815.370	Sq. mt.
NON FAR AREA					
N1	4.250	1.430	2	12.010	Sq. mt.
TOTAL NON FAR AREA (N)				12.010	Sq. mt.
TOTAL FAR AREA 3RD FLOOR-B (N)				1827.380	Sq. mt.

**LEGEND: PLUMBING**

S.NO.	SYMBOL	DESCRIPTION
1.	S	110 mm OD uPVC SOIL & VENT PIPE
2.	W	110mm OD uPVC WASTE & VENT PIPE
3.	D	COLD WATER SUPPLY PIPE
4.	F	FLUSHING WATER SUPPLY PIPE
5.	P	500 DOMESTIC WATER SUPPLY RISER PIPE TO FILL O.H.T
6.	F1	400 FLUSHING WATER SUPPLY RISER PIPE TO FILL O.H.T
7.	R1	160mm OD uPVC RAIN WATER PIPE
8.	R	110mm OD uPVC RAIN WATER PIPE
9.	1A	110 mm OD uPVC SOIL PIPE
10.	2A	110mm OD uPVC WASTE PIPE
11.	3	60mm OD uPVC SOIL PIPE
12.	4	40mm OD uPVC WASTE PIPE
13.	4A	50mm OD uPVC WASTE PIPE
14.	F.D.	FLOOR DRAIN / ELBOW 40mm X 40mm WITH GRATING
15.	F.T.	F.T. TRAP WITH GRATING
16.	U.T.	URNAL TRAP
17.	FCO	FLOOR CLEAN OUT PLUG
18.	CO	COP-CLEAN OUT PLUG

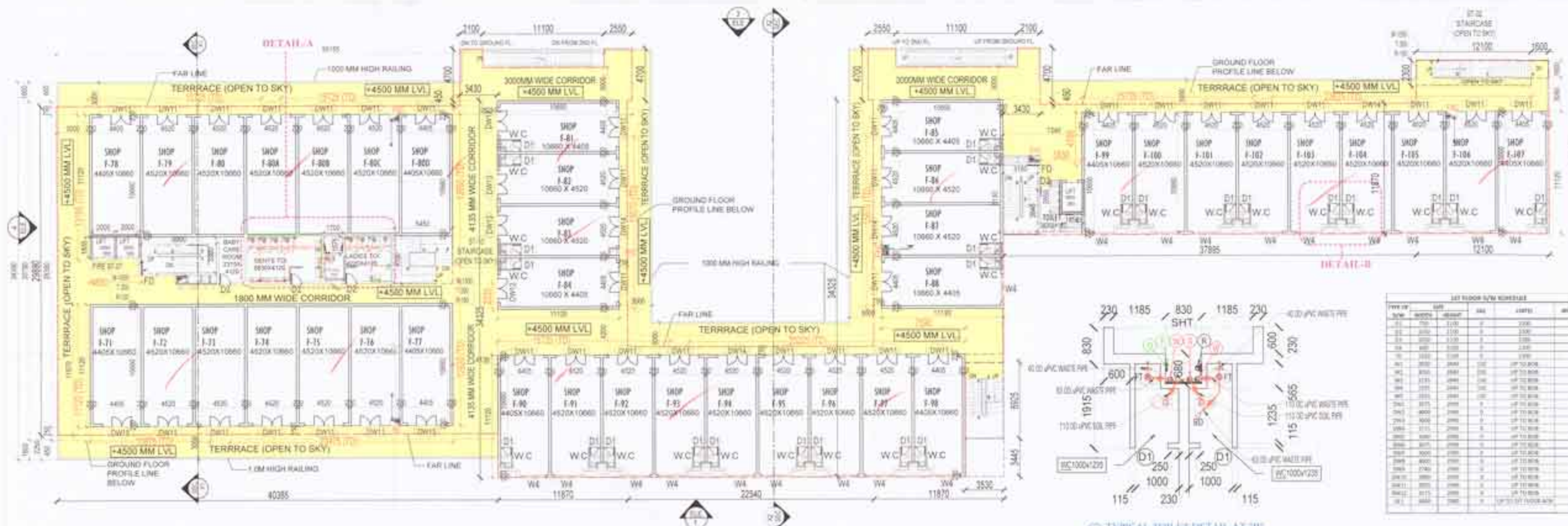


**PROJECT:**  
 APPROVAL OF REVISED BUILDING PLANS OF COMMERCIAL COLONY UNDER MIXED LAND USE / MEASURING 16.79625 ACRES (LICENSE NO. 17 OF 2012 DATED 02.03.2012, LICENSE NO. 62 OF 2012 DATED 15.06.2012, LICENSE NO. 51 OF 2017 DATED 22.07.2017, LICENSE NO. 52 OF 2017 DATED 22.07.2017, LICENSE NO. 133 OF 2022 DATED 26.08.2022, LICENSE NO. 23 OF 2023 DATED 06.02.2023 & LICENSE NO. 24 OF 2023 DATED 06.02.2023) SECTOR-79, FARIDABAD, HARYANA DEVELOPED BY OMAE WORLD STREET PVT. LTD.

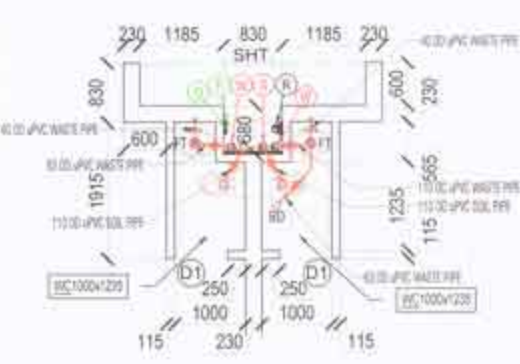
**DRAWING TITLE (BLOCK-1C)**  
**2ND & 3RD FLOOR PLAN & AREA DIAGRAM**  
 DATE: SEPTEMBER 2024 SCALE: 1:200  
 DRAWN BY: OWNER ARCHITECT  
 CHECKED BY: ARCHITECT  
 PROJECT: KAMAL KHANORE  
 SHEET NO. BLK1C-2







1. 1ST FLOOR PLAN (BLK-ID)



2. TYPICAL TOILET DETAIL AT 'A'

ITEM NO.	QTY	UNIT	DESCRIPTION
01	1	NO.	1000 X 4400
02	1	NO.	1000 X 4520
03	1	NO.	1000 X 4420
04	1	NO.	1000 X 4420
05	1	NO.	1000 X 4420
06	1	NO.	1000 X 4420
07	1	NO.	1000 X 4420
08	1	NO.	1000 X 4420
09	1	NO.	1000 X 4420
10	1	NO.	1000 X 4420
11	1	NO.	1000 X 4420
12	1	NO.	1000 X 4420
13	1	NO.	1000 X 4420
14	1	NO.	1000 X 4420
15	1	NO.	1000 X 4420
16	1	NO.	1000 X 4420
17	1	NO.	1000 X 4420
18	1	NO.	1000 X 4420
19	1	NO.	1000 X 4420
20	1	NO.	1000 X 4420

NOTES:  
 1. ALL TOILETS AND BATHS ARE MECHANICALLY VENTILATED TO EXTERIOR.  
 2. ALL BATHS AND TOILETS ARE TO BE FINISHED WITH 1000 X 1000 X 20MM POLISHED GRANITE.  
 3. ALL BATHS AND TOILETS ARE TO BE FINISHED WITH 1000 X 1000 X 20MM POLISHED GRANITE.  
 4. ALL BATHS AND TOILETS ARE TO BE FINISHED WITH 1000 X 1000 X 20MM POLISHED GRANITE.

APPROVED BY:  
 DTP(HQ) AD ATP(HQ) ATP  
 Director Member Chairman  
 B.P.A.C. Secretary B.P.A.C. B.P.A.C.

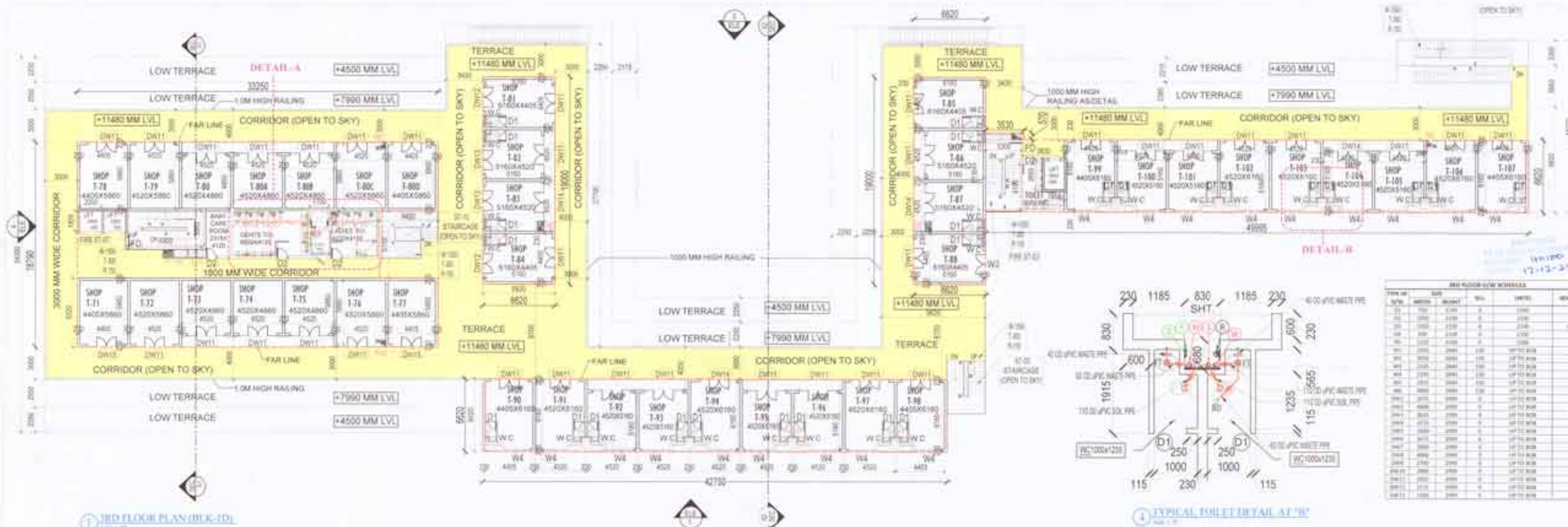
PART	L	B	Area	Unit
01	11870	11100	131766	Sq.m
02	11870	2550	30268	Sq.m
03	11870	4700	55789	Sq.m
04	11870	4700	55789	Sq.m
05	11870	4700	55789	Sq.m
06	11870	4700	55789	Sq.m
07	11870	4700	55789	Sq.m
08	11870	4700	55789	Sq.m
09	11870	4700	55789	Sq.m
10	11870	4700	55789	Sq.m
11	11870	4700	55789	Sq.m
12	11870	4700	55789	Sq.m
13	11870	4700	55789	Sq.m
14	11870	4700	55789	Sq.m
15	11870	4700	55789	Sq.m
16	11870	4700	55789	Sq.m
17	11870	4700	55789	Sq.m
18	11870	4700	55789	Sq.m
19	11870	4700	55789	Sq.m
20	11870	4700	55789	Sq.m
21	11870	4700	55789	Sq.m
22	11870	4700	55789	Sq.m
23	11870	4700	55789	Sq.m
24	11870	4700	55789	Sq.m
25	11870	4700	55789	Sq.m
26	11870	4700	55789	Sq.m
27	11870	4700	55789	Sq.m
28	11870	4700	55789	Sq.m
29	11870	4700	55789	Sq.m
30	11870	4700	55789	Sq.m
31	11870	4700	55789	Sq.m
32	11870	4700	55789	Sq.m
33	11870	4700	55789	Sq.m
34	11870	4700	55789	Sq.m
35	11870	4700	55789	Sq.m
36	11870	4700	55789	Sq.m
37	11870	4700	55789	Sq.m
38	11870	4700	55789	Sq.m
39	11870	4700	55789	Sq.m
40	11870	4700	55789	Sq.m
41	11870	4700	55789	Sq.m
42	11870	4700	55789	Sq.m
43	11870	4700	55789	Sq.m
44	11870	4700	55789	Sq.m
45	11870	4700	55789	Sq.m
46	11870	4700	55789	Sq.m
47	11870	4700	55789	Sq.m
48	11870	4700	55789	Sq.m
49	11870	4700	55789	Sq.m
50	11870	4700	55789	Sq.m
51	11870	4700	55789	Sq.m
52	11870	4700	55789	Sq.m
53	11870	4700	55789	Sq.m
54	11870	4700	55789	Sq.m
55	11870	4700	55789	Sq.m
56	11870	4700	55789	Sq.m
57	11870	4700	55789	Sq.m
58	11870	4700	55789	Sq.m
59	11870	4700	55789	Sq.m
60	11870	4700	55789	Sq.m
61	11870	4700	55789	Sq.m
62	11870	4700	55789	Sq.m
63	11870	4700	55789	Sq.m
64	11870	4700	55789	Sq.m
65	11870	4700	55789	Sq.m
66	11870	4700	55789	Sq.m
67	11870	4700	55789	Sq.m
68	11870	4700	55789	Sq.m
69	11870	4700	55789	Sq.m
70	11870	4700	55789	Sq.m
71	11870	4700	55789	Sq.m
72	11870	4700	55789	Sq.m
73	11870	4700	55789	Sq.m
74	11870	4700	55789	Sq.m
75	11870	4700	55789	Sq.m
76	11870	4700	55789	Sq.m
77	11870	4700	55789	Sq.m
78	11870	4700	55789	Sq.m
79	11870	4700	55789	Sq.m
80	11870	4700	55789	Sq.m
81	11870	4700	55789	Sq.m
82	11870	4700	55789	Sq.m
83	11870	4700	55789	Sq.m
84	11870	4700	55789	Sq.m
85	11870	4700	55789	Sq.m
86	11870	4700	55789	Sq.m
87	11870	4700	55789	Sq.m
88	11870	4700	55789	Sq.m
89	11870	4700	55789	Sq.m
90	11870	4700	55789	Sq.m
91	11870	4700	55789	Sq.m
92	11870	4700	55789	Sq.m
93	11870	4700	55789	Sq.m
94	11870	4700	55789	Sq.m
95	11870	4700	55789	Sq.m
96	11870	4700	55789	Sq.m
97	11870	4700	55789	Sq.m
98	11870	4700	55789	Sq.m
99	11870	4700	55789	Sq.m
100	11870	4700	55789	Sq.m

REDUCTIONS	QTY	UNIT	DESCRIPTION
01	1	NO.	1000 X 4400
02	1	NO.	1000 X 4520
03	1	NO.	1000 X 4420
04	1	NO.	1000 X 4420
05	1	NO.	1000 X 4420
06	1	NO.	1000 X 4420
07	1	NO.	1000 X 4420
08	1	NO.	1000 X 4420
09	1	NO.	1000 X 4420
10	1	NO.	1000 X 4420
11	1	NO.	1000 X 4420
12	1	NO.	1000 X 4420
13	1	NO.	1000 X 4420
14	1	NO.	1000 X 4420
15	1	NO.	1000 X 4420
16	1	NO.	1000 X 4420
17	1	NO.	1000 X 4420
18	1	NO.	1000 X 4420
19	1	NO.	1000 X 4420
20	1	NO.	1000 X 4420
21	1	NO.	1000 X 4420
22	1	NO.	1000 X 4420
23	1	NO.	1000 X 4420
24	1	NO.	1000 X 4420
25	1	NO.	1000 X 4420
26	1	NO.	1000 X 4420
27	1	NO.	1000 X 4420
28	1	NO.	1000 X 4420
29	1	NO.	1000 X 4420
30	1	NO.	1000 X 4420
31	1	NO.	1000 X 4420
32	1	NO.	1000 X 4420
33	1	NO.	1000 X 4420
34	1	NO.	1000 X 4420
35	1	NO.	1000 X 4420
36	1	NO.	1000 X 4420
37	1	NO.	1000 X 4420
38	1	NO.	1000 X 4420
39	1	NO.	1000 X 4420
40	1	NO.	1000 X 4420
41	1	NO.	1000 X 4420
42	1	NO.	1000 X 4420
43	1	NO.	1000 X 4420
44	1	NO.	1000 X 4420
45	1	NO.	1000 X 4420
46	1	NO.	1000 X 4420
47	1	NO.	1000 X 4420
48	1	NO.	1000 X 4420
49	1	NO.	1000 X 4420
50	1	NO.	1000 X 4420
51	1	NO.	1000 X 4420
52	1	NO.	1000 X 4420
53	1	NO.	1000 X 4420
54	1	NO.	1000 X 4420
55	1	NO.	1000 X 4420
56	1	NO.	1000 X 4420
57	1	NO.	1000 X 4420
58	1	NO.	1000 X 4420
59	1	NO.	1000 X 4420
60	1	NO.	1000 X 4420
61	1	NO.	1000 X 4420
62	1	NO.	1000 X 4420
63	1	NO.	1000 X 4420
64	1	NO.	1000 X 4420
65	1	NO.	1000 X 4420
66	1	NO.	1000 X 4420
67	1	NO.	1000 X 4420
68	1	NO.	1000 X 4420
69	1	NO.	1000 X 4420
70	1	NO.	1000 X 4420
71	1	NO.	1000 X 4420
72	1	NO.	1000 X 4420
73	1	NO.	1000 X 4420
74	1	NO.	1000 X 4420
75	1	NO.	1000 X 4420
76	1	NO.	1000 X 4420
77	1	NO.	1000 X 4420
78	1	NO.	1000 X 4420
79	1	NO.	1000 X 4420
80	1	NO.	1000 X 4420
81	1	NO.	1000 X 4420
82	1	NO.	1000 X 4420
83	1	NO.	1000 X 4420
84	1	NO.	1000 X 4420
85	1	NO.	1000 X 4420
86	1	NO.	1000 X 4420
87	1	NO.	1000 X 4420
88	1	NO.	1000 X 4420
89	1	NO.	1000 X 4420
90	1	NO.	1000 X 4420
91	1	NO.	1000 X 4420
92	1	NO.	1000 X 4420
93	1	NO.	1000 X 4420
94	1	NO.	1000 X 4420
95	1	NO.	1000 X 4420
96	1	NO.	1000 X 4420
97	1	NO.	1000 X 4420
98	1	NO.	1000 X 4420
99	1	NO.	1000 X 4420
100	1	NO.	1000 X 4420

LEGEND: PLUMBING

S.NO.	SYMBOL	DESCRIPTION
1.	(S)	110 mm OD uPVC SOIL & VENT PIPE
2.	(W)	110mm OD uPVC WASTE & VENT PIPE
3.	(C)	COLD WATER SUPPLY PIPE
4.	(F)	FLUSHING WATER SUPPLY PIPE
5.	(D)	500 DOMESTIC WATER SUPPLY RISER PIPE TO FILL O.H.T
6.	(F)	400 FLUSHING WATER SUPPLY RISER PIPE TO FILL O.H.T
7.	(R)	100mm OD uPVC RAIN WATER PIPE
8.	(R)	110mm OD uPVC RAIN WATER PIPE
9.	(S)	110 mm OD uPVC SOIL PIPE
10.	(W)	110mm OD uPVC WASTE PIPE
11.	(S)	40mm OD uPVC SOIL PIPE
12.	(W)	40mm OD uPVC WASTE PIPE
13.	(W)	50mm OD uPVC WASTE PIPE
14.	(F)	FLOOR DRAIN (ELBOW 40mm X 40mm) WITH GRATING
15.	(F)	'P' TRAP WITH GRATING
16.</		





1 3RD FLOOR PLAN (BLK-1D)

NOTE  
 1. ALL THE STAIRS MUST BE SAID TO BE UNDER THE STAIRS.  
 2. ALL THE STAIRS MUST BE SAID TO BE UNDER THE STAIRS.  
 3. ALL THE STAIRS MUST BE SAID TO BE UNDER THE STAIRS.

APPROVED BY  
 DTP(HO) AD  
 J.D.  
 ATP  
 SUGGESTION/REMARK  
 19/09/2024

Checked and found ok for Public Health  
 (Internal) for use only subject to comments in  
 following letter no. 044259 dt. 19/09/2024

AREA CALCULATION OF THIRD FLOOR BLOCK-1D

PART	Area	Area	Area
1	11100	11100	11100
2	11100	11100	11100
3	11100	11100	11100
4	11100	11100	11100
5	11100	11100	11100
TOTAL AREA	11100	11100	11100

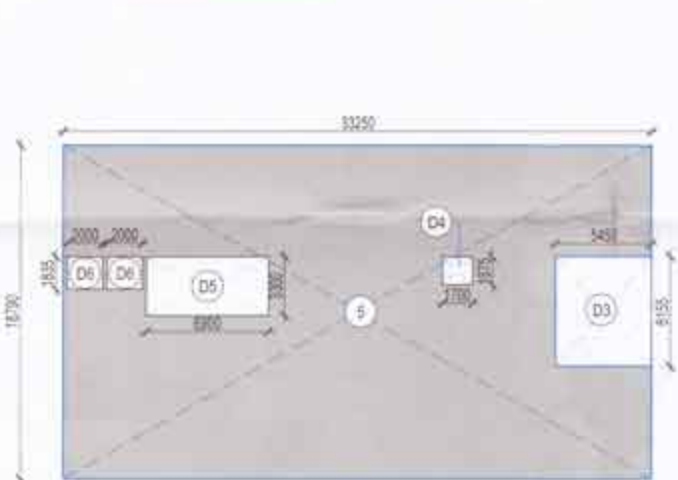
LEGEND: PLUMBING

S.NO.	SYMBOL	DESCRIPTION
1.	(S)	119 mm OD uPVC SOIL & VENT PIPE
2.	(W)	118mm OD uPVC WASTE & VENT PIPE
3.	(C)	COLD WATER SUPPLY PIPE
4.	(F)	FLUSHING WATER SUPPLY PIPE
5.	(P)	500 DOMESTIC WATER SUPPLY RISER PIPE TO FILL O.H.T
6.	(R)	400 FLUSHING WATER SUPPLY RISER PIPE TO FILL O.H.T
7.	(R)	160mm OD uPVC RAIN WATER PIPE
8.	(R)	118mm OD uPVC RAIN WATER PIPE
9.	(S)	118 mm OD uPVC SOIL PIPE
10.	(S)	118mm OD uPVC WASTE PIPE
11.	(S)	40mm OD uPVC SOIL PIPE
12.	(S)	40mm OD uPVC WASTE PIPE
13.	(S)	50mm OD uPVC WASTE PIPE
14.	F.D.	FLOOR DRAIN (ELBOW 45mm X 45mm) WITH GRATING
15.	F.T.	P' TRAP WITH GRATING
16.	(U)	URNAL TRAP
17.	(C)	FCD-FLOOR CLEAN OUT PLUG
18.	(C)	COP-CLEAN OUT PLUG

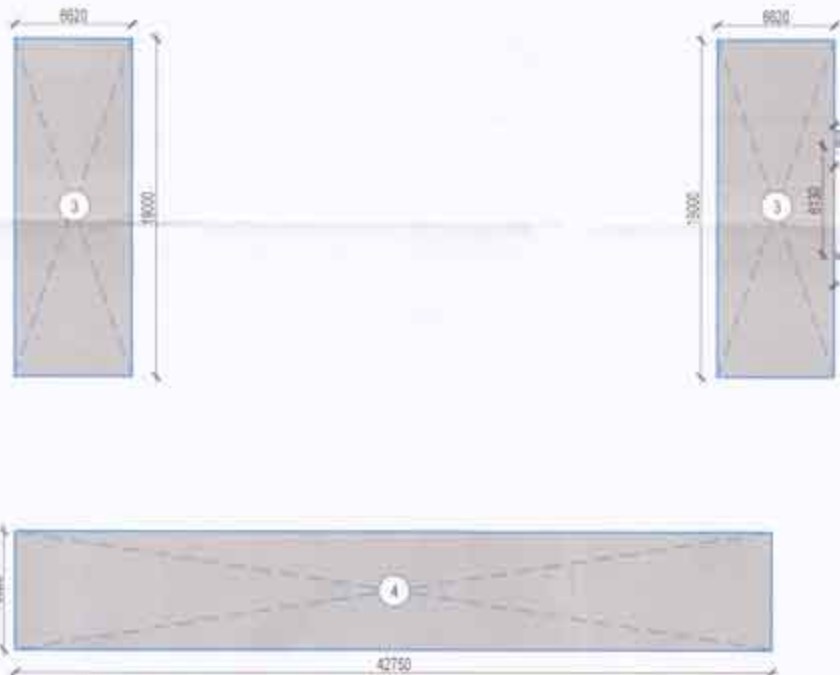
3RD FLOOR ROOM SCHEDULE

Room No.	Area	Volume	Remarks
1.71	10.00	10.00	Shop
1.72	10.00	10.00	Shop
1.73	10.00	10.00	Shop
1.74	10.00	10.00	Shop
1.75	10.00	10.00	Shop
1.76	10.00	10.00	Shop
1.77	10.00	10.00	Shop
1.78	10.00	10.00	Shop
1.79	10.00	10.00	Shop
1.80	10.00	10.00	Shop
1.81	10.00	10.00	Shop
1.82	10.00	10.00	Shop
1.83	10.00	10.00	Shop
1.84	10.00	10.00	Shop
1.85	10.00	10.00	Shop
1.86	10.00	10.00	Shop
1.87	10.00	10.00	Shop
1.88	10.00	10.00	Shop
1.89	10.00	10.00	Shop
1.90	10.00	10.00	Shop
1.91	10.00	10.00	Shop
1.92	10.00	10.00	Shop
1.93	10.00	10.00	Shop
1.94	10.00	10.00	Shop
1.95	10.00	10.00	Shop
1.96	10.00	10.00	Shop
1.97	10.00	10.00	Shop
1.98	10.00	10.00	Shop
1.99	10.00	10.00	Shop
2.00	10.00	10.00	Shop
2.01	10.00	10.00	Shop
2.02	10.00	10.00	Shop
2.03	10.00	10.00	Shop
2.04	10.00	10.00	Shop
2.05	10.00	10.00	Shop
2.06	10.00	10.00	Shop
2.07	10.00	10.00	Shop
2.08	10.00	10.00	Shop
2.09	10.00	10.00	Shop
2.10	10.00	10.00	Shop
2.11	10.00	10.00	Shop
2.12	10.00	10.00	Shop
2.13	10.00	10.00	Shop
2.14	10.00	10.00	Shop
2.15	10.00	10.00	Shop
2.16	10.00	10.00	Shop
2.17	10.00	10.00	Shop
2.18	10.00	10.00	Shop
2.19	10.00	10.00	Shop
2.20	10.00	10.00	Shop
2.21	10.00	10.00	Shop
2.22	10.00	10.00	Shop
2.23	10.00	10.00	Shop
2.24	10.00	10.00	Shop
2.25	10.00	10.00	Shop
2.26	10.00	10.00	Shop
2.27	10.00	10.00	Shop
2.28	10.00	10.00	Shop
2.29	10.00	10.00	Shop
2.30	10.00	10.00	Shop
2.31	10.00	10.00	Shop
2.32	10.00	10.00	Shop
2.33	10.00	10.00	Shop
2.34	10.00	10.00	Shop
2.35	10.00	10.00	Shop
2.36	10.00	10.00	Shop
2.37	10.00	10.00	Shop
2.38	10.00	10.00	Shop
2.39	10.00	10.00	Shop
2.40	10.00	10.00	Shop
2.41	10.00	10.00	Shop
2.42	10.00	10.00	Shop
2.43	10.00	10.00	Shop
2.44	10.00	10.00	Shop
2.45	10.00	10.00	Shop
2.46	10.00	10.00	Shop
2.47	10.00	10.00	Shop
2.48	10.00	10.00	Shop
2.49	10.00	10.00	Shop
2.50	10.00	10.00	Shop
2.51	10.00	10.00	Shop
2.52	10.00	10.00	Shop
2.53	10.00	10.00	Shop
2.54	10.00	10.00	Shop
2.55	10.00	10.00	Shop
2.56	10.00	10.00	Shop
2.57	10.00	10.00	Shop
2.58	10.00	10.00	Shop
2.59	10.00	10.00	Shop
2.60	10.00	10.00	Shop
2.61	10.00	10.00	Shop
2.62	10.00	10.00	Shop
2.63	10.00	10.00	Shop
2.64	10.00	10.00	Shop
2.65	10.00	10.00	Shop
2.66	10.00	10.00	Shop
2.67	10.00	10.00	Shop
2.68	10.00	10.00	Shop
2.69	10.00	10.00	Shop
2.70	10.00	10.00	Shop
2.71	10.00	10.00	Shop
2.72	10.00	10.00	Shop
2.73	10.00	10.00	Shop
2.74	10.00	10.00	Shop
2.75	10.00	10.00	Shop
2.76	10.00	10.00	Shop
2.77	10.00	10.00	Shop
2.78	10.00	10.00	Shop
2.79	10.00	10.00	Shop
2.80	10.00	10.00	Shop
2.81	10.00	10.00	Shop
2.82	10.00	10.00	Shop
2.83	10.00	10.00	Shop
2.84	10.00	10.00	Shop
2.85	10.00	10.00	Shop
2.86	10.00	10.00	Shop
2.87	10.00	10.00	Shop
2.88	10.00	10.00	Shop
2.89	10.00	10.00	Shop
2.90	10.00	10.00	Shop
2.91	10.00	10.00	Shop
2.92	10.00	10.00	Shop
2.93	10.00	10.00	Shop
2.94	10.00	10.00	Shop
2.95	10.00	10.00	Shop
2.96	10.00	10.00	Shop
2.97	10.00	10.00	Shop
2.98	10.00	10.00	Shop
2.99	10.00	10.00	Shop
3.00	10.00	10.00	Shop

2 TYPICAL TOILET DETAIL AT 'A'



2 3RD FLOOR AREA DIAGRAM (BLK-1D)



3 TOILET DETAIL AT 'A'



PROJECT:  
 APPROVAL OF REVISED BUILDING PLANS OF COMMERCIAL COLONY (UNDER MIXED LAND USE) MEASURING 66.79628 ACRES (LICENCE NO. 17 OF 2012 DATED 02.03.2012, LICENSE NO. 63 OF 2012 DATED 15.06.2012, LICENSE NO. 63 OF 2017 DATED 22.07.2017, LICENSE NO. 52 OF 2017 DATED 22.07.2017, LICENSE NO. 173 OF 2022 DATED 26.08.2022, LICENSE NO. 23 OF 2023 DATED 06.02.2023 & LICENSE NO. 24 OF 2023 DATED 06.02.2023) SECTOR-79, FARIDABAD, HARYANA DEVELOPED BY OMAXE WORLD STREET PVT. LTD.

DRAWING TITLE  
 (BLOCK-1D)  
 3RD FLOOR PLAN & AREA DETAIL  
 ELEVATION-1

DATE: SEPTEMBER 2024 SCALE: 1:200  
 DRAWN BY: ARCHITECT  
 CHECKED BY: ARCHITECT

OWNER: OMAXE WORLD STREET PVT. LTD.  
 ARCHITECT: KAMAL SHORE  
 CA: 000324122  
 SHEET NO. BLKID-4



3 ELEVATION-1 (BLK-1D)

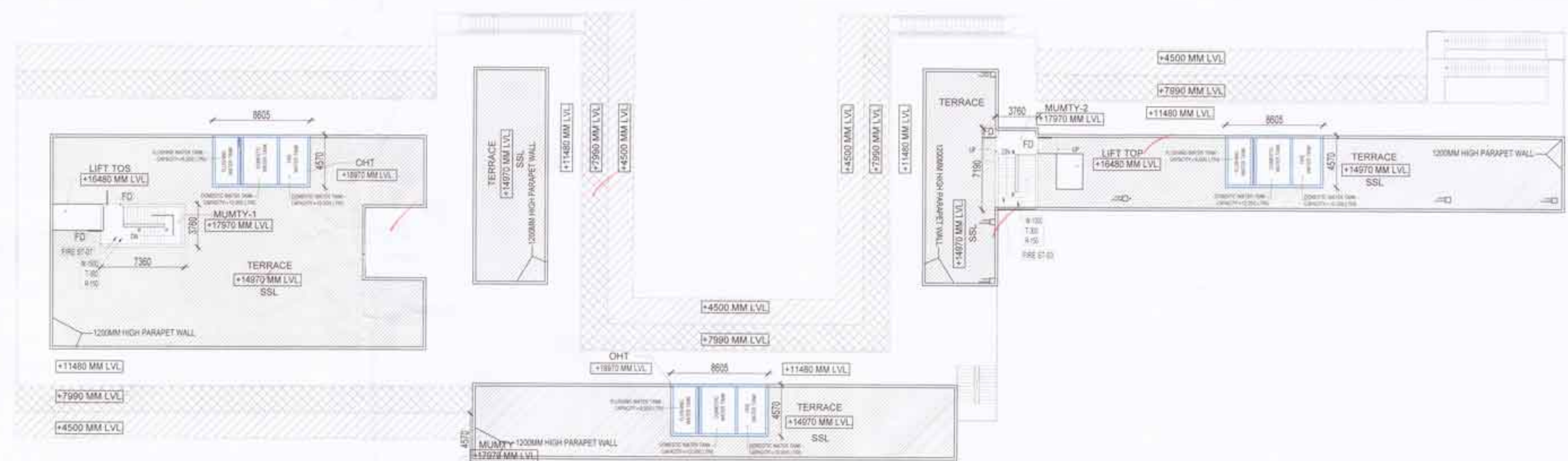
NOTE  
 1. ALL TILES AND WC ARE MECHANICALLY VENTILATED & AIR EXHAUSTED OUT.  
 2. ALL BUILDINGS ARE PROVIDED WITH A FIRE SMOKE EXHAUST SYSTEM.

OHT & MUMTY AREA AT TERRACE BLOCK-1D

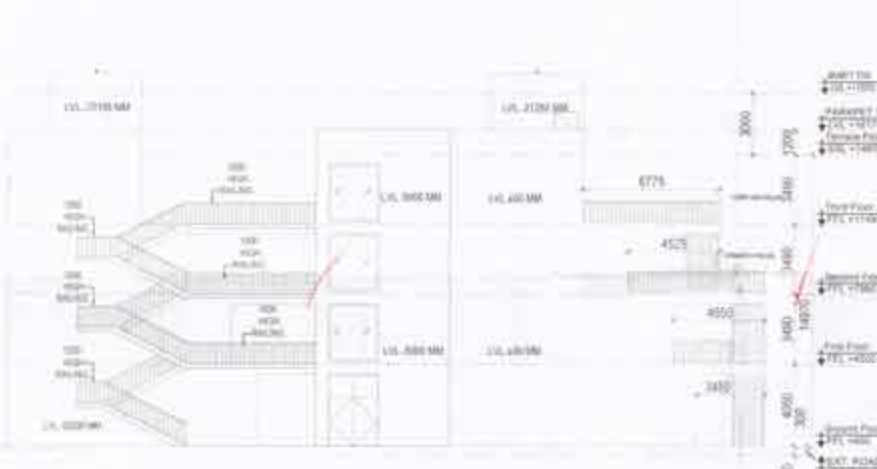
PART	L	W	Area	Unit
WT	8.805 X	4.870 X	42.67	Sq.m
M1	3.760 X	7.360 X	27.576	Sq.m
M2	3.760 X	7.190 X	26.864	Sq.m
<b>TOTAL AREA</b>				<b>97.110</b>
<b>TOTAL BUILT UP AREA TERRACE FLOOR</b>				<b>97.110</b>

S.P.P. (P) S.T.P. (H) C.T.P. (H)  
 Member Member Chairman  
 B.P.A.C. Secretary B.P.A.C. B.P.A.C.

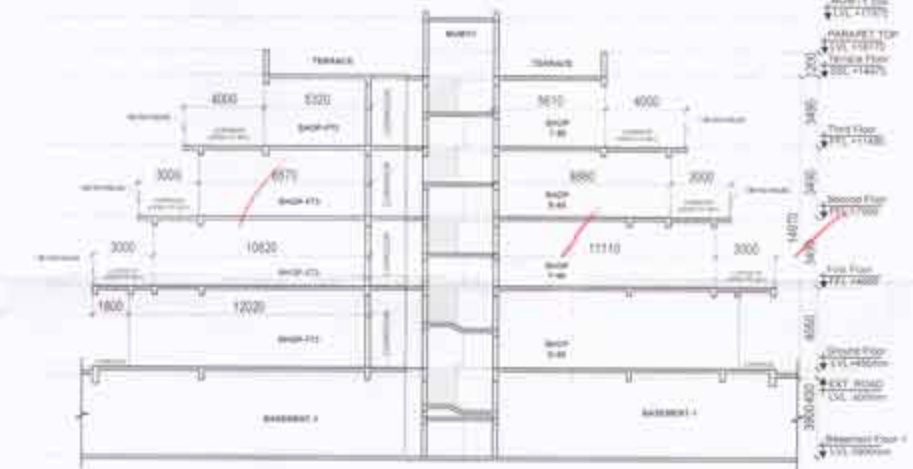
AD JD ATP  
 DTP(HQ) ATP(HQ) CURRENT MEMBER



**1 TERRACE PLAN (BLK-1D)**  
 Scale: 1:20



**2 ELEVATION-2 (BLK-1D)**  
 Scale: 1:20



**3 SECTIONS-X1 (BLK-1D)**  
 Scale: 1:20



**4 SECTIONS-X2 (BLK-1D)**  
 Scale: 1:20



**5 ELEVATION-3 (BLK-1D)**  
 Scale: 1:20



**6 ELEVATION-4 (BLK-1D)**  
 Scale: 1:20



**PROJECT :**  
 APPROVAL OF REVISED BUILDING PLANS OF COMMERCIAL COLONY (UNDER MIXED LAND USE) MEASURING 35.79625 ACRES (LICENSE NO. 17 OF 2013 DATED 02.03.2012, LICENSE NO. 62 OF 2012 DATED 15.06.2012, LICENSE NO. 51 OF 2017 DATED 22.07.2017, LICENSE NO. 52 OF 2017 DATED 22.07.2017, LICENSE NO. 133 OF 2022 DATED 26.08.2022, LICENSE NO. 23 OF 2023 DATED 06.02.2023 & LICENSE NO. 24 OF 2023 DATED 06.02.2023) SECTOR-79, FARIDABAD, HARYANA DEVELOPED BY - for Public - by OMAKA WORLDWIDE PVT. LTD. in

In Form No. G letter No. 244954 dt. 10/09/2024

**DRAWING TITLE**  
 (BLOCK-1D)  
 TERRACE FLOOR PLAN & SECTIONS & ELEVATIONS

DATE: SEPTEMBER 2024 SCALE: 1:200  
 DEALT BY: OWNER ARCHITECT  
 FOR OMAKA WORLDWIDE PVT. LTD. KASHI SHORE  
 44/100 CA/2003/32132  
 SHEET NO. BLK1D-5

17-12-24





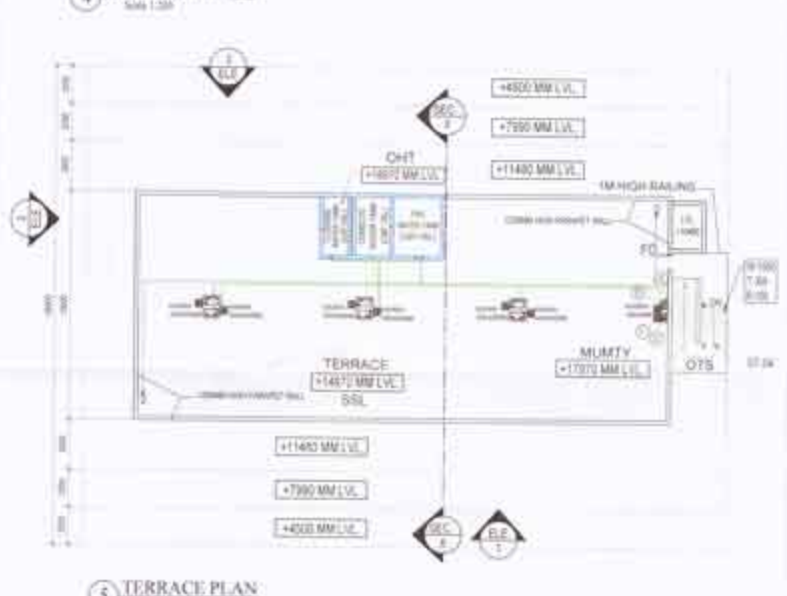
1 GROUND FLOOR PLAN  
Scale: 1:20



4 3RD FLOOR PLAN  
Scale: 1:20



2 1ST FLOOR PLAN  
Scale: 1:20



5 TERRACE PLAN  
Scale: 1:20



3 2ND FLOOR PLAN  
Scale: 1:20

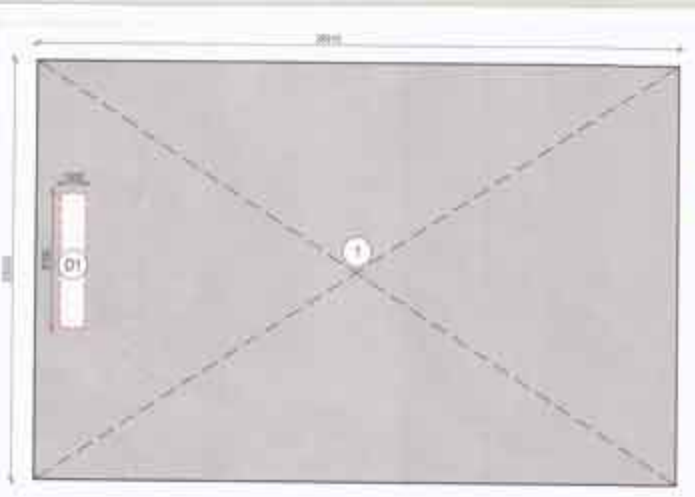


6 TYPICAL TOILET DETAIL  
Scale: 1:5

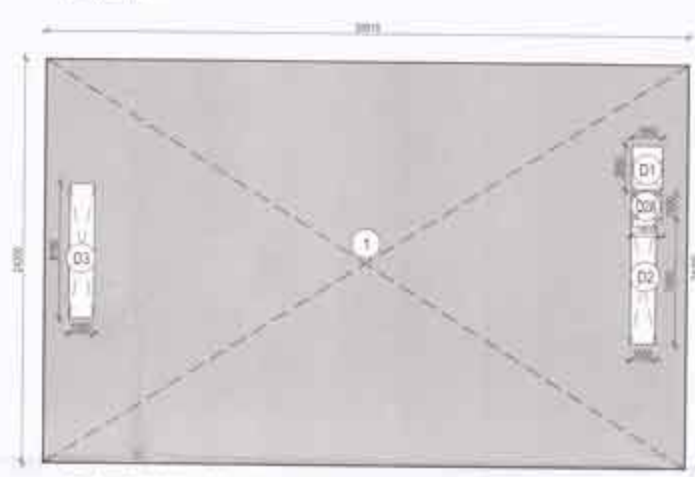
TYPE OF	SIZE	QTY	LEVEL	REMARKS
DOOR	1000x2100	1	0.00	TOILET
WINDOW	1500x1500	1	0.00	TOILET
...	...	...	...	...

SYMBOL	DESCRIPTION
1	110mm OD uPVC SOL & VENT PIPE
2	110mm OD uPVC WASTE & VENT PIPE
3	COLD WATER SUPPLY PIPE
4	DOMESTIC WATER SUPPLY PIPE
5	RISER PIPE TO FILL G.H.T
6	RISER PIPE TO FILL G.H.T
7	110mm OD uPVC RAIN WATER PIPE
8	110mm OD uPVC RAIN WATER PIPE
9	110mm OD uPVC SOL PIPE
10	110mm OD uPVC WASTE PIPE
11	110mm OD uPVC WASTE PIPE
12	40mm OD uPVC WASTE PIPE
13	80mm OD uPVC WASTE PIPE
14	FLOOR DRAIN / ELBOW
15	P TRAP WITH GEATING
16	URINAL TRAP
17	PCO FLOOR CLEAN OUT PLUG
18	CO CLEAN OUT PLUG

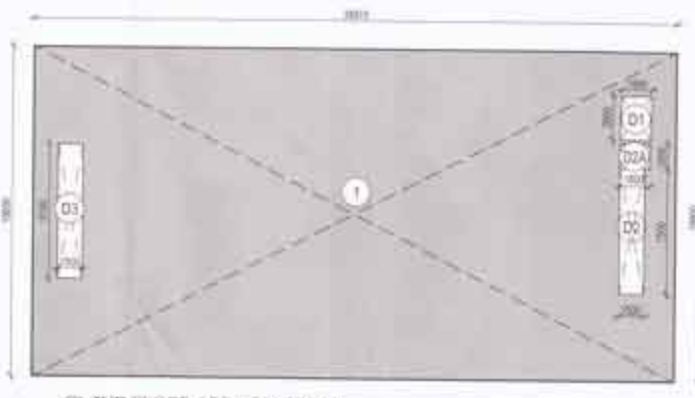
7 OHT AREA DIAGRAM  
Scale: 1:20



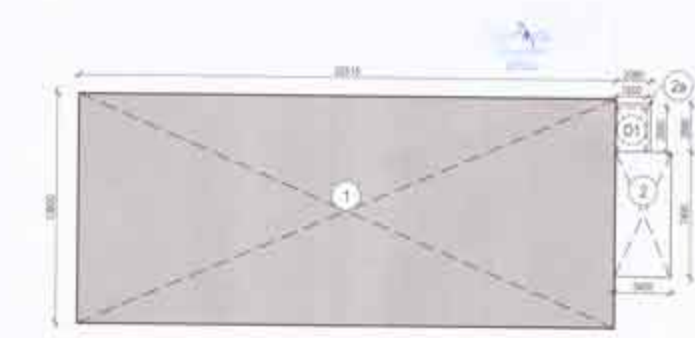
7 GROUND FLOOR AREA DIAGRAM  
Scale: 1:20



8 1ST FLOOR AREA DIAGRAM  
Scale: 1:20



9 2ND FLOOR AREA DIAGRAM  
Scale: 1:20



10 3RD FLOOR AREA DIAGRAM  
Scale: 1:20

NOTES

- ALL THE TOILETS / WC ARE MECHANICALLY VENTILATED & ARTIFICIALLY LIT
- ALL BUILDINGS EQUIPPED WITH A FIRE SPRINKLER SYSTEM

Check and confirm the following items:

1. AREA CALCULATION OF 3RD FLOOR BLOCK-1E

PART	L	B	W	Area	Unit
1	3000	4	11300	33900	Sq. mt
2	3000	4	11300	33900	Sq. mt
3	3000	4	11300	33900	Sq. mt
4	3000	4	11300	33900	Sq. mt
5	3000	4	11300	33900	Sq. mt
6	3000	4	11300	33900	Sq. mt
7	3000	4	11300	33900	Sq. mt
8	3000	4	11300	33900	Sq. mt
9	3000	4	11300	33900	Sq. mt
10	3000	4	11300	33900	Sq. mt
11	3000	4	11300	33900	Sq. mt
12	3000	4	11300	33900	Sq. mt
13	3000	4	11300	33900	Sq. mt
14	3000	4	11300	33900	Sq. mt
15	3000	4	11300	33900	Sq. mt
16	3000	4	11300	33900	Sq. mt
17	3000	4	11300	33900	Sq. mt
18	3000	4	11300	33900	Sq. mt
19	3000	4	11300	33900	Sq. mt
20	3000	4	11300	33900	Sq. mt
21	3000	4	11300	33900	Sq. mt
22	3000	4	11300	33900	Sq. mt
23	3000	4	11300	33900	Sq. mt
24	3000	4	11300	33900	Sq. mt
25	3000	4	11300	33900	Sq. mt
26	3000	4	11300	33900	Sq. mt
27	3000	4	11300	33900	Sq. mt
28	3000	4	11300	33900	Sq. mt
29	3000	4	11300	33900	Sq. mt
30	3000	4	11300	33900	Sq. mt
31	3000	4	11300	33900	Sq. mt
32	3000	4	11300	33900	Sq. mt
33	3000	4	11300	33900	Sq. mt
34	3000	4	11300	33900	Sq. mt
35	3000	4	11300	33900	Sq. mt
36	3000	4	11300	33900	Sq. mt
37	3000	4	11300	33900	Sq. mt
38	3000	4	11300	33900	Sq. mt
39	3000	4	11300	33900	Sq. mt
40	3000	4	11300	33900	Sq. mt
41	3000	4	11300	33900	Sq. mt
42	3000	4	11300	33900	Sq. mt
43	3000	4	11300	33900	Sq. mt
44	3000	4	11300	33900	Sq. mt
45	3000	4	11300	33900	Sq. mt
46	3000	4	11300	33900	Sq. mt
47	3000	4	11300	33900	Sq. mt
48	3000	4	11300	33900	Sq. mt
49	3000	4	11300	33900	Sq. mt
50	3000	4	11300	33900	Sq. mt
51	3000	4	11300	33900	Sq. mt
52	3000	4	11300	33900	Sq. mt
53	3000	4	11300	33900	Sq. mt
54	3000	4	11300	33900	Sq. mt
55	3000	4	11300	33900	Sq. mt
56	3000	4	11300	33900	Sq. mt
57	3000	4	11300	33900	Sq. mt
58	3000	4	11300	33900	Sq. mt
59	3000	4	11300	33900	Sq. mt
60	3000	4	11300	33900	Sq. mt
61	3000	4	11300	33900	Sq. mt
62	3000	4	11300	33900	Sq. mt
63	3000	4	11300	33900	Sq. mt
64	3000	4	11300	33900	Sq. mt
65	3000	4	11300	33900	Sq. mt
66	3000	4	11300	33900	Sq. mt
67	3000	4	11300	33900	Sq. mt
68	3000	4	11300	33900	Sq. mt
69	3000	4	11300	33900	Sq. mt
70	3000	4	11300	33900	Sq. mt
71	3000	4	11300	33900	Sq. mt
72	3000	4	11300	33900	Sq. mt
73	3000	4	11300	33900	Sq. mt
74	3000	4	11300	33900	Sq. mt
75	3000	4	11300	33900	Sq. mt
76	3000	4	11300	33900	Sq. mt
77	3000	4	11300	33900	Sq. mt
78	3000	4	11300	33900	Sq. mt
79	3000	4	11300	33900	Sq. mt
80	3000	4	11300	33900	Sq. mt
81	3000	4	11300	33900	Sq. mt
82	3000	4	11300	33900	Sq. mt
83	3000	4	11300	33900	Sq. mt
84	3000	4	11300	33900	Sq. mt
85	3000	4	11300	33900	Sq. mt
86	3000	4	11300	33900	Sq. mt
87	3000	4	11300	33900	Sq. mt
88	3000	4	11300	33900	Sq. mt
89	3000	4	11300	33900	Sq. mt
90	3000	4	11300	33900	Sq. mt
91	3000	4	11300	33900	Sq. mt
92	3000	4	11300	33900	Sq. mt
93	3000	4	11300	33900	Sq. mt
94	3000	4	11300	33900	Sq. mt
95	3000	4	11300	33900	Sq. mt
96	3000	4	11300	33900	Sq. mt
97	3000	4	11300	33900	Sq. mt
98	3000	4	11300	33900	Sq. mt
99	3000	4	11300	33900	Sq. mt
100	3000	4	11300	33900	Sq. mt

AREA CALCULATION OF 1ST FLOOR BLOCK-1E

PART	L	B	W	Area	Unit
1	3000	4	11300	33900	Sq. mt
2	3000	4	11300	33900	Sq. mt
3	3000	4	11300	33900	Sq. mt
4	3000	4	11300	33900	Sq. mt
5	3000	4	11300	33900	Sq. mt
6	3000	4	11300	33900	Sq. mt
7	3000	4	11300	33900	Sq. mt
8	3000	4	11300	33900	Sq. mt
9	3000	4	11300	33900	Sq. mt
10	3000	4	11300	33900	Sq. mt
11	3000	4	11300	33900	Sq. mt
12	3000	4	11300	33900	Sq. mt
13	3000	4	11300	33900	Sq. mt
14	3000	4	11300	33900	Sq. mt
15	3000	4	11300	33900	Sq. mt
16	3000	4	11300	33900	Sq. mt
17	3000	4	11300	33900	Sq. mt
18	3000	4	11300	33900	Sq. mt
19	3000	4	11300	33900	Sq. mt
20	3000	4	11300	33900	Sq. mt
21	3000	4	11300	33900	Sq. mt
22	3000	4	11300	33900	Sq. mt
23	3000	4	11300	33900	Sq. mt
24	3000	4	11300	33900	Sq. mt
25	3000	4	11300	33900	Sq. mt
26	3000	4	11300	33900	Sq. mt
27	3000	4	11300	33900	Sq. mt
28	3000	4	11300	33900	Sq. mt
29	3000	4	11300	33900	Sq. mt
30	3000	4	11300	33900	Sq. mt
31	3000	4	11300	33900	Sq. mt
32	3000	4	11300	33900	Sq. mt
33	3000	4	11300	33900	Sq. mt
34	3000	4	11300	33900	Sq. mt
35	3000	4	11300	33900	Sq. mt
36	3000	4	11300	33900	Sq. mt
37	3000	4	11300	33900	Sq. mt
38	3000	4	11300	33900	Sq. mt
39	3000	4	11300	33900	Sq. mt
40	3000	4	11300	33900	Sq. mt
41	3000	4	11300	33900	Sq. mt
42	3000	4	11300	33900	Sq. mt
43	3000	4	11300	33900	Sq. mt
44	3000	4	11300	33900	Sq. mt
45	3000	4	11300	33900	Sq. mt
46	3000	4	11300	33900	Sq. mt
47	3000	4	11300	33900	Sq. mt
48	3000	4	11300	33900	Sq. mt
49	3000	4	11300	33900	Sq. mt
50	3000	4	11300	33900	Sq. mt
51	3000	4	11300	33900	Sq. mt
52	3000	4	11300	33900	Sq. mt
53	3000	4	11300	33900	Sq. mt
54	3000	4	11300	33900	Sq. mt
55	3000	4	11300	33900	Sq. mt
56	3000	4	11300	33900	Sq. mt
57	3000	4	11300	33900	Sq. mt
58	3000	4	11300	33900	Sq. mt
59	3000	4	11300	33900	Sq. mt
60	3000	4	11300	33900	Sq. mt
61	3000</				



CARPET AREA OF GROUND FLOOR (BLOCK-1)							
SHOP-13 TO 22	5.555	X	14.790	X	10	821.585	Sq.mt
SHOP-23 TO 33	5.525	X	14.790	X	9	735.433	Sq.mt
SHOP-47	5.625	X	19.325	X	1	108.703	Sq.mt
SHOP-47A	3.415	X	8.830	X	1	30.154	Sq.mt
SHOP-49 TO 50	5.625	X	19.325	X	2	217.406	Sq.mt

CARPET AREA OF GROUND FLOOR (BLOCK-1)							
SHOP-13 TO 22	5.555	X	14.790	X	10	821.585	Sq.mt
SHOP-23 TO 33	5.525	X	14.790	X	9	735.433	Sq.mt
SHOP-47	5.625	X	19.325	X	1	108.703	Sq.mt
SHOP-47A	3.415	X	8.830	X	1	30.154	Sq.mt
SHOP-49 TO 50	5.625	X	19.325	X	2	217.406	Sq.mt
SHOP-51 TO 55	5.640	X	19.325	X	5	544.965	Sq.mt
SHOP-58	4.300	X	12.255	X	1	52.697	Sq.mt
SHOP-59A	4.415	X	12.255	X	1	54.106	Sq.mt
SHOP-59 TO 62	4.415	X	12.255	X	4	216.423	Sq.mt
SHOP-63 TO 64	4.300	X	12.255	X	2	105.393	Sq.mt
SHOP-65 TO 69	4.415	X	12.255	X	5	270.529	Sq.mt
SHOP-70	4.300	X	12.255	X	3	52.697	Sq.mt
SHOP-71	4.405	X	11.860	X	1	52.243	Sq.mt
SHOP-72 TO 76	4.520	X	11.860	X	5	268.036	Sq.mt
SHOP-77 TO 78	4.405	X	11.860	X	2	104.487	Sq.mt
SHOP-79 TO 80C	4.520	X	11.860	X	5	268.036	Sq.mt
SHOP-80D	4.405	X	11.860	X	3	52.243	Sq.mt
SHOP-81	11.860	X	4.405	X	1	52.243	Sq.mt
SHOP-82 TO 83	11.860	X	4.520	X	2	107.214	Sq.mt
SHOP-84 TO 85	11.860	X	4.405	X	2	104.487	Sq.mt
SHOP-86 TO 87	11.860	X	4.520	X	2	107.214	Sq.mt
SHOP-88	11.860	X	4.405	X	1	52.243	Sq.mt
SHOP-90	4.405	X	11.860	X	1	52.243	Sq.mt
SHOP-91 TO 97	4.520	X	11.860	X	7	375.250	Sq.mt
SHOP-98 TO 99	4.405	X	11.860	X	2	104.487	Sq.mt
SHOP-100 TO 106	4.520	X	11.860	X	7	375.250	Sq.mt
SHOP-107 TO 108	4.405	X	11.860	X	2	104.487	Sq.mt
SHOP-108A TO 114	4.520	X	11.860	X	7	375.250	Sq.mt
SHOP-115	4.405	X	11.860	X	1	52.243	Sq.mt
SHOP-116 TO 131	4.520	X	11.860	X	17	911.822	Sq.mt
SHOP-132	4.405	X	11.860	X	1	52.243	Sq.mt
ANCHOR STORE-3	14.940	X	12.425	X	1	185.630	Sq.mt
SHOP-142B	14.940	X	5.360	X	1	80.078	Sq.mt
SHOP-142A	14.940	X	5.470	X	1	81.722	Sq.mt
SHOP-142 TO 144	15.940	X	5.470	X	3	261.575	Sq.mt
SHOP-144A TO 145	14.940	X	5.360	X	2	160.157	Sq.mt
SHOP-146 TO 153	14.940	X	3.470	X	8	653.774	Sq.mt
SHOP-154	14.940	X	5.360	X	1	80.078	Sq.mt
SHOP-155 TO 156	14.940	X	5.470	X	2	163.444	Sq.mt
SHOP-157	14.940	X	5.360	X	1	80.078	Sq.mt
TOTAL NUMBER OF SHOPS					129		
TOTAL AREA						8527.851	Sq.mt
TOTAL CARPET AREA AT GROUND FLOOR						8527.851	Sq.mt

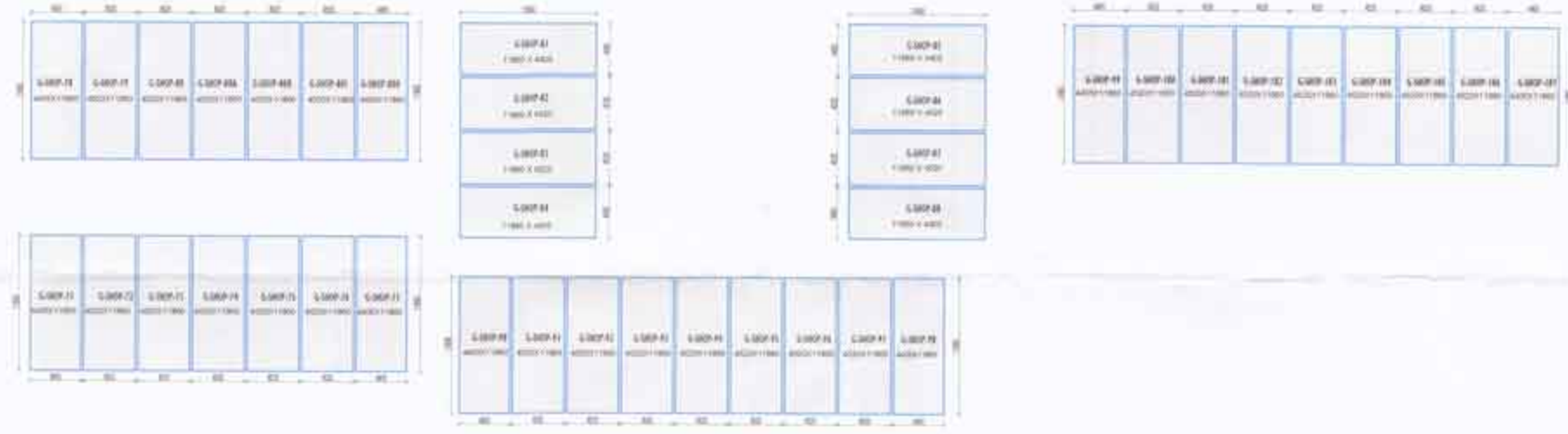
S.T.P(F) Member  
 S.T.P(HQ) Member  
 C.T.P(HQ) Chairman  
 B.P.A.C. Secretary B.P.A.C. B.P.A.C.

AD  
 JD  
 ATP  
 DTP(HQ)  
 ATP(HQ)  
 OUPREET KHEPAR  
 JD(HQ)

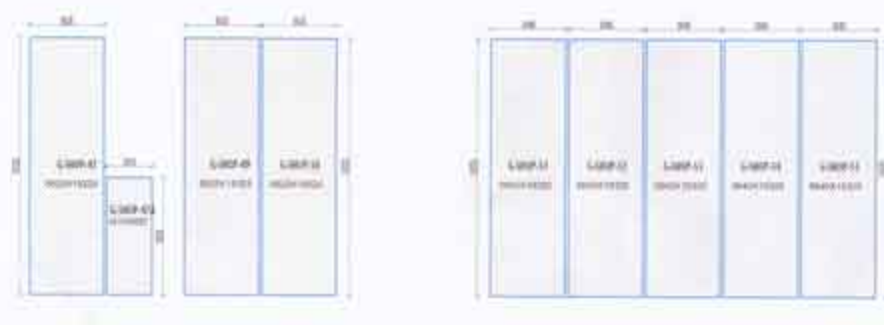
17-12-24



(BLOCK-1C) FIRST FLOOR PLAN



(BLOCK-1D) FIRST FLOOR PLAN




BLOCK-1B GROUND FLOOR PLAN



(BLOCK-1E) FIRST FLOOR PLAN



(BLOCK-1A) FIRST FLOOR PLAN



**PROJECT :**  
 APPROVAL OF REVISED BUILDING PLANS OF COMMERCIAL COLONY UNDER MIXED LAND USE) MEASURING 85.79625 ACRES (LICENCE NO. 17 OF 2012 DATED 02.03.2012, LICENCE NO. 62 OF 2012 DATED 15.06.2012, LICENCE NO. 31 OF 2017 DATED 22.07.2017, LICENCE NO. 52 OF 2017 DATED 22.07.2017, LICENCE NO. 133 OF 2022 DATED 26.08.2022, LICENCE NO. 23 OF 2023 DATED 06.02.2023 & LICENCE NO. 24 OF 2023 DATED 06.02.2023) SECTOR-79, FARIDABAD, HARYANA DEVELOPED BY OMAXE WORLD STREET PVT. LTD.

**DRAWING TITLE**  
 (BLOCK-1)  
 GROUND FLOOR  
 CARPET AREA DIAGRAM  
 DATE : SEPTEMBER 2024 SCALE : 1:350  
 DEALT BY : OWNER Limited CHECKED BY : ARCHITECT  
 KAMAL SHORE  
 Architect  
 CA/2003/32132  
 SHEET NO.  
**BLK1-01**



CARPET AREA OF FIRST FLOOR (BLOCK-1)						
SHOP-13 TO 22	5.555	X	13.590	X	10	754.325 Sq.mt
SHOP-23 TO 33	5.525	X	13.590	X	9	678.763 Sq.mt
SHOP-47	5.625	X	13.075	X	1	73.547 Sq.mt
SHOP-47A	3.415	X	7.910	X	1	27.013 Sq.mt
SHOP-49 TO 50	5.625	X	13.075	X	2	147.094 Sq.mt
SHOP-51 TO 55	5.640	X	13.075	X	5	368.715 Sq.mt
SHOP-58	4.300	X	11.055	X	1	47.537 Sq.mt
SHOP-59A	4.415	X	11.055	X	1	48.808 Sq.mt
SHOP-59 TO 62	4.415	X	11.055	X	4	195.231 Sq.mt
SHOP-63 TO 64	4.300	X	11.055	X	2	95.073 Sq.mt
SHOP-65 TO 69	4.415	X	11.055	X	5	244.039 Sq.mt
SHOP-70	4.300	X	11.055	X	1	47.537 Sq.mt
SHOP-71	4.405	X	10.660	X	1	46.957 Sq.mt
SHOP-72 TO 76	4.520	X	10.660	X	5	240.916 Sq.mt
SHOP-77 TO 78	4.405	X	10.660	X	2	92.915 Sq.mt
SHOP-79 TO 80C	4.520	X	10.660	X	5	240.916 Sq.mt
SHOP-80D	4.405	X	10.660	X	1	46.957 Sq.mt
SHOP-81	10.660	X	4.405	X	1	46.957 Sq.mt
SHOP-82 TO 83	10.660	X	4.520	X	2	96.366 Sq.mt
SHOP-84 TO 85	10.660	X	4.405	X	2	93.915 Sq.mt
SHOP-86 TO 87	10.660	X	4.520	X	2	96.366 Sq.mt
SHOP-88	10.660	X	4.405	X	1	46.957 Sq.mt
SHOP-90	4.405	X	10.660	X	1	46.957 Sq.mt
SHOP-91 TO 97	4.520	X	10.660	X	7	337.282 Sq.mt
SHOP-98 TO 99	4.405	X	10.660	X	2	93.915 Sq.mt
SHOP-100 TO 106	4.520	X	10.660	X	7	337.282 Sq.mt
SHOP-107 TO 108	4.405	X	10.660	X	2	93.915 Sq.mt
SHOP-108A TO 114	4.520	X	10.660	X	7	337.282 Sq.mt
SHOP-115	4.405	X	10.660	X	1	46.957 Sq.mt
SHOP-116 TO 131	4.520	X	10.660	X	17	819.114 Sq.mt
SHOP-132	4.405	X	10.660	X	1	46.957 Sq.mt
ANCHOR STORE-3	14.940	X	12.425	X	1	185.630 Sq.mt
SHOP-142B	9.225	X	5.360	X	1	49.446 Sq.mt
SHOP-142A	9.225	X	5.470	X	1	50.461 Sq.mt
SHOP-142 TO 144	9.225	X	5.470	X	3	151.382 Sq.mt
SHOP-144A	9.225	X	5.360	X	1	49.446 Sq.mt
SHOP-145	11.025	X	5.360	X	1	59.094 Sq.mt
SHOP-146 TO 153	11.025	X	5.470	X	8	482.454 Sq.mt
SHOP-154	11.025	X	5.360	X	1	59.094 Sq.mt
SHOP-155 TO 156	11.025	X	5.470	X	2	120.614 Sq.mt
SHOP-157	11.025	X	5.360	X	1	59.094 Sq.mt
TOTAL NUMBER OF SHOPS					129	
TOTAL AREA						7201.880 Sq.mt
TOTAL CARPET AREA AT FIRST FLOOR						7201.880 Sq.mt



(BLOCK-1C) FIRST FLOOR PLAN



(BLOCK-1D) FIRST FLOOR PLAN



(BLOCK-1E) FIRST FLOOR PLAN



(BLOCK-1B) FIRST FLOOR PLAN




(BLOCK-1A) FIRST FLOOR PLAN



 S.P. (H) Member  
 S.P. (H) Member  
 C.P. (H) Chairman  
 B.P.A.C. Secretary B.P.A.C. B.P.A.C.

AD  
 DYP(HQ)  
 JO  
 ATP(HQ)  
 ATP

40100  
 17-12-24


 GURPREET KHEHAR  
 JCHQ

**PROJECT :**  
 APPROVAL OF REVISED BUILDING PLANS OF COMMERCIAL COLONY (UNDER MIXED LAND USE) MEASURING 35.79625 ACRES (LICENSE NO. 17 OF 2012 DATED 02.05.2012, LICENSE NO. 62 OF 2012 DATED 15.06.2012, LICENSE NO. 51 OF 2017 DATED 22.07.2017, LICENSE NO. 52 OF 2017 DATED 22.07.2017, LICENSE NO. 133 OF 2017 DATED 26.08.2017, LICENSE NO. 23 OF 2023 DATED 06.02.2023 & LICENSE NO. 24 OF 2023 DATED 06.02.2023) SECTOR-70, FARIDABAD HARYANA DEVELOPED BY OMAKE WORLD STREET PVT. LTD.


**DRAWING TITLE**  
 (BLOCK-1)  
 1ST FLOOR PLAN  
 CARPET AREA DIAGRAM  
 DATE - SEPTEMBER 2024 SCALE: 1:150  
 DEALT BY:  Kamal Singh  
 OWNER Private Limited ARCHITECT  
 Kamal Singh  
 CA/2003/1213  
 SHEET NO.  
**BLK1-02**




CARPET AREA OF SECOND FLOOR (BLOCK-1)							
SHOP-13 TO 15	5.555	X	11.340	X	3	188.987	Sq.mt
SHOP-16	AS PER PLAN				1	54.130	Sq.mt
SHOP-17	AS PER PLAN				1	54.130	Sq.mt
SHOP-18 TO 22	5.555	X	11.340	X	5	314.969	Sq.mt
SHOP-23 TO 27	5.525	X	11.340	X	4	250.614	Sq.mt
SHOP-28	AS PER PLAN				1	53.800	Sq.mt
SHOP-30	AS PER PLAN				1	53.800	Sq.mt
SHOP-31 TO 33	5.525	X	11.340	X	3	187.961	Sq.mt
SHOP-47	5.625	X	15.875	X	1	89.297	Sq.mt
SHOP-47A	3.415	X	5.660	X	1	19.329	Sq.mt
SHOP-49 TO 50	5.625	X	15.875	X	2	178.594	Sq.mt
SHOP-51 TO 52	5.640	X	15.875	X	2	179.070	Sq.mt
SHOP-53	AS PER PLAN				1	80.670	Sq.mt
SHOP-54	AS PER PLAN				1	80.670	Sq.mt
SHOP-55	5.640	X	15.875	X	1	89.535	Sq.mt
SHOP-58	4.300	X	8.805	X	1	37.862	Sq.mt
SHOP-59A	4.415	X	8.805	X	1	38.874	Sq.mt
SHOP-59 TO 62	4.415	X	8.805	X	4	155.496	Sq.mt
SHOP-63 TO 64	4.300	X	8.805	X	2	75.723	Sq.mt
SHOP-65 TO 69	4.415	X	8.805	X	5	194.370	Sq.mt
SHOP-70	4.300	X	8.805	X	1	37.862	Sq.mt
SHOP-71	4.405	X	8.410	X	1	37.046	Sq.mt
SHOP-72 TO 76	4.520	X	8.410	X	5	190.066	Sq.mt
SHOP-77 TO 78	4.405	X	8.410	X	2	74.092	Sq.mt
SHOP-79 TO 80C	4.520	X	8.410	X	5	190.066	Sq.mt
SHOP-80D	4.405	X	8.410	X	1	37.046	Sq.mt
SHOP-81	8.410	X	4.405	X	1	37.046	Sq.mt
SHOP-82 TO 83	8.410	X	4.520	X	2	76.026	Sq.mt
SHOP-84 TO 85	8.410	X	4.405	X	2	74.092	Sq.mt
SHOP-86 TO 87	8.410	X	4.520	X	2	76.026	Sq.mt
SHOP-88	8.410	X	4.405	X	1	37.046	Sq.mt
SHOP-90	4.405	X	8.410	X	1	37.046	Sq.mt
SHOP-91 TO 97	4.520	X	8.410	X	7	266.092	Sq.mt
SHOP-98 TO 99	4.405	X	8.410	X	2	74.092	Sq.mt
SHOP-100 TO 106	4.520	X	8.410	X	7	266.092	Sq.mt
SHOP-107 TO 108	4.405	X	8.410	X	2	74.092	Sq.mt
SHOP-108A TO 114	4.520	X	8.410	X	7	266.092	Sq.mt
SHOP-115	4.405	X	8.410	X	1	37.046	Sq.mt
SHOP-116 TO 131	4.520	X	8.410	X	17	646.224	Sq.mt
SHOP-132	4.405	X	8.410	X	1	37.046	Sq.mt
ANCHOR STORE-3	14.940	X	12.425	X	1	185.630	Sq.mt
SHOP-142B	10.740	X	5.360	X	1	57.566	Sq.mt
SHOP-142A	10.740	X	5.470	X	1	58.748	Sq.mt
SHOP-142 TO 144	10.740	X	5.470	X	3	176.243	Sq.mt
SHOP-144A	11.490	X	5.360	X	1	61.586	Sq.mt
SHOP-145	11.490	X	5.360	X	1	61.586	Sq.mt
SHOP-146 TO 153	11.490	X	5.470	X	8	502.807	Sq.mt
SHOP-154	11.490	X	5.360	X	1	61.586	Sq.mt
SHOP-155 TO 156	11.490	X	5.470	X	2	125.701	Sq.mt
SHOP-157	11.490	X	5.360	X	1	61.586	Sq.mt
TOTAL NUMBER OF SHOPS 129							
TOTAL AREA 6301.148 Sq.mt							
TOTAL CARPET AREA AT SECOND FLOOR 6301.148 Sq.mt							



(BLOCK-1C) FIRST FLOOR PLAN



(BLOCK-1D) FIRST FLOOR PLAN



(BLOCK-1E) SECOND FLOOR PLAN



(BLOCK-1E) FIRST FLOOR PLAN



(BLOCK-1A) FIRST FLOOR PLAN



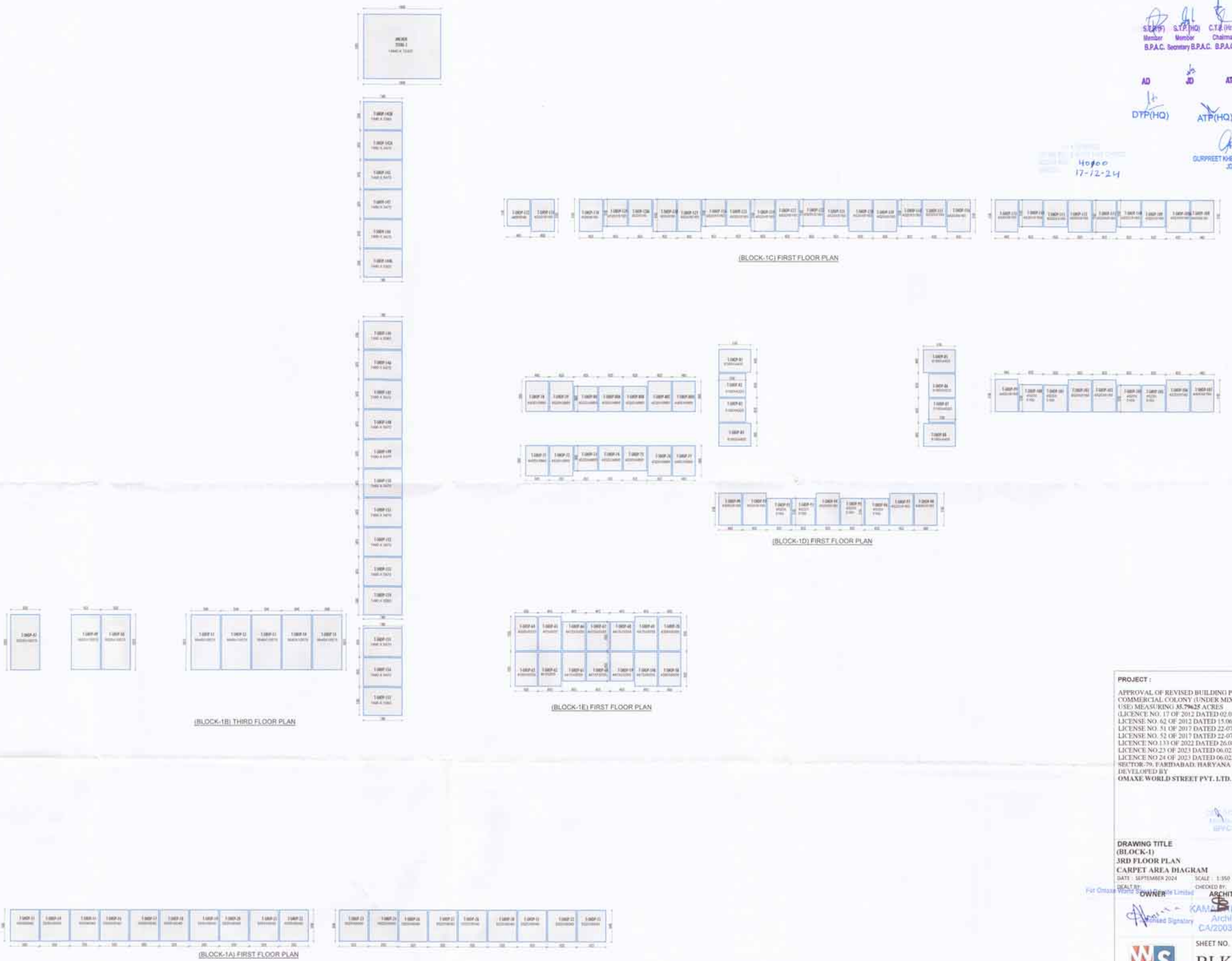
S.P.P. Member  
 S.P.H. Member  
 C.T. Chairman  
 B.P.A.C. Secretary  
 B.P.A.C. B.P.A.C.  
 AD  
 JD  
 ATP  
 DTP(HQ)  
 ATP(HQ)  
 GURPREET KHEPAR  
 JOHQ

H.O. NO. 1010  
 17-12-24

**PROJECT :**  
 APPROVAL OF REVISED BUILDING PLANS OF COMMERCIAL COLONY (UNDER MIXED LAND USE) MEASURING 35.79625 ACRES (LICENSE NO. 17 OF 2012 DATED 02.03.2012, LICENSE NO. 62 OF 2012 DATED 15.06.2012, LICENSE NO. 51 OF 2017 DATED 22.07.2017, LICENSE NO. 52 OF 2017 DATED 22.07.2017, LICENSE NO.133 OF 2022 DATED 26.08.2022, LICENSE NO.23 OF 2023 DATED 06.02.2023 & LICENSE NO.24 OF 2023 DATED 06.02.2023) SECTOR-79, FARIDABAD, HARYANA DEVELOPED BY OMAKE WORLD STREET PVT. LTD.

**DRAWING TITLE**  
 (BLOCK-1)  
 2ND FLOOR PLAN  
 CARPET AREA DIAGRAM  
 DATE - SEPTEMBER 2024 SCALE - 1/8"=1'-0"  
 DEALT BY: OWNER CHECKED BY: ARCHITECT  
 KAMAL SHUKLA  
 CA/2003/32132  
 SHEET NO. BLK1-03  
 WS WORLD STREET

CARPET AREA OF THIRD FLOOR (BLOCK-1)						
SHOP-13 TO 22	5.555	X	6.040	X	10	335.522 Sq.mt
SHOP-23 TO 33	5.525	X	6.040	X	9	300.339 Sq.mt
SHOP-47	5.625	X	10.575	X	1	59.484 Sq.mt
SHOP-49 TO 50	5.625	X	10.575	X	2	118.969 Sq.mt
SHOP-51 TO 55	5.640	X	10.575	X	5	298.215 Sq.mt
SHOP-58	4.300	X	6.555	X	1	28.487 Sq.mt
SHOP-59A	4.415	X	6.555	X	1	28.940 Sq.mt
SHOP-59 TO 61	4.415	X	6.555	X	3	73.576 Sq.mt
SHOP-62	4.415	X	6.555	X	1	28.940 Sq.mt
SHOP-63 TO 64	4.300	X	6.555	X	2	56.373 Sq.mt
SHOP-65	4.415	X	6.555	X	1	28.940 Sq.mt
SHOP-66 TO 68	4.415	X	6.555	X	3	73.576 Sq.mt
SHOP-69	4.415	X	6.555	X	1	28.940 Sq.mt
SHOP-70	4.300	X	6.555	X	1	28.187 Sq.mt
SHOP-71	4.405	X	5.860	X	1	25.813 Sq.mt
SHOP-72	4.520	X	5.860	X	1	26.487 Sq.mt
SHOP-73 TO 75	4.520	X	4.860	X	3	65.902 Sq.mt
SHOP-76	4.520	X	5.860	X	1	26.487 Sq.mt
SHOP-77 TO 78	4.405	X	5.860	X	2	51.627 Sq.mt
SHOP-79	4.520	X	5.860	X	1	26.487 Sq.mt
SHOP-80 TO 80B	4.520	X	5.860	X	3	79.462 Sq.mt
SHOP-80C	4.520	X	5.860	X	1	26.487 Sq.mt
SHOP-80D	4.405	X	5.860	X	1	25.813 Sq.mt
SHOP-81	6.160	X	4.405	X	1	27.135 Sq.mt
SHOP-82 TO 83	5.160	X	4.520	X	2	46.646 Sq.mt
SHOP-84 TO 85	6.160	X	4.405	X	2	54.270 Sq.mt
SHOP-85 TO 87	5.160	X	4.520	X	2	46.646 Sq.mt
SHOP-88	6.160	X	4.405	X	1	27.135 Sq.mt
SHOP-90	4.405	X	6.160	X	1	27.135 Sq.mt
SHOP-91	4.520	X	6.160	X	1	27.843 Sq.mt
SHOP-92 TO 93	4.870	X	5.160	X	2	46.646 Sq.mt
SHOP-94	4.520	X	6.160	X	1	27.843 Sq.mt
SHOP-95 TO 96	4.405	X	5.160	X	2	45.460 Sq.mt
SHOP-97	4.520	X	6.160	X	1	27.843 Sq.mt
SHOP-98 TO 99	4.405	X	6.160	X	2	54.270 Sq.mt
SHOP-100 TO 101	4.520	X	5.160	X	2	46.646 Sq.mt
SHOP-102 TO 103	4.520	X	5.160	X	2	46.646 Sq.mt
SHOP-104 TO 105	4.520	X	5.160	X	2	46.646 Sq.mt
SHOP-106	4.520	X	6.160	X	1	27.843 Sq.mt
SHOP-107 TO 108	4.405	X	6.160	X	2	54.270 Sq.mt
SHOP-108A	4.520	X	6.160	X	1	27.843 Sq.mt
SHOP-109 TO 110	4.520	X	5.160	X	2	46.646 Sq.mt
SHOP-111 TO 112	4.520	X	6.160	X	2	55.686 Sq.mt
SHOP-113 TO 114	4.520	X	5.160	X	2	46.646 Sq.mt
SHOP-115	4.405	X	6.160	X	1	27.135 Sq.mt
SHOP-116	4.520	X	6.160	X	1	27.843 Sq.mt
SHOP-117 TO 118	4.520	X	5.160	X	2	46.646 Sq.mt
SHOP-119 TO 120	4.520	X	6.160	X	2	55.686 Sq.mt
SHOP-121 TO 122	4.520	X	5.160	X	2	46.646 Sq.mt
SHOP-123 TO 124	4.520	X	6.160	X	2	55.686 Sq.mt
SHOP-125 TO 126	4.520	X	5.160	X	2	46.646 Sq.mt
SHOP-127 TO 128	4.520	X	6.160	X	2	55.686 Sq.mt
SHOP-128A TO 129	4.520	X	5.160	X	2	46.646 Sq.mt
SHOP-130 TO 131	4.520	X	6.160	X	2	55.686 Sq.mt
SHOP-132	4.405	X	5.160	X	1	22.730 Sq.mt
ANCHOR STORE-3	14.940	X	12.425	X	1	185.630 Sq.mt
SHOP-142B	7.490	X	5.360	X	1	40.146 Sq.mt
SHOP-142A	7.490	X	5.470	X	1	40.970 Sq.mt
SHOP-142 TO 144	7.490	X	5.470	X	3	122.911 Sq.mt
SHOP-144A	7.490	X	5.360	X	1	40.146 Sq.mt
SHOP-145	7.490	X	5.360	X	1	40.146 Sq.mt
SHOP-146 TO 151	7.490	X	5.470	X	6	327.762 Sq.mt
SHOP-154	7.490	X	5.360	X	1	40.146 Sq.mt
SHOP-155 TO 156	7.490	X	5.470	X	2	81.941 Sq.mt
SHOP-157	7.490	X	5.360	X	1	40.146 Sq.mt
TOTAL NUMBER OF SHOPS						128
TOTAL AREA						4147.485 Sq.mt
TOTAL CARPET AREA AT THIRD FLOOR						4147.485 Sq.mt



S.P.P. S.P.H. C.P.H.  
Member Member Chairman  
B.P.A.C. Secretary B.P.A.C. B.P.A.C.

AD JD ATP  
DTP(HQ) ATP(HQ)

10000  
17-12-24

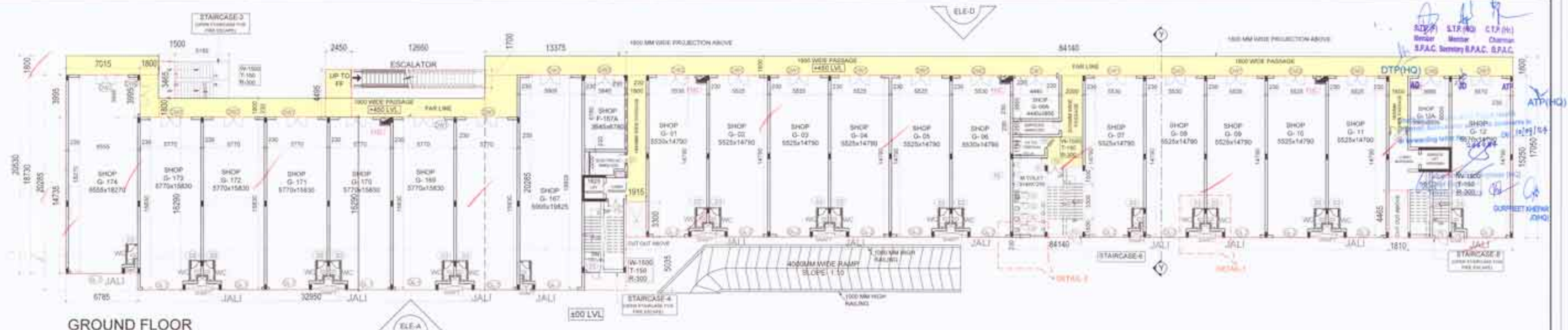
GURPREET KHEPRA  
(JHQ)

**PROJECT :**  
APPROVAL OF REVISED BUILDING PLAN OF COMMERCIAL COLONY (UNDER MIXED LAND USE) MEASURING 35.79625 ACRES (LICENCE NO. 17 OF 2012 DATED 02.03.2012, LICENSE NO. 62 OF 2012 DATED 15.06.2012, LICENSE NO. 51 OF 2017 DATED 22.07.2017, LICENSE NO. 52 OF 2017 DATED 22.07.2017, LICENSE NO. 133 OF 2022 DATED 26.08.2022, LICENSE NO. 23 OF 2023 DATED 06.02.2023 & LICENSE NO. 24 OF 2023 DATED 06.02.2023) SECTOR-79, FARMHABAD, HARYANA DEVELOPED BY OMAXE WORLD STREET PVT. LTD.


**DRAWING TITLE**  
(BLOCK-1)  
3RD FLOOR PLAN  
CARPET AREA DIAGRAM  
DATE : SEPTEMBER 2024 SCALE : 1:350  
DEALT BY: OWNER  
CHECKED BY: ARCHITECT  
KAMALISHORE  
Architect  
CA/2003/32132

SHEET NO.  
BLK1-04



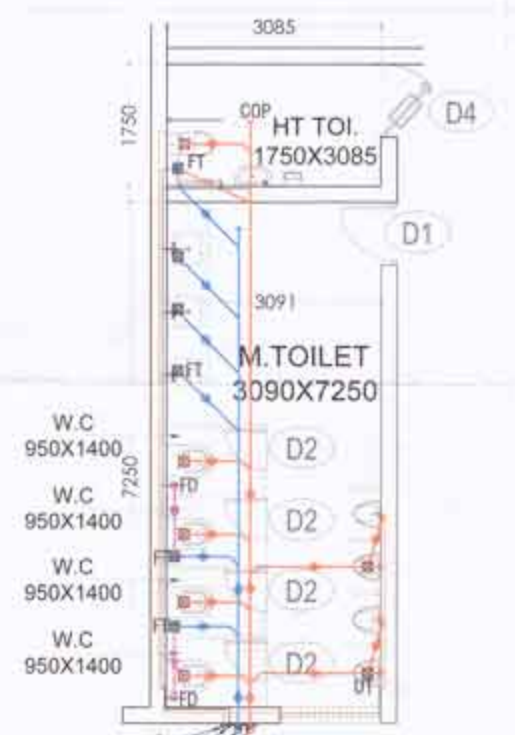


GROUND FLOOR

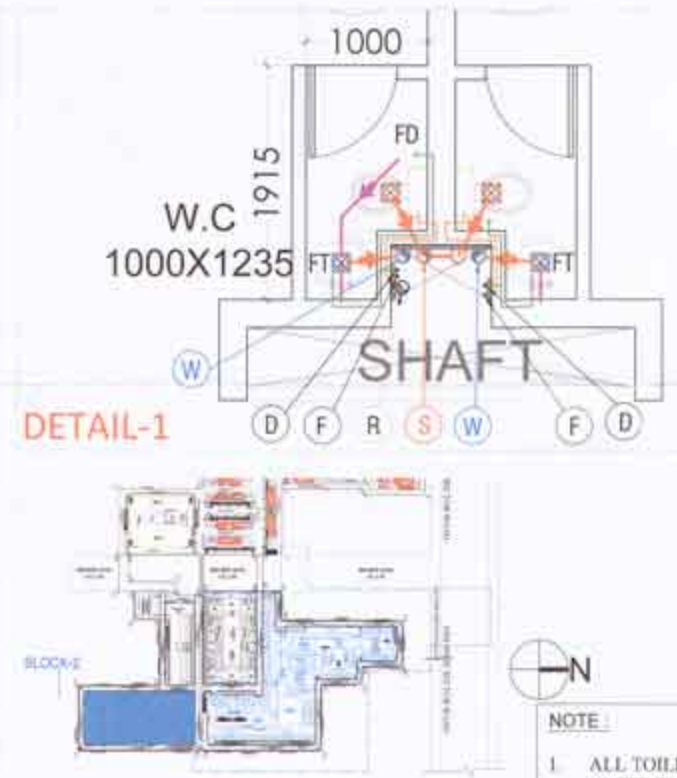


GROUND FLOOR AREA DIAGRAM

GROUND FLOOR FAR & GC CALCULATION OF BLOCK-2A					
PART	L	W	Nos	Area	Unit
A	7.015	3.995	1	28.025	Sq.mt
B	6.785	14.725	1	99.977	Sq.mt
C	32.950	16.290	1	536.756	Sq.mt
D	13.375	20.285	1	271.312	Sq.mt
E	84.140	15.250	1	1283.135	Sq.mt
F	2.450	4.495	1	11.013	Sq.mt
G	12.660	1.700	1	21.522	Sq.mt
H	1.800	3.995	1	7.191	Sq.mt
J	1.500	3.465	1	5.198	Sq.mt
<b>TOTAL AREA</b>				<b>2264.128</b>	<b>Sq.mt</b>
DEDUCTION					
1	1.810	4.465	1	8.082	Sq.mt
2	1.915	3.300	1	6.320	Sq.mt
<b>TOTAL DEDUCTION</b>				<b>14.401</b>	<b>Sq.mt</b>
<b>TOTAL FAR GROUND FLOOR</b>				<b>2249.726</b>	<b>Sq.mt</b>
R	5.150	3.465	1	17.845	Sq.mt
<b>TOTAL GROUND COVERAGE GROUND FLOOR</b>				<b>2267.571</b>	<b>Sq.mt</b>



DETAIL-3 KEY PLAN



DETAIL-1

S. No.	SYMBOL	DESCRIPTION
1	(Symbol)	110mm OD UPVC SOIL AND VENT PIPE
2	(Symbol)	110mm OD UPVC WASTE AND VENT PIPE
3	(Symbol)	COLD WATER SUPPLY PIPE
4	(Symbol)	FLUSHING WATER SUPPLY PIPE
5	(Symbol)	500 DOMESTIC WATER SUPPLY RISER PIPE TO FILL O.H.T
6	(Symbol)	400 FLUSHING WATER SUPPLY RISER PIPE TO FILL O.H.T
7	(Symbol)	100mm OD UPVC RAIN WATER PIPE
8	(Symbol)	110mm OD UPVC RAIN WATER PIPE
9	(Symbol)	110mm OD UPVC SOIL PIPE
10	(Symbol)	110mm OD UPVC WASTE PIPE
11	(Symbol)	60mm OD UPVC SOIL PIPE
12	(Symbol)	40mm OD UPVC WASTE PIPE
13	(Symbol)	20mm OD UPVC WASTE PIPE
14	(Symbol)	FLOOR DRAIN (SLOPED) WITH 40mm WITH GRATING
15	(Symbol)	1" TRAP WITH GRATING
16	(Symbol)	UPVC TRAP
17	(Symbol)	POD FLOOR CLEAN OUT FLOOR
18	(Symbol)	CORCLEAN (OUT FLOOR)

**PROJECT :**  
 APPROVAL OF REVISED BUILDING PLANS OF COMMERCIAL COLONY (UNDER MIXED LAND USE) MEASURING 35.79625 ACRES (LICENSE NO. 17 OF 2012 DATED 02.03.2012, LICENSE NO. 62 OF 2012 DATED 15.06.2012, LICENSE NO. 51 OF 2017 DATED 22-07-2017, LICENSE NO. 52 OF 2017 DATED 22-07-2017, LICENSE NO.133 OF 2022 DATED 26.08.2022, LICENSE NO.23 OF 2023 DATED 06.02.2023 & LICENSE NO.24 OF 2023 DATED 06.02.2023) SECTOR-79, FARIDABAD, HARYANA DEVELOPED BY OMAXE WORLD STREET PVT. LTD.

**DRAWING TITLE (BLOCK-2A) GROUND FLOOR PLAN**

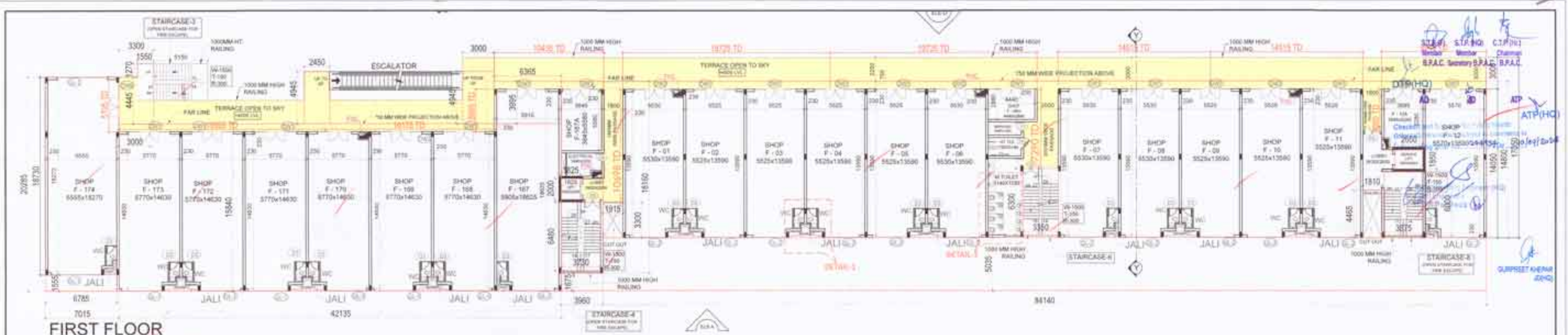
DATE : AUGUST 2024 SCALE : 1:185  
 DEALT BY : CHECKED BY :

OWNER : ARCHITECT :  
 KANISHA SHORE ARCHITECTS CA/2003/22/152

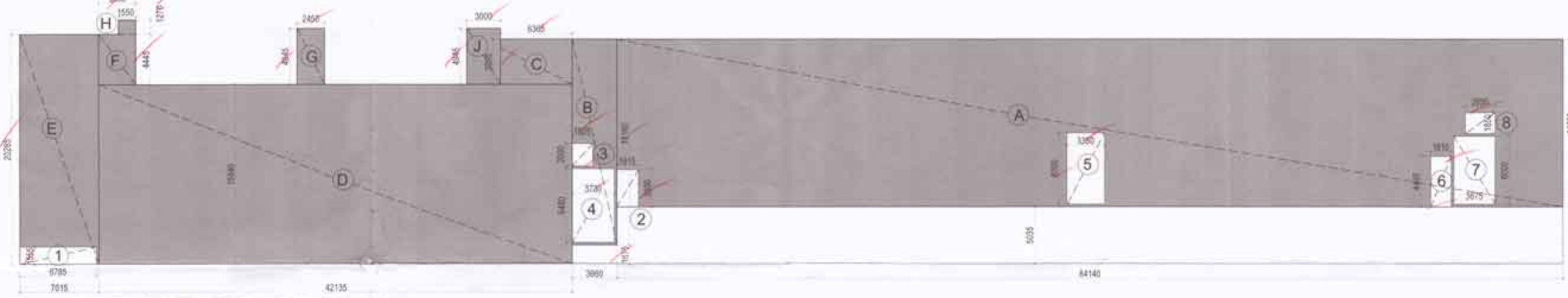
SHEET NO. **BLK2A-1**

- NOTE :**
- ALL TOILETS AND WC ARE MECHANICALLY VENTILATED & ARTIFICIALLY LIT.
  - ALL BUILDINGS EQUIPPED WITH A FIRE SPRINKLER SYSTEM.



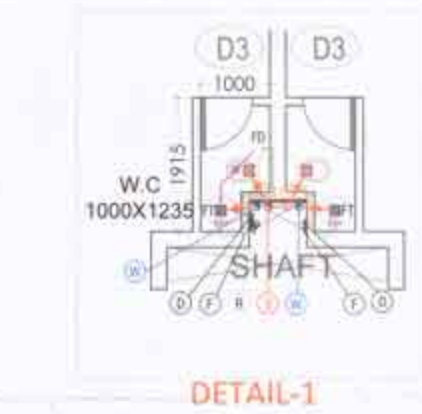
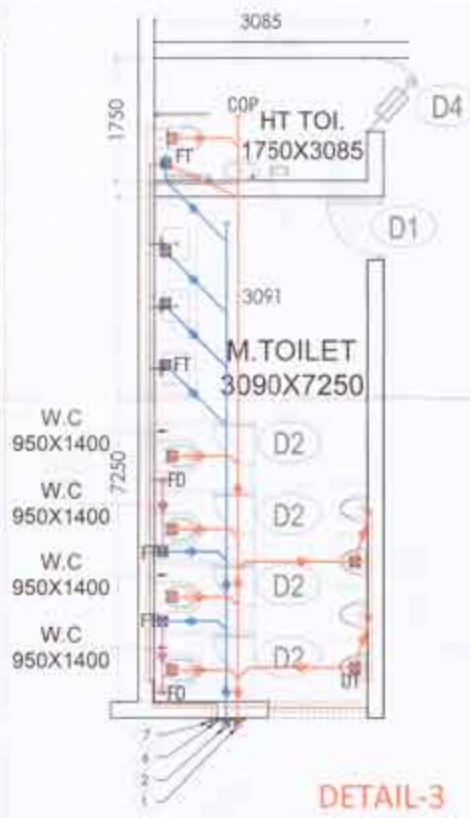


FIRST FLOOR



FIRST FLOOR AREA DIAGRAM

FAR & BUA CALCULATION OF FIRST FLOOR, BLOCK-2A						
PART	L	W	No.	Area	Unit	
A	84.147	11.800	2	1241.272	Sq.m	
B	7.560	18.100	2	71.914	Sq.m	
C	6.381	8.891	2	27.523	Sq.m	
D	42.181	13.890	2	667.438	Sq.m	
E	20.281	7.011	2	142.299	Sq.m	
F	3.300	4.481	2	14.689	Sq.m	
G	2.450	4.361	2	12.185	Sq.m	
H	1.550	1.270	2	1.969	Sq.m	
I	3.000	4.941	2	14.855	Sq.m	
<b>TOTAL AREA</b>				<b>2198.919</b>	<b>Sq.m</b>	
Deductions						
1	6.785	1.225	2	10.351	Sq.m	
2	6.545	3.300	2	8.520	Sq.m	
3	3.825	2.000	2	8.650	Sq.m	
4	1.815	4.461	2	8.082	Sq.m	
5	2.850	1.850	2	4.905	Sq.m	
<b>TOTAL DEDUCTION AREA</b>				<b>31.513</b>	<b>Sq.m</b>	
<b>TOTAL BUILTUP AREA</b>				<b>2167.406</b>	<b>Sq.m</b>	
NON FAR AREA						
6	1.270	0.480	2	24.120	Sq.m	
7	1.150	0.300	2	27.105	Sq.m	
8	1.071	0.000	2	22.050	Sq.m	
<b>TOTAL NON FAR AREA</b>				<b>73.275</b>	<b>Sq.m</b>	
<b>TOTAL FAR FIRST FLOOR BLOCK-2A</b>				<b>2094.131</b>	<b>Sq.m</b>	



LEGEND (Plumbing)		
S. No.	SYMBOL	DESCRIPTION
1	118mm TC uPVC SOIL AND VENT PIPE	
2	118mm OD uPVC WASTE AND VENT PIPE	
3	COLD WATER SUPPLY PIPE	
4	FLUSHING WATER SUPPLY PIPE	
5	100 DOMESTIC WATER SUPPLY RISER PIPE TO FILL D.H.T.	
6	400 FLUSHING WATER SUPPLY RISER PIPE TO FILL D.H.T.	
7	118mm OD uPVC BATH WATER PIPE	
8	110mm OD uPVC BATH WATER PIPE	
9	75mm OD uPVC PIPE	
10	118mm OD uPVC WASTE PIPE	
11	40mm OD uPVC WASTE PIPE	
12	40mm OD uPVC WASTE PIPE	
13	50mm OD uPVC WASTE PIPE	
14	FLOOR DRAIN / ELIMINATOR 80mm WITH URATINE	
15	P TRAP WITH GRATING	
16	URINAL FLUSH	
17	700 FLOOR CLEAN OUT PLUS	
18	500 CLEAN OUT PLUS	

**PROJECT :**  
 APPROVAL OF REVISED BUILDING PLANS OF COMMERCIAL COLONY (UNDER MIXED LAND USE) MEASURING 35.79625 ACRES (LICENSE NO. 17 OF 2012 DATED 02.03.2012, LICENSE NO. 62 OF 2012 DATED 15.06.2012, LICENSE NO. 51 OF 2017 DATED 22-07-2017, LICENSE NO. 52 OF 2017 DATED 22-07-2017, LICENSE NO.133 OF 2022 DATED 26.08.2022, LICENSE NO.23 OF 2023 DATED 06.02.2023 & LICENSE NO.24 OF 2023 DATED 06.02.2023) SECTOR-79, FARIDABAD, HARYANA DEVELOPED BY OMAXE WORLD STREET PVT. LTD.

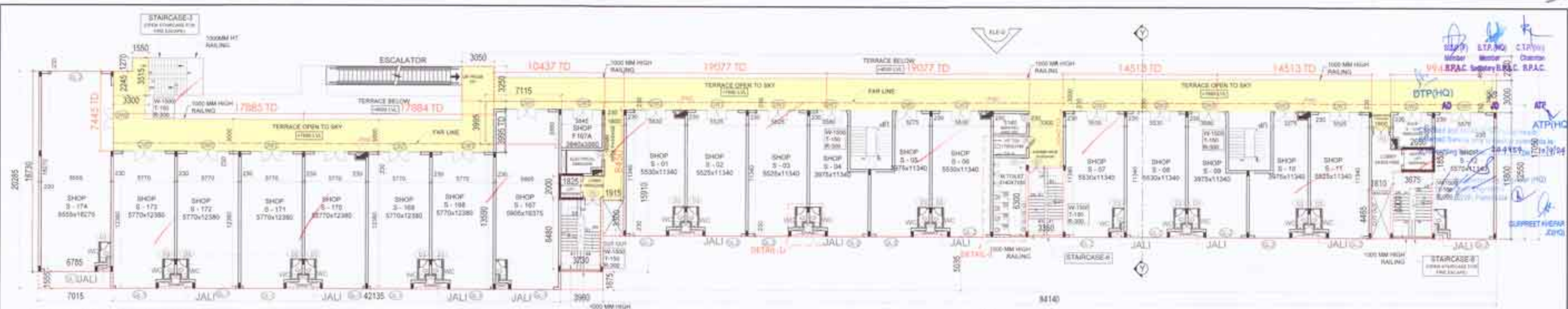
**DRAWING TITLE (BLOCK-2A) FIRST FLOOR PLAN**

DATE: AUGUST 2024 SCALE: 1:125  
 DEALT BY: OWNER ARCHITECT  
 OWNER: KAMA MORE ARCHITECTS CA/2002/321/3  
 ARCHITECT: KAMA MORE ARCHITECTS CA/2002/321/3

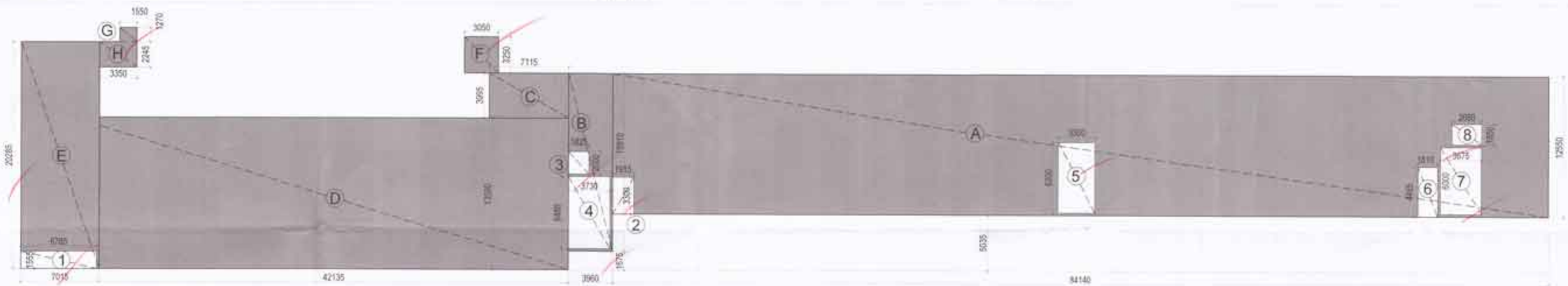
NOTE:  
 1. ALL TOILETS AND WC ARE MECHANICALLY VENTILATED & ARTIFICIALLY LIT.  
 2. ALL BUILDINGS EQUIPPED WITH A FIRE SPRINKLER SYSTEM.

WORLD STREET  
 SHEET NO. BLK2A-2



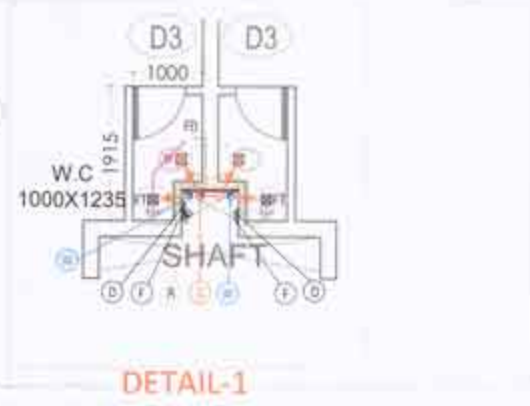


SECOND FLOOR



2ND FLOOR AREA DIAGRAM

FAR & BUA CALCULATION OF SECOND FLOOR BLOCK- 2A					
PART	L	W	Nos	Area	Unit
A	84.140	12.550	1	1055.957	Sq.mt
B	3.960	15.910	1	63.064	Sq.mt
C	7.115	3.995	1	28.424	Sq.mt
D	42.135	13.590	1	572.615	Sq.mt
E	7.015	20.295	1	142.299	Sq.mt
F	3.050	3.250	1	9.913	Sq.mt
G	1.550	1.270	1	1.969	Sq.mt
H	3.350	2.245	1	7.521	Sq.mt
<b>TOTAL AREA</b>				<b>1881.701</b>	<b>Sq.mt</b>
DEDUCTIONS					
1	6.785	1.555	1	10.553	Sq.mt
2	1.915	3.300	1	6.320	Sq.mt
3	1.825	2.000	1	3.650	Sq.mt
6	1.810	4.468	1	8.082	Sq.mt
8	2.650	1.550	1	4.103	Sq.mt
<b>TOTAL DEDUCTION AREA</b>				<b>33.504</b>	<b>Sq.mt</b>
<b>TOTAL BUILTUP AREA</b>				<b>= 1848.196</b>	<b>Sq.mt</b>
NON FAR AREA					
4	3.730	6.480	1	24.170	Sq.mt
5	3.350	6.300	1	21.105	Sq.mt
7	3.675	6.000	1	22.050	Sq.mt
<b>TOTAL NON FAR AREA</b>				<b>= 67.325</b>	<b>Sq.mt</b>
<b>TOTAL FAR SECOND FLOOR BLOCK-2A</b>				<b>= 1780.871</b>	<b>Sq.mt</b>



LEGEND (Flooring)	
S. No.	DESCRIPTION
1	1750x3085 COP HT TOI. (Cold Water Toilet)
2	1000x1235 W.C. (Washroom)
3	1000x1000 TOI. (Toilet)
4	COLD WATER SUPPLY PIPE
5	FLUSHING WATER SUPPLY PIPE
6	DOMESTIC WATER SUPPLY RISER PIPE TO FLOOR T
7	W.C. FLUSHING WATER SUPPLY RISER PIPE TO FLOOR T
8	1000x1000 COP HT TOI. (Cold Water Toilet)
9	1000x1000 COP HT TOI. (Cold Water Toilet)
10	1000x1000 COP HT TOI. (Cold Water Toilet)
11	1000x1000 COP HT TOI. (Cold Water Toilet)
12	1000x1000 COP HT TOI. (Cold Water Toilet)
13	1000x1000 COP HT TOI. (Cold Water Toilet)
14	1000x1000 COP HT TOI. (Cold Water Toilet)
15	1000x1000 COP HT TOI. (Cold Water Toilet)
16	1000x1000 COP HT TOI. (Cold Water Toilet)
17	1000x1000 COP HT TOI. (Cold Water Toilet)
18	1000x1000 COP HT TOI. (Cold Water Toilet)
19	1000x1000 COP HT TOI. (Cold Water Toilet)
20	1000x1000 COP HT TOI. (Cold Water Toilet)



**NOTE:**

- ALL TOILETS AND WC ARE MECHANICALLY VENTILATED & ARTIFICIALLY LIT.
- ALL BUILDINGS EQUIPPED WITH A FIRE SPRINKLER SYSTEM.

**PROJECT:**

APPROVAL OF REVISED BUILDING PLANS OF COMMERCIAL COLONY (UNDER MIXED LAND USE) MEASURING 35.79625 ACRES (LICENSE NO. 17 OF 2012 DATED 02.03.2012, LICENSE NO. 62 OF 2012 DATED 15.06.2012, LICENSE NO. 51 OF 2017 DATED 22-07-2017, LICENSE NO. 52 OF 2017 DATED 22-07-2017, LICENSE NO.133 OF 2022 DATED 26.08.2022, LICENSE NO.23 OF 2023 DATED 06.02.2023 & LICENSE NO 24 OF 2023 DATED 06.02.2023) SECTOR-79, FARIDABAD, HARYANA DEVELOPED BY OMAXE WORLD STREET PVT. LTD.

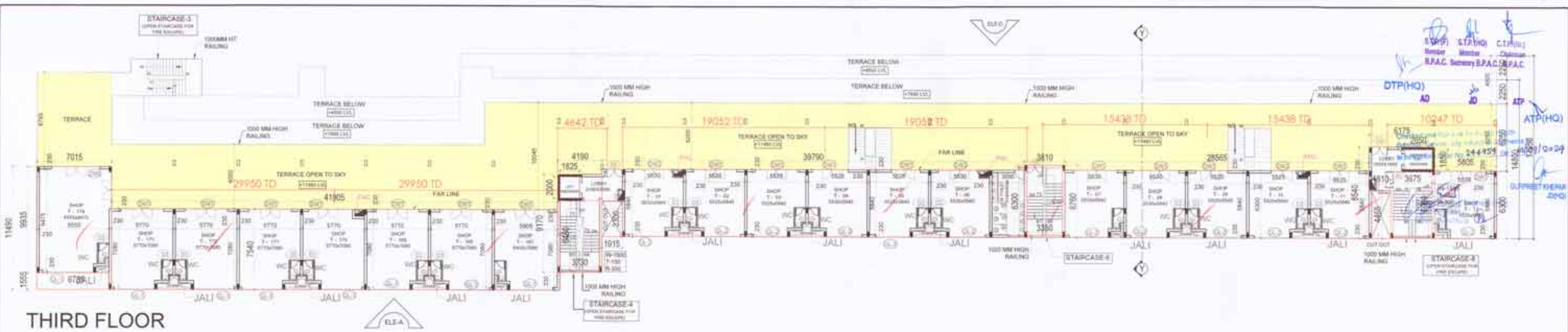
**DRAWING TITLE (BLOCK-2A) SECOND FLOOR PLAN**

DATE: AUGUST 2024 SCALE: 1:185


DEALT BY: OWNER ARCHITECT

OWNER: KAMA SHORE Architect CA/2003/32132

WORLD STREET SHEET NO. BLK2A-3

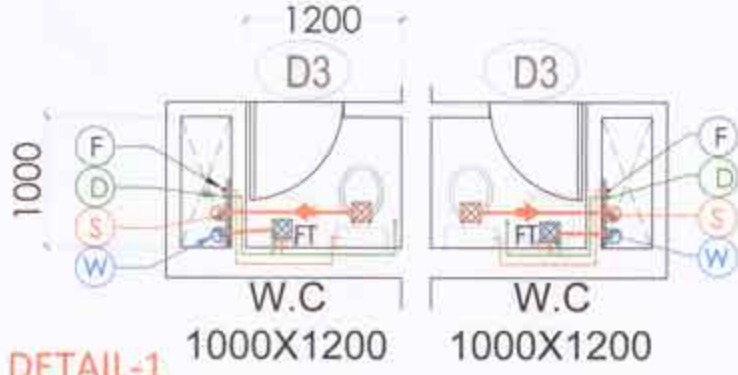
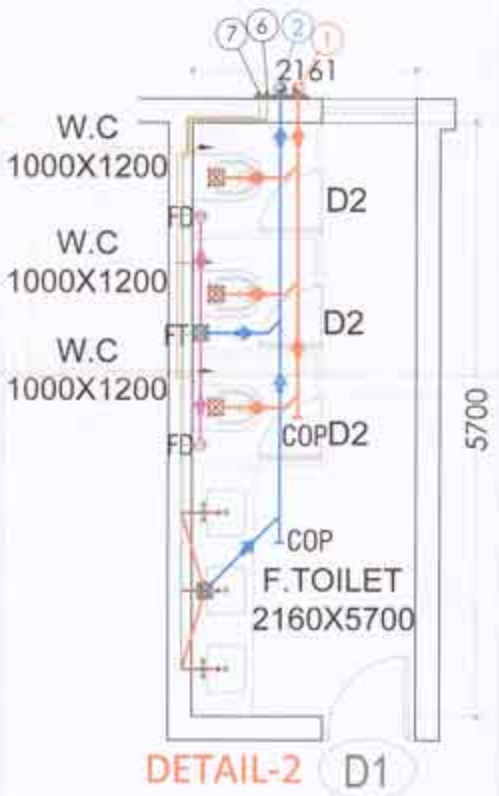


THIRD FLOOR



THIRD FLOOR AREA DIAGRAM

FAR CALCULATION FOR THIRD FLOOR BLOCK-2A					
PART	W	L	Nos	Area	Grb
G	7.015	11.490	1	80.502	Sq.mt
H	41.995	7.540	1	315.969	Sq.mt
I	4.170	9.170	1	38.422	Sq.mt
J	39.790	6.300	1	250.677	Sq.mt
K	6.910	6.790	1	46.795	Sq.mt
L	28.565	6.300	1	179.960	Sq.mt
M	6.175	6.540	1	40.385	Sq.mt
N	3.805	6.300	1	23.992	Sq.mt
O	3.805	6.300	1	23.992	Sq.mt
<b>TOTAL</b>				<b>980.688</b>	<b>Sq.mt</b>
Deductions					
1	6.785	1.555	1	10.551	Sq.mt
2	1.915	1.300	1	2.490	Sq.mt
3	1.625	2.000	1	3.250	Sq.mt
4	1.810	4.455	1	8.062	Sq.mt
5	2.650	1.850	1	4.903	Sq.mt
<b>TOTAL DEDUCTION AREA</b>				<b>33.556</b>	<b>Sq.mt</b>
<b>TOTAL BUILTUP AREA</b>				<b>947.132</b>	<b>Sq.mt</b>
NON FAR AREA					
6	1.750	6.400	1	11.300	Sq.mt
7	3.350	6.300	1	21.105	Sq.mt
8	3.675	6.500	1	23.906	Sq.mt
<b>TOTAL NON FAR AREA</b>				<b>56.311</b>	<b>Sq.mt</b>
<b>TOTAL FAR THIRD FLOOR BLOCK-2A</b>				<b>890.821</b>	<b>Sq.mt</b>



LEGEND	(Symbol)	(Description)
1	118mm OD UPVC SOLE 400-YEAR PIPE	
2	118mm OD UPVC BRISLE AND WAST PIPE	
3	COLD WATER SUPPLY PIPE	
4	FLUSHING WATER SUPPLY PIPE	
5	50P DOMESTIC WATER SUPPLY RISER PIPE TO FILL ON T	
6	40P FLUSHING WATER SUPPLY RISER PIPE TO FILL ON T	
7	118mm OD UPVC RAIN WATER PIPE	
8	118mm OD UPVC RAIN WATER PIPE	
9	118mm OD UPVC SOLE PIPE	
10	118mm OD UPVC BRISLE PIPE	
11	118mm OD UPVC SOLE PIPE	
12	118mm OD UPVC BRISLE PIPE	
13	118mm OD UPVC BRISLE PIPE	
14	118mm OD UPVC BRISLE PIPE	
15	118mm OD UPVC BRISLE PIPE	
16	118mm OD UPVC BRISLE PIPE	
17	118mm OD UPVC BRISLE PIPE	
18	118mm OD UPVC BRISLE PIPE	
19	118mm OD UPVC BRISLE PIPE	
20	118mm OD UPVC BRISLE PIPE	
21	118mm OD UPVC BRISLE PIPE	
22	118mm OD UPVC BRISLE PIPE	

NOTE:  
 1. ALL TOILETS AND WC ARE MECHANICALLY VENTILATED & ARTIFICIALLY LIT.  
 2. ALL BUILDINGS EQUIPPED WITH A FIRE SPRINKLER SYSTEM.

PROJECT:  
 APPROVAL OF REVISED BUILDING PLANS OF COMMERCIAL COLONY (UNDER MIXED LAND USE) MEASURING 35.79625 ACRES (LICENCE NO. 17 OF 2012 DATED 02.03.2012, LICENCE NO. 62 OF 2012 DATED 15.06.2012, LICENCE NO. 51 OF 2017 DATED 22-07-2017, LICENCE NO. 52 OF 2017 DATED 22-07-2017, LICENCE NO.133 OF 2022 DATED 26.08.2022, LICENCE NO.23 OF 2023 DATED 06.02.2023 & LICENCE NO.24 OF 2023 DATED 06.02.2023) SECTOR-79, FARIDABAD, HARYANA DEVELOPED BY OMAXE WORLD STREET PVT. LTD.

DRAWING TITLE  
**(BLOCK-2A)**  
**THIRD FLOOR PLAN**

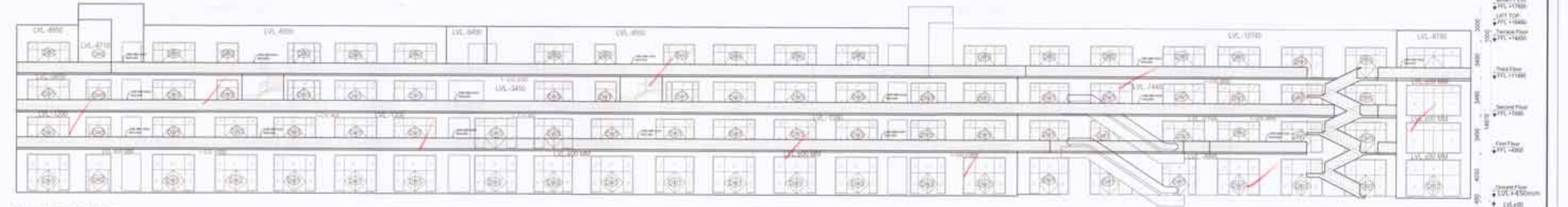
DATE: AUGUST 2024 SCALE: 1:185  
 DEALT BY: OWNER CHECKED BY: ARCHITECT

OWNER: Omaxe World Street Private Limited  
 ARCHITECT: KANAKA MORE  
 CA/2003/32132

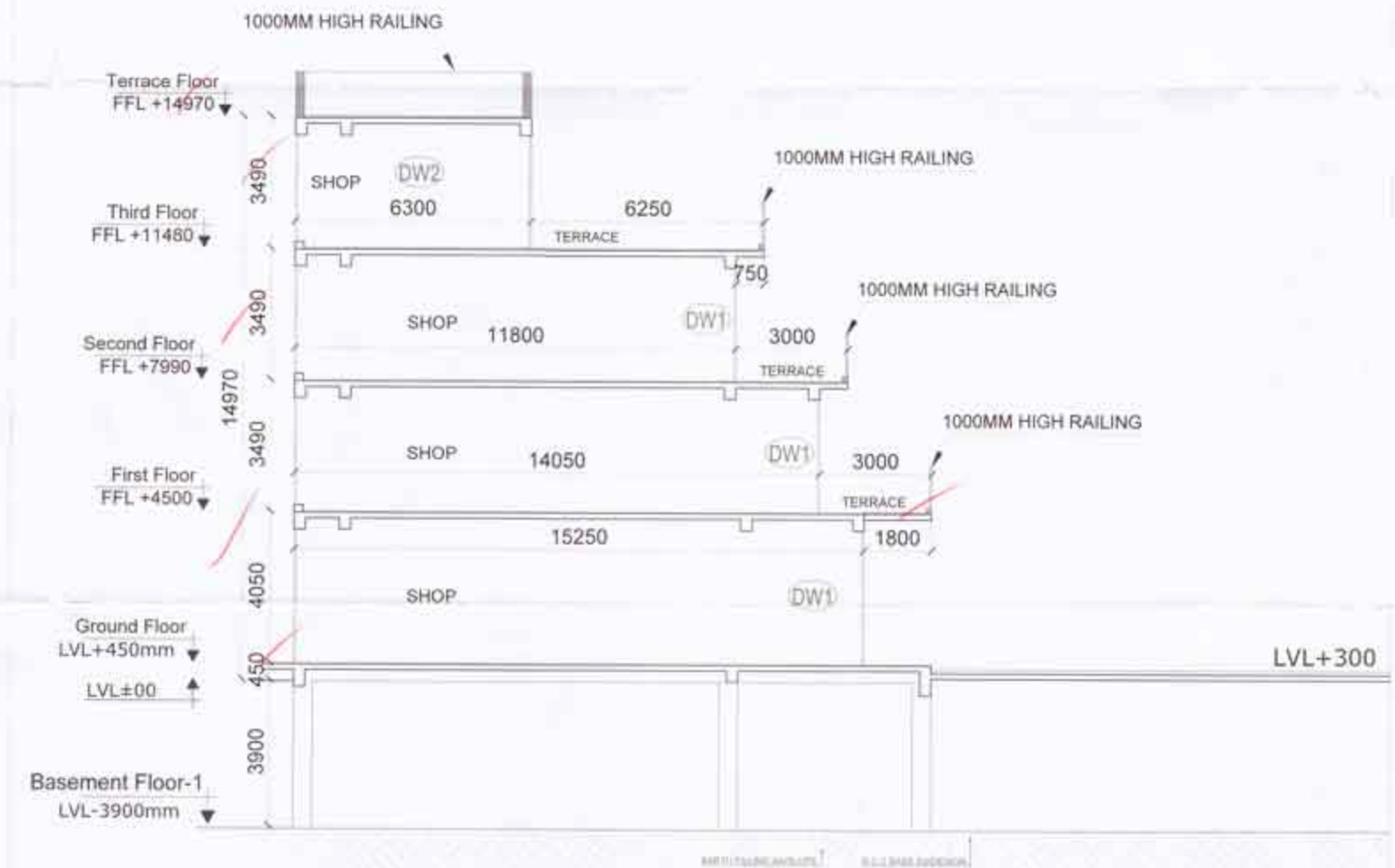
WS WORLD STREET  
 SHEET NO. BLK2A-4



ELEVATION-A



ELEVATION-D



SECTION-YY



KEY PLAN

**PROJECT :**  
 APPROVAL OF REVISED BUILDING PLANS OF COMMERCIAL COLONY (UNDER MIXED LAND USE) MEASURING 35.79625 ACRES (LICENCE NO. 17 OF 2012 DATED 02.03.2012, LICENCE NO. 62 OF 2012 DATED 15.06.2012, LICENCE NO. 51 OF 2017 DATED 22-07-2017, LICENCE NO. 52 OF 2017 DATED 22-07-2017, LICENCE NO.133 OF 2022 DATED 26.08.2022, LICENCE NO.23 OF 2023 DATED 06.02.2023 & LICENCE NO 24 OF 2023 DATED 06.02.2023) SECTOR-79, FARIDABAD, HARYANA DEVELOPED BY OMAXE WORLD STREET PVT. LTD.

**DRAWING TITLE**  
 (BLOCK-2A)  
 ELEVATION & SECTION

DATE : AUGUST 2024 SCALE : 1:150  
 DEALT BY: OWNER CHECKED BY: ARCHITECT

*Signature* KAMAL SHORE  
 Architect  
 CA/2003/32132

**WS** WORLD STREET SHEET NO. BLK2A-6

14/08/24  
 17/12/2024



GROUND FLOOR CARPET AREA



FIRST FLOOR CARPET AREA



SECOND FLOOR CARPET AREA



THIRD FLOOR CARPET AREA

CARPET AREA OF GROUND FLOOR BLOCK-2A					
G-01 TO G-11	5.130	X	14.790	X	75.495
G-12	4.840	X	4.000	X	19.360
G-13A	5.890	X	6.480	X	38.155
G-13B	5.845	X	6.700	X	39.162
G-14	5.900	X	10.615	X	62.547
G-15A TO G-17A	5.770	X	15.830	X	91.405
G-17B	6.555	X	18.270	X	119.760
<b>TOTAL</b>					<b>584.657</b>

CARPET AREA OF FIRST FLOOR BLOCK-2A					
F-01	5.530	X	11.340	X	62.710
F-02 & F-03	5.525	X	11.340	X	62.687
F-04	AS/CAD				
F-05	AS/CAD				
F-06	5.530	X	11.340	X	62.710
F-07 TO F-08	5.530	X	11.340	X	62.687
F-09	AS/CAD				
F-10	AS/CAD				
F-11	5.525	X	11.340	X	62.684
F-12	5.520	X	11.340	X	62.661
F-12A	5.885	X	2.880	X	16.947
F-12B	5.840	X	3.330	X	19.452
F-12C	5.900	X	15.375	X	90.634
F-13A TO F-17A	5.770	X	12.380	X	71.426
F-17B	6.555	X	18.270	X	119.760
<b>TOTAL</b>					<b>584.657</b>

CARPET AREA OF SECOND FLOOR BLOCK-2A					
S-01	5.530	X	11.340	X	62.710
S-02 & S-03	5.525	X	11.340	X	62.687
S-04	AS/CAD				
S-05	AS/CAD				
S-06	5.530	X	11.340	X	62.710
S-07 TO S-08	5.530	X	11.340	X	62.687
S-09	AS/CAD				
S-10	AS/CAD				
S-11	5.525	X	11.340	X	62.684
S-12	5.520	X	11.340	X	62.661
S-12A	5.885	X	2.880	X	16.947
S-12B	5.840	X	3.330	X	19.452
S-12C	5.900	X	15.375	X	90.634
S-13A TO S-17A	5.770	X	12.380	X	71.426
S-17B	6.555	X	18.270	X	119.760
<b>TOTAL</b>					<b>584.657</b>

CARPET AREA OF THIRD FLOOR BLOCK-2A					
T-01	5.530	X	11.340	X	62.710
T-02 & T-03	5.525	X	11.340	X	62.687
T-04	AS/CAD				
T-05	AS/CAD				
T-06	5.530	X	11.340	X	62.710
T-07 TO T-08	5.530	X	11.340	X	62.687
T-09	AS/CAD				
T-10	AS/CAD				
T-11	5.525	X	11.340	X	62.684
T-12	5.520	X	11.340	X	62.661
T-12A	5.885	X	2.880	X	16.947
T-12B	5.840	X	3.330	X	19.452
T-12C	5.900	X	15.375	X	90.634
T-13A TO T-17A	5.770	X	12.380	X	71.426
T-17B	6.555	X	18.270	X	119.760
<b>TOTAL</b>					<b>584.657</b>

SLP (P) SLP (HQ) CTA (H)  
 Member Member Chairman  
 B.P.A.C. Secretary B.P.A.C. B.P.A.C.  
 DTP (HQ) AD ATP (HQ)



**KEY PLAN**

**PROJECT :**

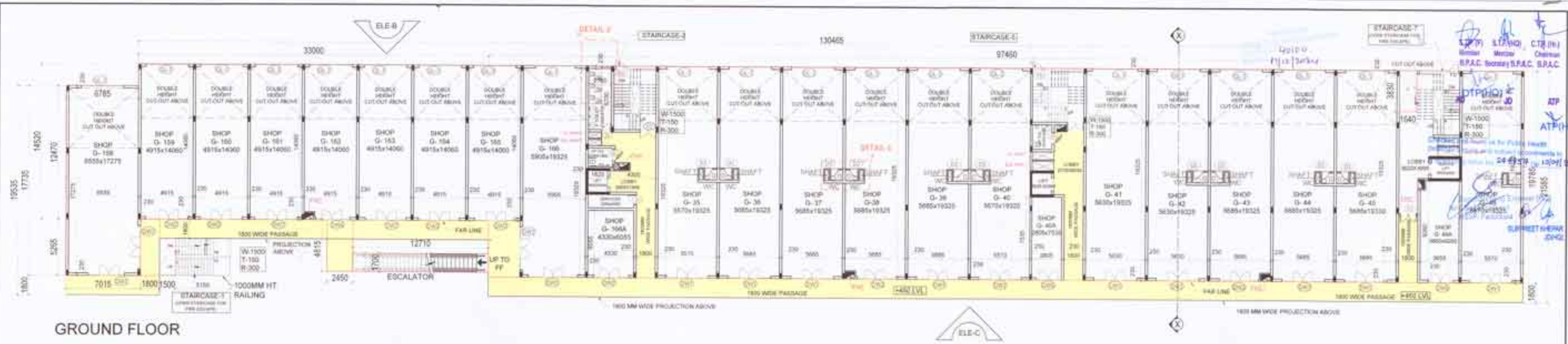
APPROVAL OF REVISED BUILDING PLANS OF COMMERCIAL COLONY (UNDER MIXED LAND USE) MEASURING 35.79625 ACRES (LICENCE NO. 17 OF 2012 DATED 02.03.2012, LICENSE NO. 62 OF 2012 DATED 15.06.2012, LICENSE NO. 51 OF 2017 DATED 22-07-2017, LICENSE NO. 52 OF 2017 DATED 22-07-2017, LICENCE NO.133 OF 2022 DATED 26.08.2022, LICENCE NO.23 OF 2023 DATED 06.02.2023 & LICENCE NO 24 OF 2023 DATED 06.02.2023) SECTOR-79, FARIDABAD, HARYANA DEVELOPED BY OMAXE WORLD STREET PVT. LTD.

**DRAWING TITLE**  
**(BLOCK-2A)**  
**GROUND TO THIRD FLOOR**  
**CARPET AREA**


DATE : AUGUST 2024 SCALE : 1:250  
 DEALT BY : CHECKED BY :  
 OWNER : ARCHITECT :  
 Omaxe World Street Private Limited KAMAL SHORE  
 Architect  
 CA/2003/2132

WORLD STREET SHEET NO. BLK2A-7

44100  
 4/11/2024




GROUND FLOOR

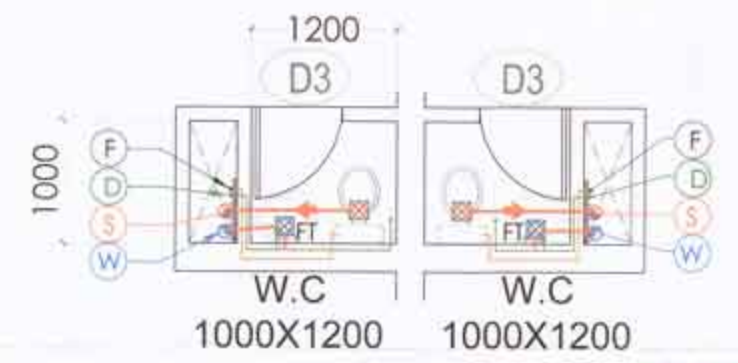


GROUND FLOOR AREA DIAGRAM

GROUND FLOOR FAR & GC CALCULATION OF BLOCK- 2B					
PART	L	W	Nos	Area	Unit
A	7.015	5.265	1	36.934	Sq.mt
B	6.785	12.470	1	84.609	Sq.mt
C	33.000	14.520	1	479.160	Sq.mt
D	97.460	19.785	1	1928.246	Sq.mt
E	2.450	4.815	1	11.797	Sq.mt
F	12.710	1.700	1	21.607	Sq.mt
G	1.500	3.465	1	5.198	Sq.mt
H	1.800	5.265	1	9.477	Sq.mt
<b>TOTAL AREA</b>				<b>2577.027</b>	<b>Sq.mt</b>
DEDUCTION					
1	1.640	3.830	1	6.281	Sq.mt
<b>TOTAL DEDUCTION</b>				<b>6.281</b>	<b>Sq.mt</b>
<b>TOTAL FAR GROUND FLOOR</b>				<b>2570.746</b>	<b>Sq.mt</b>
R	5.150	3.465	1	17.845	Sq.mt
<b>TOTAL GROUND COVERAGE GROUND FLOOR</b>				<b>2588.591</b>	<b>Sq.mt</b>



DETAIL-2



DETAIL-1



KEY PLAN

LEGEND (Planning)		
S. No.	SYMBOL	DESCRIPTION
1.	118 mm OD uPVC SOIL AND VENT PIPE	
2.	118mm OD uPVC WASTE AND VENT PIPE	
3.	COLD WATER SUPPLY PIPE	
4.	FLUSHING WATER SUPPLY PIPE	
5.	1/2" DOMESTIC WATER SUPPLY RISER PIPE TO FILL O.H.T	
6.	400 FLUSHING WATER SUPPLY RISER PIPE TO FILL O.H.T	
7.	100mm OD uPVC RAIN WATER PIPE	
8.	118mm OD uPVC RAIN WATER PIPE	
9.	118 mm OD uPVC SOIL PIPE	
10.	118mm OD uPVC WASTE PIPE	
11.	118mm OD uPVC WASTE PIPE	
12.	400mm OD uPVC WASTE PIPE	
13.	118mm OD uPVC WASTE PIPE	
14.	FLOOR DRAIN (ELBOW) WITH 20mm x 20mm GRATING	
15.	1" WAP WITH GRATING	
16.	WATER TRAP	
17.	FCC-FLOOR CLEAN OUT PLUG	
18.	COP-CLEAN OUT PLUG	

- NOTE:
1. ALL TOILETS AND WC ARE MECHANICALLY VENTILATED & ARTIFICIALLY LIT.
  2. ALL BUILDINGS EQUIPPED WITH A FIRE SPRINKLER SYSTEM.

**PROJECT :**  
 APPROVAL OF REVISED BUILDING PLANS OF COMMERCIAL COLONY (UNDER MIXED LAND USE) MEASURING 35.79625 ACRES (LICENCE NO. 17 OF 2012 DATED 02.03.2012, LICENSE NO. 62 OF 2012 DATED 15.06.2012, LICENSE NO. 51 OF 2017 DATED 22-07-2017, LICENSE NO. 52 OF 2017 DATED 22-07-2017, LICENSE NO.133 OF 2022 DATED 26.08.2022, LICENSE NO.23 OF 2023 DATED 06.02.2023 & LICENSE NO 24 OF 2023 DATED 06.02.2023) SECTOR-79, FARIDABAD, HARYANA DEVELOPED BY OMAXE WORLD STREET PVT. LTD.

**DRAWING TITLE (BLOCK-2B) GROUND FLOOR PLAN**

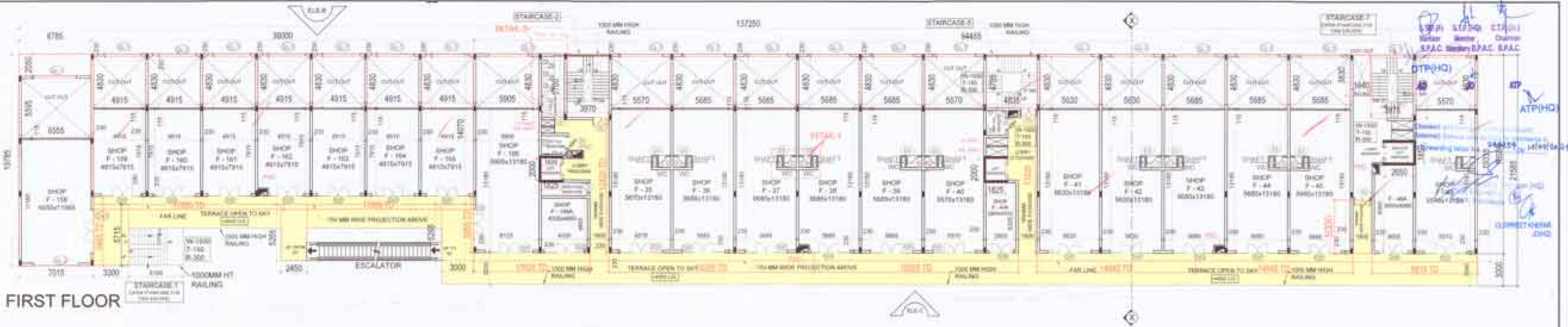
DATE : AUGUST 2024 SCALE : 1:185

DEALT BY: OWNER ARCHITECT

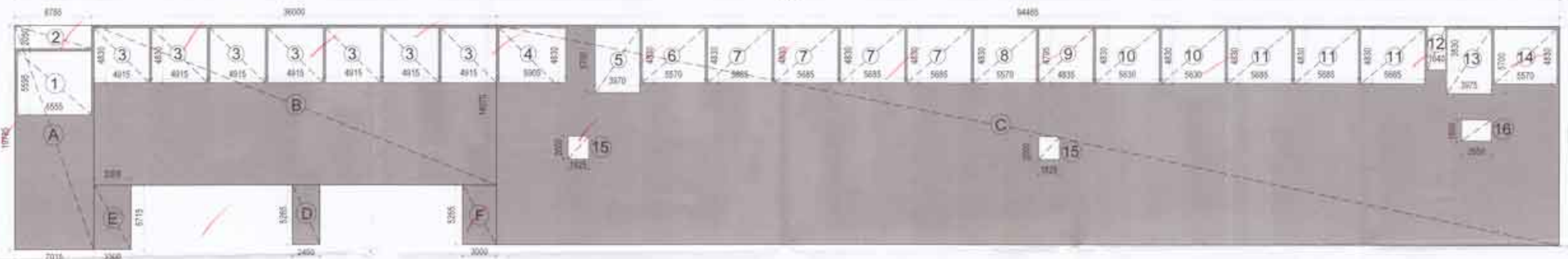
*(Signature)* KAMAL KISHORE Architect CA/2001/02132

**WS WORLD STREET**

SHEET NO. **BLK2B-1**

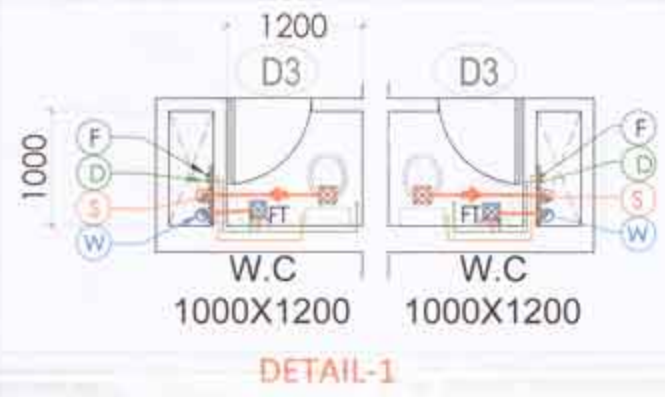
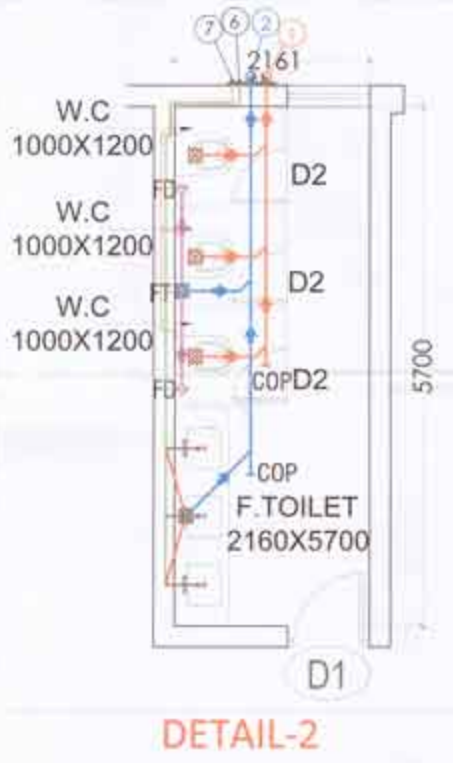


FIRST FLOOR



FIRST FLOOR AREA DIAGRAM

FAR & BUA CALCULATION OF FIRST FLOOR BLOCK-2B						
PART	L	W	Max	Area	Unit	
A	7.015	21.781	8	158.792	Sq. mt	
B	36.200	24.070	8	506.520	Sq. mt	
C	94.462	19.531	8	1826.481	Sq. mt	
D	2.450	5.261	8	12.789	Sq. mt	
E	5.300	5.715	8	28.485	Sq. mt	
F	9.000	3.204	8	28.756	Sq. mt	
TOTAL AREA				2529.346	Sq. mt	
Deductions						
1	6.555	6.091	8	39.670	Sq. mt	
2	6.785	2.050	8	13.909	Sq. mt	
3	4.975	4.830	8	38.036	Sq. mt	
4	5.901	4.830	8	38.121	Sq. mt	
5	5.870	4.930	8	29.352	Sq. mt	
6	5.485	4.450	8	24.399	Sq. mt	
7	5.570	4.830	8	26.883	Sq. mt	
8	5.481	4.830	8	26.478	Sq. mt	
9	5.481	4.830	8	26.478	Sq. mt	
10	5.481	4.830	8	26.478	Sq. mt	
11	5.481	4.830	8	26.478	Sq. mt	
12	2.440	0.890	8	1.761	Sq. mt	
13	5.570	4.830	8	26.883	Sq. mt	
14	5.570	4.830	8	26.883	Sq. mt	
15	2.821	2.000	8	5.642	Sq. mt	
16	1.850	2.850	8	5.263	Sq. mt	
TOTAL DEDUCTION AREA				333.276	Sq. mt	
TOTAL SUB-TUP AREA				2196.070	Sq. mt	
NON FAR AREA						
1	1.870	5.700	8	10.656	Sq. mt	
2	4.831	4.181	8	20.184	Sq. mt	
3	3.870	5.700	8	22.038	Sq. mt	
TOTAL NON FAR AREA				52.878	Sq. mt	
TOTAL FAR FIRST FLOOR BLOCK-2B				2143.192	Sq. mt	



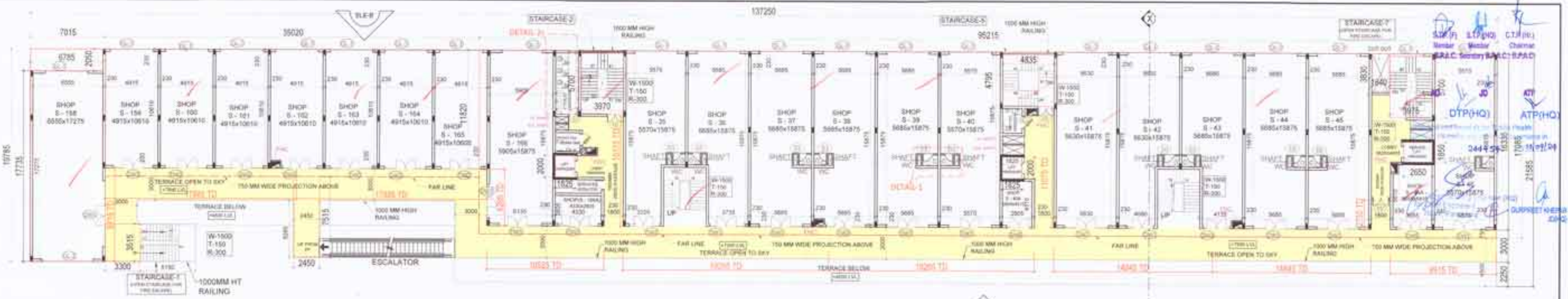
S. No.	SYMBOL	DESCRIPTION
1	(Symbol)	175mm OD UPVC SOIL AND WASTE PIPE
2	(Symbol)	175mm OD UPVC WASTE AND VENT PIPE
3	(Symbol)	COLD WATER SUPPLY PIPE
4	(Symbol)	FLUDDING WATER SUPPLY PIPE
5	(Symbol)	50mm DOMESTIC WATER SUPPLY RIDER PIPE TO FILL O.H.T
6	(Symbol)	40mm FLUDDING WATER SUPPLY RIDER PIPE TO FILL O.H.T
7	(Symbol)	100mm OD UPVC RAIN WATER PIPE
8	(Symbol)	100mm OD UPVC RAIN WATER PIPE
9	(Symbol)	110mm OD UPVC SOIL WASTE
10	(Symbol)	110mm OD UPVC WASTE PIPE
11	(Symbol)	110mm OD UPVC WASTE PIPE
12	(Symbol)	110mm OD UPVC WASTE PIPE
13	(Symbol)	110mm OD UPVC WASTE PIPE
14	(Symbol)	FLOOR DRAIN SURFACE WITH GRATING WITH GRATING
15	(Symbol)	F. TRAP WITH GRATING
16	(Symbol)	TOILET
17	(Symbol)	FOOD FLOOR CLEAN OUT PLUG
18	(Symbol)	TOP-CLEAN OUT PLUG

**PROJECT :**  
 APPROVAL OF REVISED BUILDING PLANS OF COMMERCIAL COLONY (UNDER MIXED LAND USE) MEASURING 35.79625 ACRES (LICENCE NO. 17 OF 2012 DATED 02.03.2012, LICENCE NO. 62 OF 2012 DATED 15.06.2012, LICENCE NO. 51 OF 2017 DATED 22-07-2017, LICENCE NO. 52 OF 2017 DATED 22-07-2017, LICENCE NO.133 OF 2022 DATED 26.08.2022, LICENCE NO.23 OF 2023 DATED 06.02.2023 & LICENCE NO.24 OF 2023 DATED 06.02.2023) SECTOR-79, FARIDABAD, HARYANA DEVELOPED BY OMAXE WORLD STREET PVT. LTD.

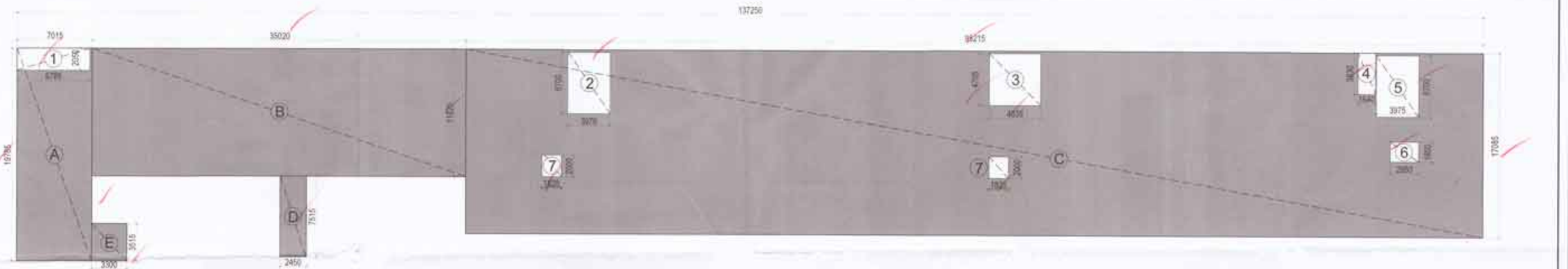
**DRAWING TITLE (BLOCK-2B)**  
**FIRST FLOOR PLAN**  
 DATE : AUGUST 2024 SCALE : 1/185  
 DEALT BY : \_\_\_\_\_ CHECKED BY : \_\_\_\_\_  
 OWNER : \_\_\_\_\_ ARCHITECT : KANISHK SHORE  
 \_\_\_\_\_  
 \_\_\_\_\_  
 \_\_\_\_\_

**WORLD STREET** SHEET NO. **BLK2B-2**

**NOTE:**  
 1. ALL TOILETS AND WC ARE MECHANICALLY VENTILATED & ARTIFICIALLY LIT.  
 2. ALL BUILDINGS EQUIPPED WITH A FIRE SPRINKLER SYSTEM.

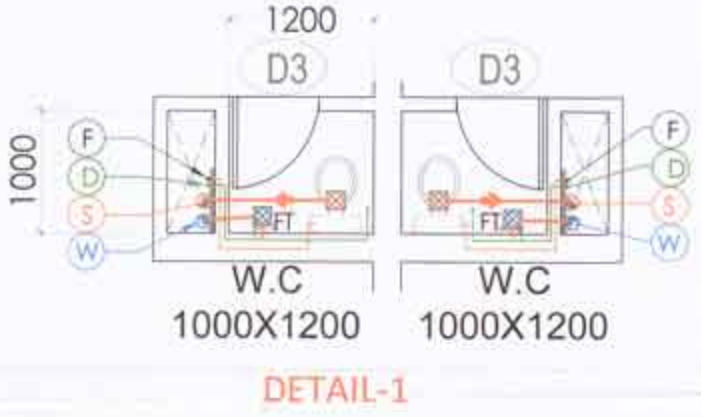
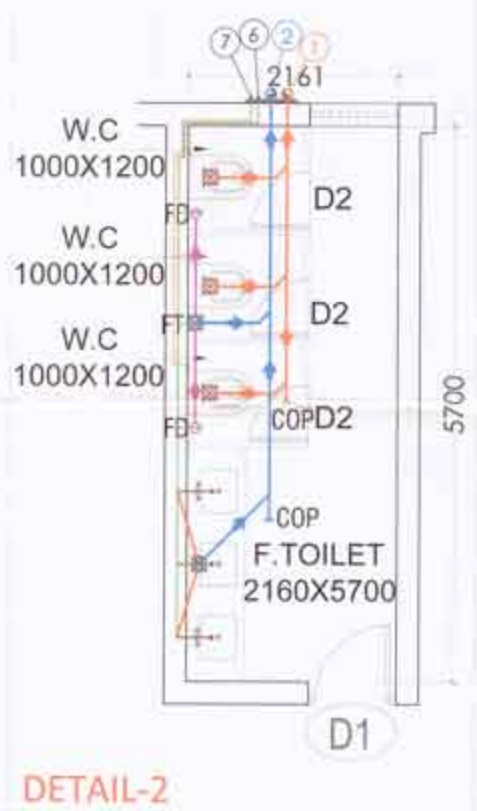


SECOND FLOOR



SECOND FLOOR AREA DIAGRAM

FAR & BUA CALCULATION OF SECOND FLOOR BLOCK-2B					
PART	L	W	Nos	Area	Unit
A	7.015	19.785	1	138.792	Sq.mt
B	35.020	11.820	1	413.936	Sq.mt
C	95.215	17.085	1	1626.748	Sq.mt
D	2.450	7.515	1	18.412	Sq.mt
E	3.300	3.515	1	11.600	Sq.mt
<b>TOTAL AREA</b>				<b>2209.488</b>	<b>Sq.mt</b>
DEDUCTIONS					
1	6.785	2.050	1	13.908	Sq.mt
4	1.640	3.830	1	6.281	Sq.mt
6	2.650	1.850	1	4.903	Sq.mt
7	1.825	2.000	2	7.300	Sq.mt
<b>TOTAL DEDUCTION AREA</b>				<b>32.393</b>	<b>Sq.mt</b>
<b>TOTAL BUILTUP AREA</b>				<b>2177.095</b>	<b>Sq.mt</b>
NON FAR AREA					
2	3.970	5.700	1	22.629	Sq.mt
3	4.835	4.795	1	23.184	Sq.mt
5	3.975	5.700	1	22.658	Sq.mt
<b>TOTAL NON FAR AREA</b>				<b>68.470</b>	<b>Sq.mt</b>
<b>TOTAL FAR SECOND FLOOR BLOCK-2B</b>				<b>2108.624</b>	<b>Sq.mt</b>



LEGEND (Planning)	DESCRIPTION
1	100mm HDPE RIGID JOINT PIPE
2	150mm HDPE RIGID JOINT PIPE
3	100mm UPVC WATER SUPPLY PIPE
4	100mm UPVC RAIN WATER PIPE
5	100mm UPVC WASTE PIPE
6	100mm UPVC SOAKAWAY PIPE
7	100mm UPVC SOAKAWAY PIPE
8	100mm UPVC SOAKAWAY PIPE
9	100mm UPVC SOAKAWAY PIPE
10	100mm UPVC SOAKAWAY PIPE
11	100mm UPVC SOAKAWAY PIPE
12	100mm UPVC SOAKAWAY PIPE
13	100mm UPVC SOAKAWAY PIPE
14	100mm UPVC SOAKAWAY PIPE
15	100mm UPVC SOAKAWAY PIPE
16	100mm UPVC SOAKAWAY PIPE
17	100mm UPVC SOAKAWAY PIPE
18	100mm UPVC SOAKAWAY PIPE
19	100mm UPVC SOAKAWAY PIPE
20	100mm UPVC SOAKAWAY PIPE

**PROJECT:**  
 APPROVAL OF REVISED BUILDING PLANS OF COMMERCIAL COLONY (UNDER MIXED LAND USE) MEASURING 35.79625 ACRES (LICENCE NO. 17 OF 2012 DATED 02.03.2012, LICENCE NO. 62 OF 2012 DATED 15.06.2012, LICENCE NO. 51 OF 2017 DATED 22-07-2017, LICENCE NO. 52 OF 2017 DATED 22-07-2017, LICENCE NO. 133 OF 2022 DATED 26.08.2022, LICENCE NO. 23 OF 2023 DATED 06.02.2023 & LICENCE NO 24 OF 2023 DATED 06.02.2023) SECTOR-79, FARIDABAD, HARYANA DEVELOPED BY OMAXE WORLD STREET PVT. LTD.

**DRAWING TITLE (BLOCK-2B) SECOND FLOOR PLAN**

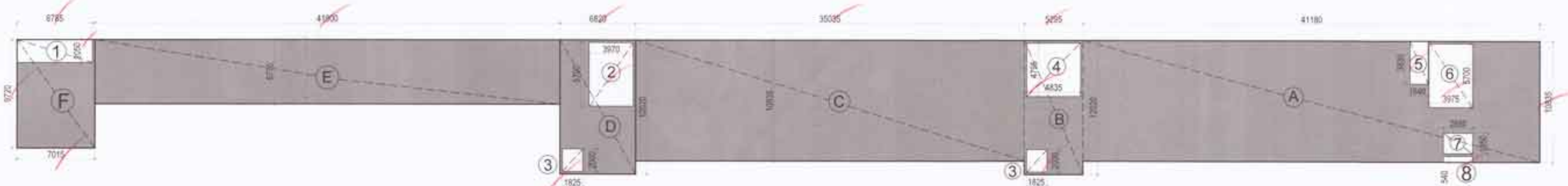
DATE: AUGUST 2024 SCALE: 1:185  
 DRAWN BY: [Signature] CHECKED BY: [Signature]  
 OWNER: [Signature] ARCHITECT: [Signature]

SHEET NO. **BLK2B-3**

- NOTE:**
- ALL TOILETS AND WC ARE MECHANICALLY VENTILATED & ARTIFICIALLY LIT.
  - ALL BUILDINGS EQUIPPED WITH A FIRE SPRINKLER SYSTEM.

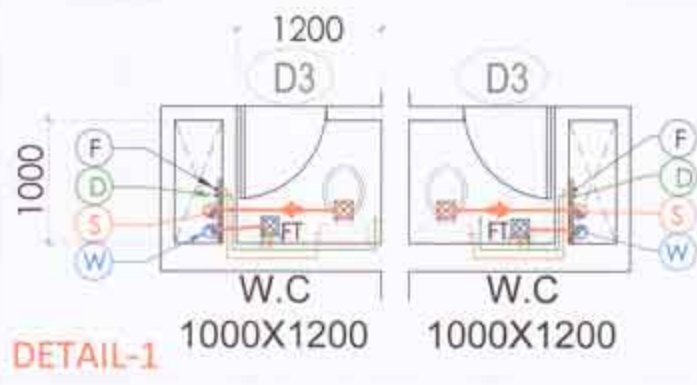
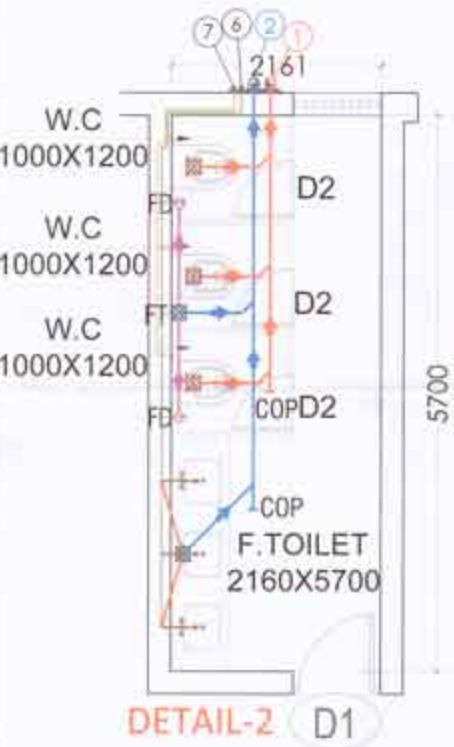


THIRD FLOOR



THIRD FLOOR AREA DIAGRAM

FAR CALCULATION FOR THIRD FLOOR BLOCK-2B					
PART	W	L	Nos	Area	Unit
A	11.180	10.875	1	121.485	Sq.m
B	7.295	12.020	1	87.696	Sq.m
C	15.035	10.835	1	162.804	Sq.m
D	8.820	12.020	1	106.016	Sq.m
E	41.900	5.770	1	241.763	Sq.m
F	7.075	9.720	1	68.778	Sq.m
<b>TOTAL</b>				<b>1281.563</b>	<b>Sq.m</b>
Deductions					
1	1.785	2.950	1	5.265	Sq.m
2	1.825	2.900	1	5.293	Sq.m
3	1.940	3.830	1	7.433	Sq.m
4	2.650	1.850	1	4.903	Sq.m
5	2.650	0.540	1	1.431	Sq.m
<b>TOTAL DEDUCTION AREA</b>				<b>33.374</b>	<b>Sq.m</b>
<b>TOTAL BUILTUP AREA</b>				<b>1247.189</b>	<b>Sq.m</b>
NON FAR AREA					
1	5.970	5.700	1	34.039	Sq.m
2	4.835	4.795	1	23.184	Sq.m
3	8.975	1.300	1	11.668	Sq.m
<b>TOTAL NON FAR AREA</b>				<b>68.891</b>	<b>Sq.m</b>
<b>TOTAL FAR THIRD FLOOR BLOCK-2B</b>				<b>1178.298</b>	<b>Sq.m</b>



LEGEND (Flooring)	
S. No.	DESCRIPTION
1	1000mm x 1000mm VITRIFIED TILE
2	1000mm x 1000mm POLISHED TERRAZZO
3	1000mm x 1000mm POLISHED GRANITE
4	1000mm x 1000mm POLISHED MARBLE
5	1000mm x 1000mm POLISHED SLATE
6	1000mm x 1000mm POLISHED QUARTZITE
7	1000mm x 1000mm POLISHED SOAPSTONE
8	1000mm x 1000mm POLISHED TRAVERTINE
9	1000mm x 1000mm POLISHED GABBRO
10	1000mm x 1000mm POLISHED LAMINATE
11	1000mm x 1000mm POLISHED CERAMIC
12	1000mm x 1000mm POLISHED GLASS
13	1000mm x 1000mm POLISHED METAL
14	1000mm x 1000mm POLISHED WOOD
15	1000mm x 1000mm POLISHED PAPER
16	1000mm x 1000mm POLISHED FABRIC
17	1000mm x 1000mm POLISHED LEATHER
18	1000mm x 1000mm POLISHED RUBBER
19	1000mm x 1000mm POLISHED PLASTIC
20	1000mm x 1000mm POLISHED GLASS BLOCK
21	1000mm x 1000mm POLISHED CLEAR GLASS
22	1000mm x 1000mm POLISHED TINTED GLASS

- NOTE:
- ALL TOILETS AND WC ARE MECHANICALLY VENTILATED & ARTIFICIALLY LIT.
  - ALL BUILDINGS EQUIPPED WITH A FIRE SPRINKLER SYSTEM.

**PROJECT :**  
 APPROVAL OF REVISED BUILDING PLANS OF COMMERCIAL COLONY (UNDER MIXED LAND USE) MEASURING 35.79625 ACRES (LICENSE NO. 17 OF 2012 DATED 02.03.2012, LICENSE NO. 62 OF 2012 DATED 15.06.2012, LICENSE NO. 51 OF 2017 DATED 22-07-2017, LICENSE NO. 52 OF 2017 DATED 22-07-2017, LICENSE NO. 133 OF 2022 DATED 26.08.2022, LICENSE NO. 23 OF 2023 DATED 06.02.2023 & LICENSE NO. 24 OF 2023 DATED 06.02.2023) SECTOR-79, FARIDABAD, HARYANA DEVELOPED BY OMAXE WORLD STREET PVT. LTD.

**DRAWING TITLE (BLOCK-2B)**  
**THIRD FLOOR PLAN**

DATE : AUGUST 2024 SCALE : 1:185  
 DEALT BY : CHECKED BY :  
 OWNER : ARCHITECT :  
 For Omaxe World Street Pvt. Ltd. KAMAL KISHORE  
 Architect  
 CA/2003/32132

WORLD STREET SHEET NO. BLK2B-4

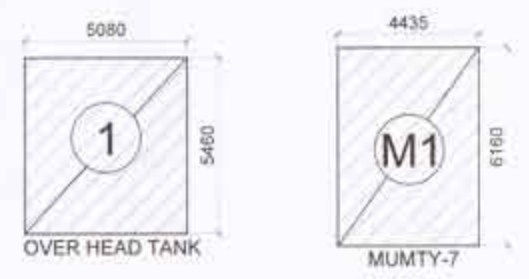
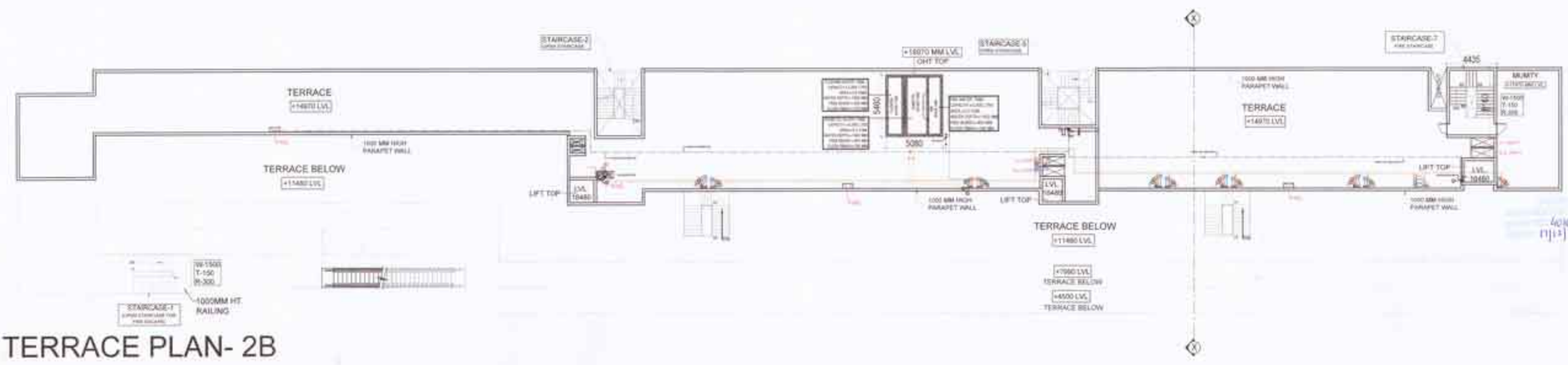


NOTE:  
 1. ALL TOILETS AND WC ARE MECHANICALLY VENTILATED & ARTIFICIALLY LIFT  
 2. ALL BUILDINGS EQUIPPED WITH A FIRE SPRINKLER SYSTEM.

LEGEND

S. No.	SYMBOL	Plumbing	Water	Waste	Drainage
1.	⊙	110 mm OD uPVC SOIL AND VENT PIPE			
2.	⊙	110mm OD uPVC WASTE AND VENT PIPE			
3.	⊙	COLD WATER SUPPLY PIPE			
4.	⊙	FLUSHING WATER SUPPLY PIPE			
5.	⊙	500 DOMESTIC WATER SUPPLY RISER PIPE TO FILL O.H.T			
6.	⊙	400 FLUSHING WATER SUPPLY RISER PIPE TO FILL O.H.T			
7.	⊙	40mm OD uPVC AIR VALVE			
8.	⊙	150mm OD uPVC SANITARY WASTE PIPE			
9.	⊙	150mm OD uPVC SOIL PIPE			
10.	⊙	110mm OD uPVC WASTE PIPE			
11.	⊙	40mm OD uPVC Soil pipe			
12.	⊙	40mm OD uPVC WASTE PIPE			
13.	⊙	50mm OD uPVC WASTE PIPE			
14.	⊙	FLOOR DRAIN (ELBOWLESS) WITH GRATING			
15.	⊙	1" TRAP WITH GRATING			
16.	⊙	URINAL TRAP			
17.	⊙	POO-FLOOR CLEAR OUT PLUG			
18.	⊙	COP-CLEAN OUT PLUG			

TERRACE PLAN- 2B

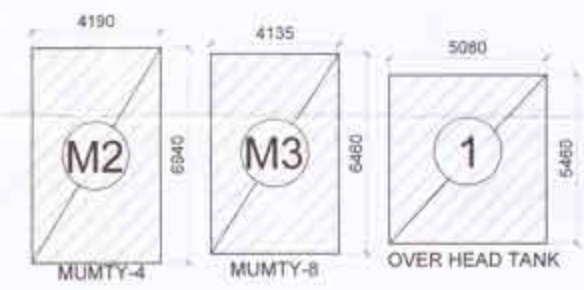
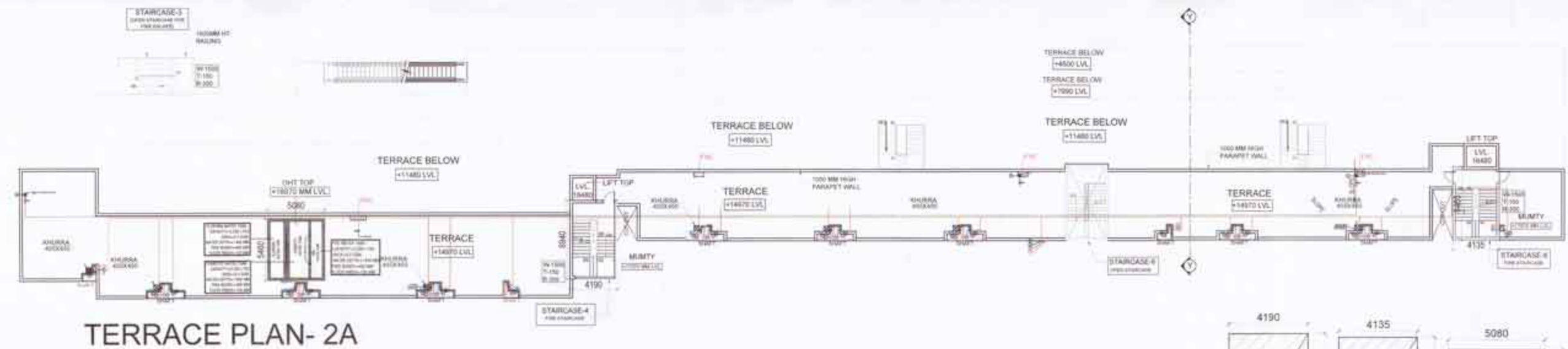


MUMTY & OVER HEAD TANK BLOCK- 2B						
PART	W	L	Nos	Area	Unit	
M1	4.435	x 6.160	x 1	27.320	Sq.mt	
1	5.080	x 5.460	x 1	27.737	Sq.mt	
TOTAL				55.056	Sq.mt	



**KEY PLAN**  
**PROJECT :**  
 APPROVAL OF REVISED BUILDING PLANS OF COMMERCIAL COLONY (UNDER MIXED LAND USE) MEASURING 35.79625 ACRES (LICENCE NO. 17 OF 2012 DATED 02.03.2012, LICENCE NO. 62 OF 2012 DATED 15.06.2012, LICENCE NO. 51 OF 2017 DATED 22-07-2017, LICENCE NO. 52 OF 2017 DATED 22-07-2017, LICENCE NO.133 OF 2022 DATED 26.08.2022, LICENCE NO.23 OF 2023 DATED 06.02.2023 & LICENCE NO 24 OF 2023 DATED 06.02.2023) SECTOR-79, FARIDABAD, HARYANA DEVELOPED BY OMAXE WORLD STREET PVT. LTD.

TERRACE PLAN- 2A



MUMTY & OVER HEAD TANK BLOCK- 2A						
PART	W	L	Nos	Area	Unit	
M2	4.190	x 6.940	x 1	29.079	Sq.mt	
M3	4.135	x 6.460	x 1	26.712	Sq.mt	
1	5.080	x 5.460	x 1	27.737	Sq.mt	
TOTAL				83.528	Sq.mt	

**DRAWING TITLE (BLOCK-2A & 2B) TERRACE PLAN**

DATE: AUGUST 2024 SCALE: 1:185

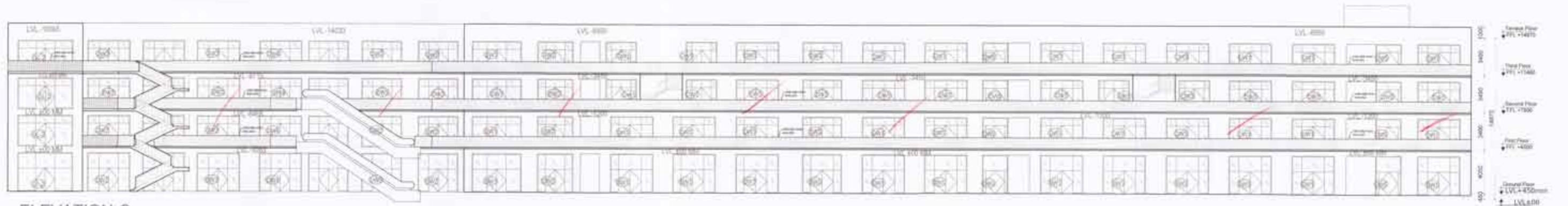
DEALT BY: OWNER ARCHITECT

Checked by: *[Signature]* KAMAL SHORE Architect CA/2003/32132

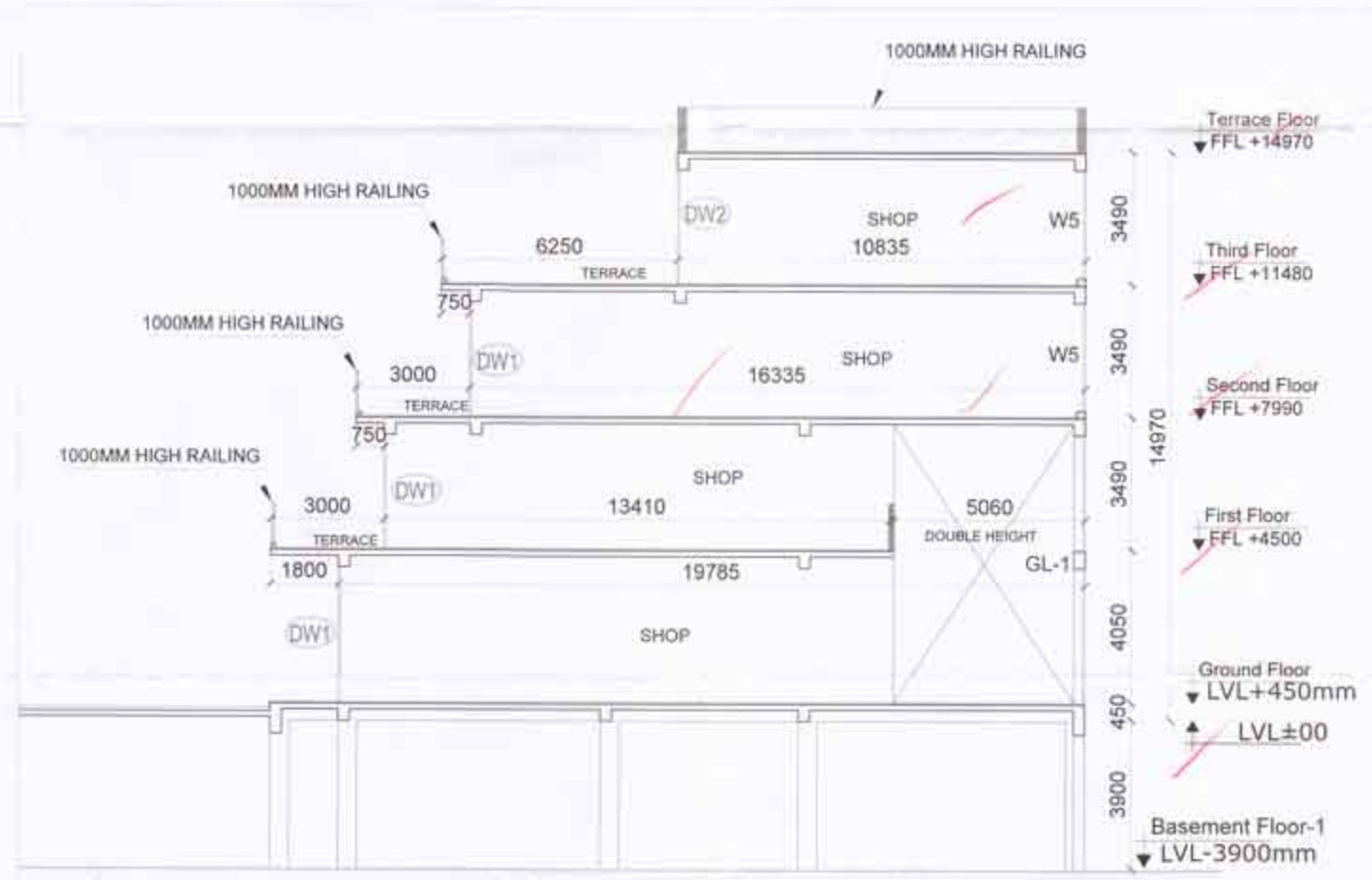
WORLD STREET SHEET NO. BLK2A\_2B-5



ELEVATION-B



ELEVATION-C



SECTION - XX



KEY PLAN

**PROJECT :**  
 APPROVAL OF REVISED BUILDING PLANS OF COMMERCIAL COLONY (UNDER MIXED LAND USE) MEASURING 35.79625 ACRES (LICENCE NO. 17 OF 2012 DATED 02.03.2012, LICENSE NO. 62 OF 2012 DATED 15.06.2012, LICENSE NO. 51 OF 2017 DATED 22-07-2017, LICENSE NO. 52 OF 2017 DATED 22-07-2017, LICENSE NO.133 OF 2022 DATED 26.08.2022, LICENCE NO.23 OF 2023 DATED 06.02.2023 & LICENCE NO 24 OF 2023 DATED 06.02.2023) SECTOR-79, FARIDABAD, HARYANA DEVELOPED BY OMAXE WORLD STREET PVT. LTD.

**DRAWING TITLE**  
 (BLOCK-2B)  
 ELEVATION & SECTION

DATE : AUGUST 2024	SCALE : 1:150
DEALT BY:	CHECKED BY:
<b>OWNER</b>	<b>ARCHITECT</b>
<i>(Signature)</i>	KAMAL KISHORE Architect CA200322127

**SHEET NO.**  
 BLK2B-6





GROUND FLOOR CARPET AREA

CARPET AREA OF GROUND FLOOR BLOCK-2B			
S.34	5.710	15.330	87.000
G-34 TO G-35	5.480	15.330	83.844
G-36	5.000	15.330	76.665
G-37	4.000	15.330	61.320
G-38 TO G-41	5.000	15.330	76.665
G-42 TO G-45	5.000	15.330	76.665
G-46A	5.000	15.330	76.665
G-46B	5.000	15.330	76.665
G-46C	5.000	15.330	76.665
G-46D	5.000	15.330	76.665
G-46E	5.000	15.330	76.665
G-46F	5.000	15.330	76.665
G-46G	5.000	15.330	76.665
G-46H	5.000	15.330	76.665
G-46I	5.000	15.330	76.665
G-46J	5.000	15.330	76.665
G-46K	5.000	15.330	76.665
G-46L	5.000	15.330	76.665
G-46M	5.000	15.330	76.665
G-46N	5.000	15.330	76.665
G-46O	5.000	15.330	76.665
G-46P	5.000	15.330	76.665
G-46Q	5.000	15.330	76.665
G-46R	5.000	15.330	76.665
G-46S	5.000	15.330	76.665
G-46T	5.000	15.330	76.665
G-46U	5.000	15.330	76.665
G-46V	5.000	15.330	76.665
G-46W	5.000	15.330	76.665
G-46X	5.000	15.330	76.665
G-46Y	5.000	15.330	76.665
G-46Z	5.000	15.330	76.665
TOTAL	117.000	330.000	1881.777

CARPET AREA OF FIRST FLOOR BLOCK-2B			
S.34	5.710	15.330	87.000
G-34 TO G-35	5.480	15.330	83.844
G-36	5.000	15.330	76.665
G-37	4.000	15.330	61.320
G-38 TO G-41	5.000	15.330	76.665
G-42 TO G-45	5.000	15.330	76.665
G-46A	5.000	15.330	76.665
G-46B	5.000	15.330	76.665
G-46C	5.000	15.330	76.665
G-46D	5.000	15.330	76.665
G-46E	5.000	15.330	76.665
G-46F	5.000	15.330	76.665
G-46G	5.000	15.330	76.665
G-46H	5.000	15.330	76.665
G-46I	5.000	15.330	76.665
G-46J	5.000	15.330	76.665
G-46K	5.000	15.330	76.665
G-46L	5.000	15.330	76.665
G-46M	5.000	15.330	76.665
G-46N	5.000	15.330	76.665
G-46O	5.000	15.330	76.665
G-46P	5.000	15.330	76.665
G-46Q	5.000	15.330	76.665
G-46R	5.000	15.330	76.665
G-46S	5.000	15.330	76.665
G-46T	5.000	15.330	76.665
G-46U	5.000	15.330	76.665
G-46V	5.000	15.330	76.665
G-46W	5.000	15.330	76.665
G-46X	5.000	15.330	76.665
G-46Y	5.000	15.330	76.665
G-46Z	5.000	15.330	76.665
TOTAL	117.000	330.000	1881.777

CARPET AREA OF SECOND FLOOR BLOCK-2B			
S.34	5.710	15.330	87.000
G-34 TO G-35	5.480	15.330	83.844
G-36	5.000	15.330	76.665
G-37	4.000	15.330	61.320
G-38 TO G-41	5.000	15.330	76.665
G-42 TO G-45	5.000	15.330	76.665
G-46A	5.000	15.330	76.665
G-46B	5.000	15.330	76.665
G-46C	5.000	15.330	76.665
G-46D	5.000	15.330	76.665
G-46E	5.000	15.330	76.665
G-46F	5.000	15.330	76.665
G-46G	5.000	15.330	76.665
G-46H	5.000	15.330	76.665
G-46I	5.000	15.330	76.665
G-46J	5.000	15.330	76.665
G-46K	5.000	15.330	76.665
G-46L	5.000	15.330	76.665
G-46M	5.000	15.330	76.665
G-46N	5.000	15.330	76.665
G-46O	5.000	15.330	76.665
G-46P	5.000	15.330	76.665
G-46Q	5.000	15.330	76.665
G-46R	5.000	15.330	76.665
G-46S	5.000	15.330	76.665
G-46T	5.000	15.330	76.665
G-46U	5.000	15.330	76.665
G-46V	5.000	15.330	76.665
G-46W	5.000	15.330	76.665
G-46X	5.000	15.330	76.665
G-46Y	5.000	15.330	76.665
G-46Z	5.000	15.330	76.665
TOTAL	117.000	330.000	1881.777

CARPET AREA OF THIRD FLOOR BLOCK-2B			
S.34	5.710	15.330	87.000
G-34 TO G-35	5.480	15.330	83.844
G-36	5.000	15.330	76.665
G-37	4.000	15.330	61.320
G-38 TO G-41	5.000	15.330	76.665
G-42 TO G-45	5.000	15.330	76.665
G-46A	5.000	15.330	76.665
G-46B	5.000	15.330	76.665
G-46C	5.000	15.330	76.665
G-46D	5.000	15.330	76.665
G-46E	5.000	15.330	76.665
G-46F	5.000	15.330	76.665
G-46G	5.000	15.330	76.665
G-46H	5.000	15.330	76.665
G-46I	5.000	15.330	76.665
G-46J	5.000	15.330	76.665
G-46K	5.000	15.330	76.665
G-46L	5.000	15.330	76.665
G-46M	5.000	15.330	76.665
G-46N	5.000	15.330	76.665
G-46O	5.000	15.330	76.665
G-46P	5.000	15.330	76.665
G-46Q	5.000	15.330	76.665
G-46R	5.000	15.330	76.665
G-46S	5.000	15.330	76.665
G-46T	5.000	15.330	76.665
G-46U	5.000	15.330	76.665
G-46V	5.000	15.330	76.665
G-46W	5.000	15.330	76.665
G-46X	5.000	15.330	76.665
G-46Y	5.000	15.330	76.665
G-46Z	5.000	15.330	76.665
TOTAL	117.000	330.000	1881.777



FIRST FLOOR CARPET AREA



SECOND FLOOR CARPET AREA



THIRD FLOOR CARPET AREA



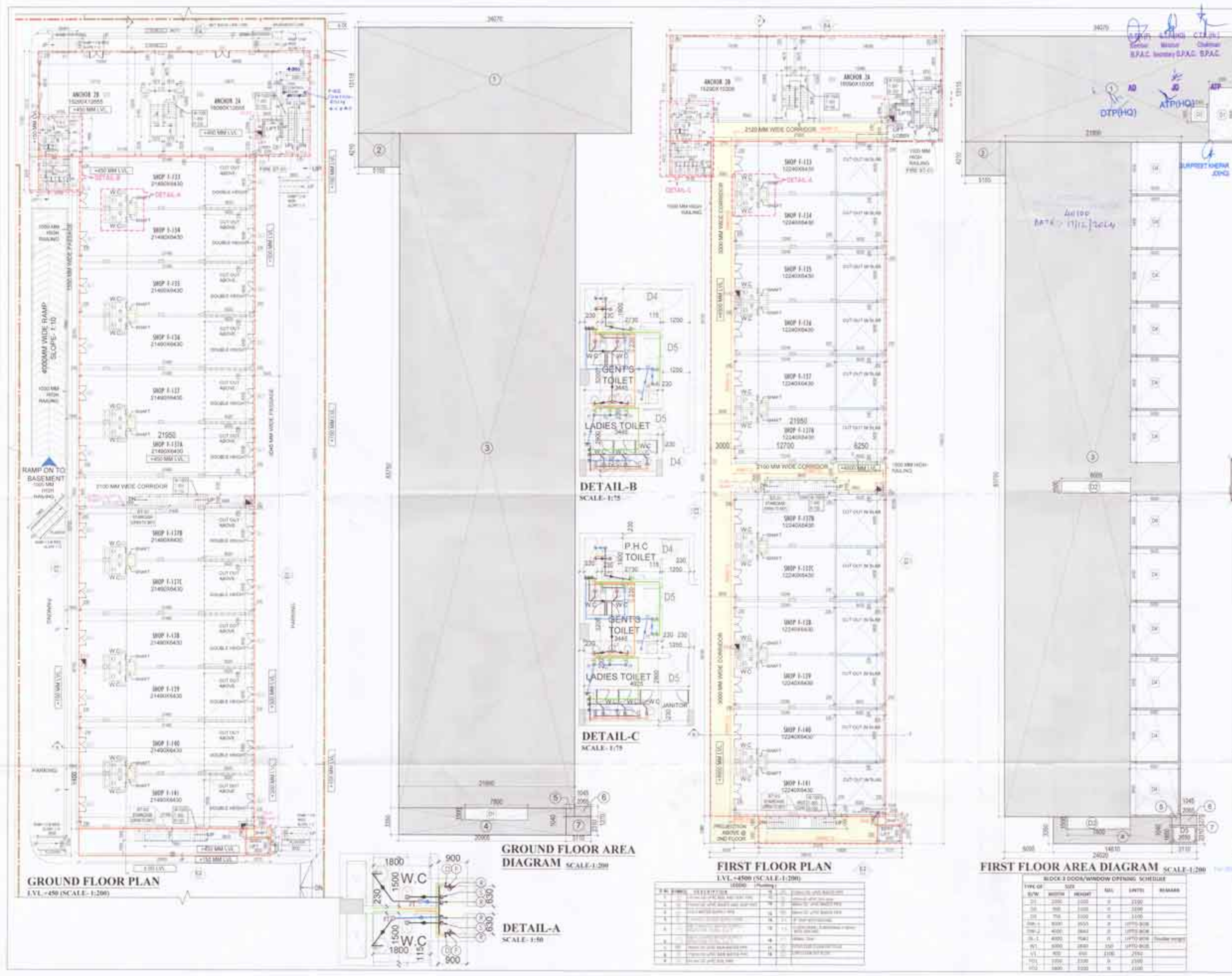
**PROJECT :**  
 APPROVAL OF REVISED BUILDING PLANS OF COMMERCIAL COLONY (UNDER MIXED LAND USE) MEASURING 35.79625 ACRES (LICENCE NO. 17 OF 2012 DATED 02.03.2012, LICENCE NO. 62 OF 2012 DATED 15.06.2012, LICENCE NO. 51 OF 2017 DATED 22-07-2017, LICENCE NO. 52 OF 2017 DATED 22-07-2017, LICENCE NO.133 OF 2022 DATED 26.08.2022, LICENCE NO.23 OF 2023 DATED 06.02.2023 & LICENCE NO.24 OF 2023 DATED 06.02.2023) SECTOR-79, FARIDABAD, HARYANA DEVELOPED BY OMAXE WORLD STREET PVT. LTD.

**DRAWING TITLE**  
 (BLOCK-2B)  
 GROUND TO THIRD FLOOR  
 CARPET AREA

DATE : AUGUST 2024 SCALE : 1:250  
 DEALT BY : CHECKED BY :  
 OWNER : ARCHITECT :  
 KAMA SINGH MORE  
 Architect  
 CA/2003/32132

SHEET NO.  
 BLK2B-7





**FAR CALCULATION OF GROUND FLOOR BLOCK-3**

PART	L	W	Net Area	Area	USE
1	34.070	11.111	4	446.828	Sq.mtr
2	5.555	4.210	2	23.707	Sq.mtr
3	21.900	25.700	2	1828.112	Sq.mtr
4	10.900	5.900	2	70.020	Sq.mtr
5	1.000	1.040	2	2.080	Sq.mtr
6	2.000	1.270	2	2.540	Sq.mtr
7	1.110	2.310	2	2.540	Sq.mtr
<b>TOTAL</b>				<b>2387.786</b>	<b>Sq.mtr</b>

TOTAL BUILT UP AREA = 2387.786 Sq.mtr  
 TOTAL GROUND COVERAGE FOC = 2387.786 Sq.mtr  
 TOTAL FAR GROUND FLOOR FOC = 2387.786

**FAR CALCULATION OF FIRST FLOOR OF BLOCK-3**

PART	L	W	Net Area	Area	USE
1	34.070	11.111	4	446.828	Sq.mtr
2	5.555	4.210	2	23.707	Sq.mtr
3	21.900	25.700	2	1828.112	Sq.mtr
4	11.800	3.300	2	48.960	Sq.mtr
5	1.040	1.040	2	2.080	Sq.mtr
6	2.000	3.270	2	2.422	Sq.mtr
7	1.110	2.310	2	2.540	Sq.mtr
<b>TOTAL</b>				<b>1869.228</b>	<b>Sq.mtr</b>

**Non-FAR AREA**

01	3.300	4.000	2	26.400	Sq.mtr
02	4.000	4.400	2	35.200	Sq.mtr
03	2.000	1.000	2	4.000	Sq.mtr
<b>TOTAL</b>				<b>65.600</b>	<b>Sq.mtr</b>

**TOTAL FAR OF FIRST FLOOR OF BLOCK-3** = 1869.228 Sq.mtr



**PROJECT :**  
 APPROVAL OF REVISED BUILDING PLANS OF COMMERCIAL COLONY (UNDER MIXED LAND USE) MEASURING 35.79625 ACRES (LICENCE NO. 17 OF 2012 DATED 02.03.2012, LICENSE NO. 62 OF 2012 DATED 15.06.2012, LICENSE NO. 51 OF 2017 DATED 22-07-2017, LICENSE NO. 52 OF 2017 DATED 22-07-2017, LICENSE NO.133 OF 2022 DATED 26.08.2022, LICENCE NO.23 OF 2023 DATED 06.02.2023 & LICENCE NO 24 OF 2023 DATED 06.02.2023) SECTOR-79, FARIDABAD, HARYANA DEVELOPED BY OMAXE WORLD STREET PVT. LTD.

**DRAWING TITLE**  
**BLOCK-3**  
**GROUND & FIRST FLOOR**  
**PLAN & AREA DIAGRAM**

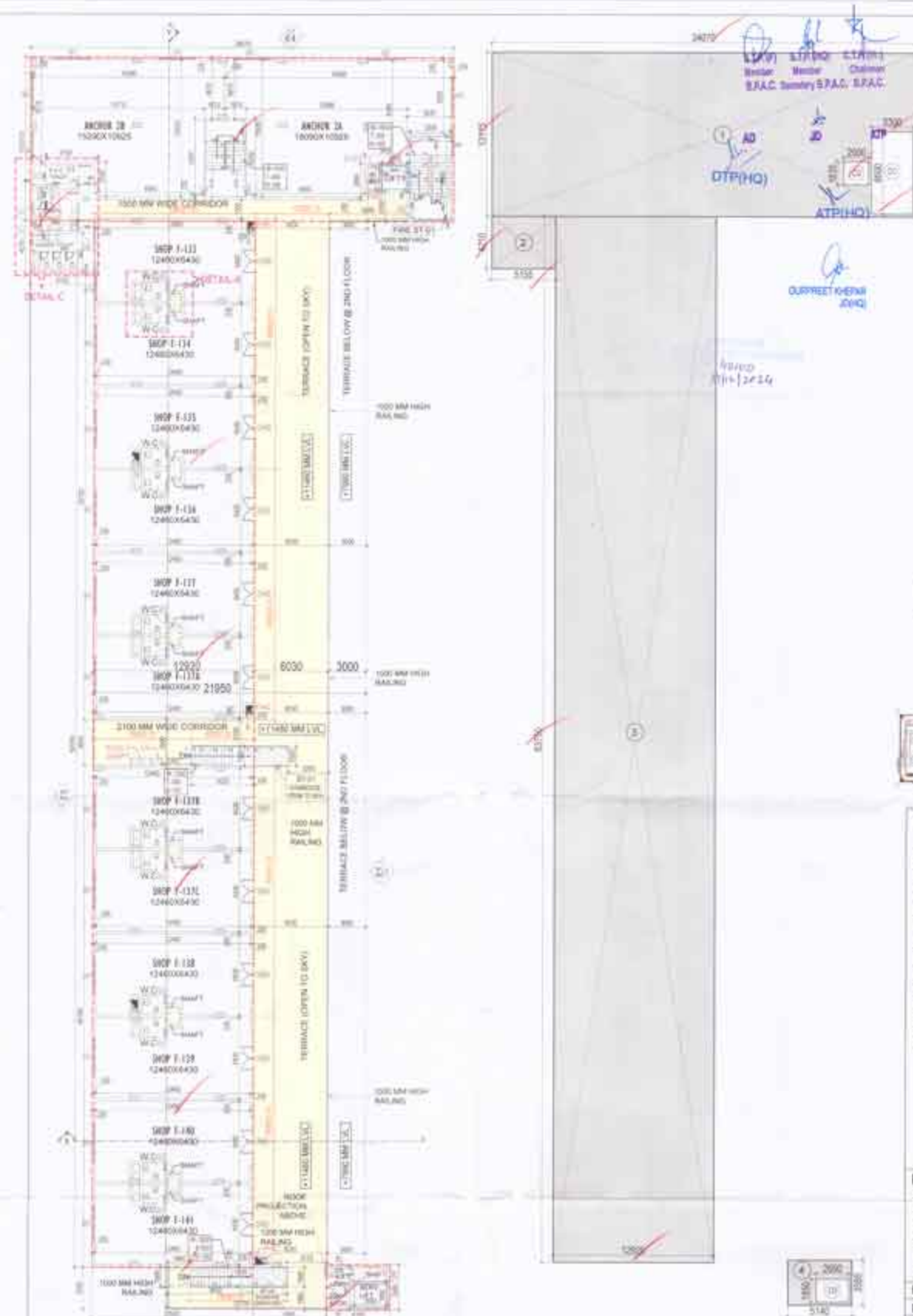
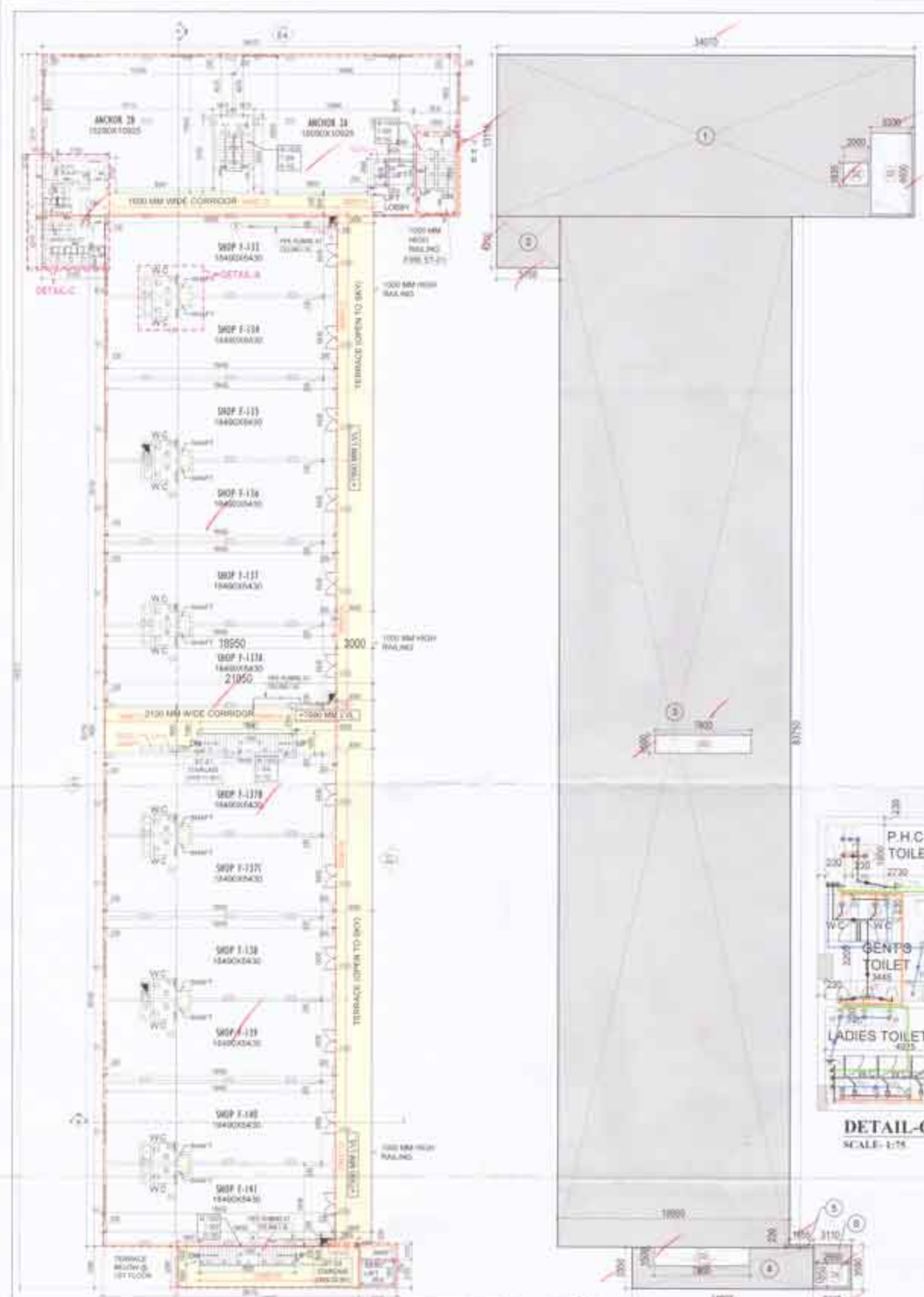
DATE : SEPTEMBER 2024 SCALE : AS/DWG  
 DEALT BY : CHECKED BY :  
 OWNER : ARCHITECT :  
 KAMAL KISHORE  
 Architect  
 CA-260/102/102

SHEET NO.  
**BLK3-1**



**BLOCK-3 DOOR/WINDOW OPENING SCHEDULE**

TYPE OF	SIZE	NO.	UNIT	REMARKS
D1	2100 X 1000	2	2100	
D2	1800 X 1000	2	1800	
D3	1500 X 1000	2	1500	
D4	1200 X 1000	2	1200	
D5	900 X 1000	2	900	
D6	600 X 1000	2	600	
D7	400 X 1000	2	400	
D8	300 X 1000	2	300	
D9	200 X 1000	2	200	
D10	150 X 1000	2	150	
D11	100 X 1000	2	100	
D12	500 X 1000	2	500	
D13	400 X 1000	2	400	
D14	300 X 1000	2	300	
D15	200 X 1000	2	200	
D16	150 X 1000	2	150	
D17	100 X 1000	2	100	
D18	500 X 1000	2	500	
D19	400 X 1000	2	400	
D20	300 X 1000	2	300	
D21	200 X 1000	2	200	
D22	150 X 1000	2	150	
D23	100 X 1000	2	100	
D24	500 X 1000	2	500	
D25	400 X 1000	2	400	
D26	300 X 1000	2	300	
D27	200 X 1000	2	200	
D28	150 X 1000	2	150	
D29	100 X 1000	2	100	
D30	500 X 1000	2	500	
D31	400 X 1000	2	400	
D32	300 X 1000	2	300	
D33	200 X 1000	2	200	
D34	150 X 1000	2	150	
D35	100 X 1000	2	100	
D36	500 X 1000	2	500	
D37	400 X 1000	2	400	
D38	300 X 1000	2	300	
D39	200 X 1000	2	200	
D40	150 X 1000	2	150	
D41	100 X 1000	2	100	
D42	500 X 1000	2	500	
D43	400 X 1000	2	400	
D44	300 X 1000	2	300	
D45	200 X 1000	2	200	
D46	150 X 1000	2	150	
D47	100 X 1000	2	100	
D48	500 X 1000	2	500	
D49	400 X 1000	2	400	
D50	300 X 1000	2	300	
D51	200 X 1000	2	200	
D52	150 X 1000	2	150	
D53	100 X 1000	2	100	
D54	500 X 1000	2	500	
D55	400 X 1000	2	400	
D56	300 X 1000	2	300	
D57	200 X 1000	2	200	
D58	150 X 1000	2	150	
D59	100 X 1000	2	100	
D60	500 X 1000	2	500	
D61	400 X 1000	2	400	
D62	300 X 1000	2	300	
D63	200 X 1000	2	200	
D64	150 X 1000	2	150	
D65	100 X 1000	2	100	
D66	500 X 1000	2	500	
D67	400 X 1000	2	400	
D68	300 X 1000	2	300	
D69	200 X 1000	2	200	
D70	150 X 1000	2	150	
D71	100 X 1000	2	100	
D72	500 X 1000	2	500	
D73	400 X 1000	2	400	
D74	300 X 1000	2	300	
D75	200 X 1000	2	200	
D76	150 X 1000	2	150	
D77	100 X 1000	2	100	
D78	500 X 1000	2	500	
D79	400 X 1000	2	400	
D80	300 X 1000	2	300	
D81	200 X 1000	2	200	
D82	150 X 1000	2	150	
D83	100 X 1000	2	100	
D84	500 X 1000	2	500	
D85	400 X 1000	2	400	
D86	300 X 1000	2	300	
D87	200 X 1000	2	200	
D88	150 X 1000	2	150	
D89	100 X 1000	2	100	
D90	500 X 1000	2	500	
D91	400 X 1000	2	400	
D92	300 X 1000	2	300	
D93	200 X 1000	2	200	
D94	150 X 1000	2	150	
D95	100 X 1000	2	100	
D96	500 X 1000	2	500	
D97	400 X 1000	2	400	
D98	300 X 1000	2	300	
D99	200 X 1000	2	200	
D100	150 X 1000	2	150	
D101	100 X 1000	2	100	
D102	500 X 1000	2	500	
D103	400 X 1000	2	400	
D104	300 X 1000	2	300	
D105	200 X 1000	2	200	
D106	150 X 1000	2	150	
D107	100 X 1000	2	100	
D108	500 X 1000	2	500	
D109	400 X 1000	2	400	
D110	300 X 1000	2	300	
D111	200 X 1000	2	200	
D112	150 X 1000	2	150	
D113	100 X 1000	2	100	
D114	500 X 1000	2	500	
D115	400 X 1000	2	400	
D116	300 X 1000	2	300	
D117	200 X 1000	2	200	
D118	150 X 1000	2	150	
D119	100 X 1000	2	100	
D120	500 X 1000	2	500	
D121	400 X 1000	2	400	
D122	300 X 1000	2	300	
D123	200 X 1000	2	200	
D124	150 X 1000	2	150	
D125	100 X 1000	2	100	
D126	500 X 1000	2	500	
D127	400 X 1000	2	400	
D128	300 X 1000	2	300	
D129	200 X 1000	2	200	
D130	150 X 1000	2	150	
D131	100 X 1000	2	100	
D132	500 X 1000	2	500	
D133	400 X 1000	2	400	
D134	300 X 1000	2	300	
D135	200 X 1000	2	200	
D136	150 X 1000	2	150	
D137	100 X 1000	2	100	
D138	500 X 1000	2	500	
D139	400 X 1000	2	400	
D140	300 X 1000	2	300	
D141	200 X 1000	2	200	
D142	150 X 1000	2	150	
D143	100 X 1000	2	100	
D144	500 X 1000	2	500	
D145	400 X 1000	2	400	
D146	300 X 1000	2	300	
D147	200 X 1000	2	200	
D148	150 X 1000	2	150	
D149	100 X 1000	2	100	
D150	500 X 1000	2	500	
D151	400 X 1000	2	400	
D152	300 X 1000	2	300	
D153	200 X 1000	2	200	
D154	150 X 1000	2	150	
D155	100 X 1000	2	100	
D156	500 X 1000	2	500	
D157	400 X 1000	2	400	
D158	300 X 1000	2	300	
D159	200 X 1000	2	200	
D160	150 X 1000	2	150	
D161	100 X 1000	2	100	
D162	500 X 1000	2	500	
D163	400 X 1000	2	400	
D164	300 X 1000	2	300	
D165	200 X 1000	2	200	
D166	150 X 1000	2	150	
D167	100 X 1000	2	100	
D168	500 X 1000	2	500	
D169	400 X 1000	2	400	
D170	300 X 1000	2	300	
D171	200 X 1000	2	200	
D172	150 X 1000	2	150	
D173	100 X 1000	2	100	
D174	500 X 1000	2	500	
D175	400 X 1000	2	400	
D176	300 X 1000	2	300	
D177	200 X 1000	2	200	
D178	150 X 1000	2	150	
D179	100 X 1000	2	100	
D180	500 X 1000	2	500	
D181	400 X 1000	2	400	
D182	300 X 1000	2	300	
D183	200 X 1000	2	200	
D184	150 X 1000	2	150	
D185	100 X 1000	2	100	
D186	500 X 1000	2	500	
D187	400 X 1000	2	400	
D188	300 X 1000	2	300	
D189	200 X 1000	2	200	
D190	150 X 1000			




**FAR CALCULATION FOR SECOND FLOOR BLOCK-3**

PART	W	L	NO.	Area	Level
1	14.075	11.115	4	447.528	Sc.m
2	14.075	4.210	4	237.920	Sc.m
3	14.075	10.150	4	572.250	Sc.m
4	14.075	1.800	4	101.400	Sc.m
5	1.800	0.230	4	1.560	Sc.m
6	3.110	3.380	4	41.732	Sc.m
<b>TOTAL</b>					<b>1363.390</b>

**FAR CALCULATION FOR THIRD FLOOR BLOCK-3**

PART	W	L	NO.	Area	Level
1	14.075	11.115	4	447.528	Sc.m
2	14.075	4.210	4	237.920	Sc.m
3	14.075	10.150	4	572.250	Sc.m
4	14.075	1.800	4	101.400	Sc.m
<b>TOTAL</b>					<b>1363.390</b>



**PROJECT :**  
 APPROVAL OF REVISED BUILDING PLANS OF COMMERCIAL COLONY (UNDER MIXED LAND USE) MEASURING 35.79625 ACRES (LICENCE NO. 17 OF 2012 DATED 02.03.2012, LICENSE NO. 62 OF 2012 DATED 15.06.2012, LICENSE NO. 51 OF 2017 DATED 22-07-2017, LICENSE NO. 52 OF 2017 DATED 22-07-2017, LICENSE NO. 133 OF 2022 DATED 26.08.2022, LICENSE NO. 23 OF 2023 DATED 06.02.2023 & LICENSE NO 24 OF 2023 DATED 06.02.2023) SECTOR-79, FARIDABAD, HARYANA DEVELOPED BY OMAXE WORLD STREET PVT. LTD.

**DRAWING TITLE**  
**BLOCK-3**  
**2ND & 3RD FLOOR PLAN & AREA DIAGRAM**

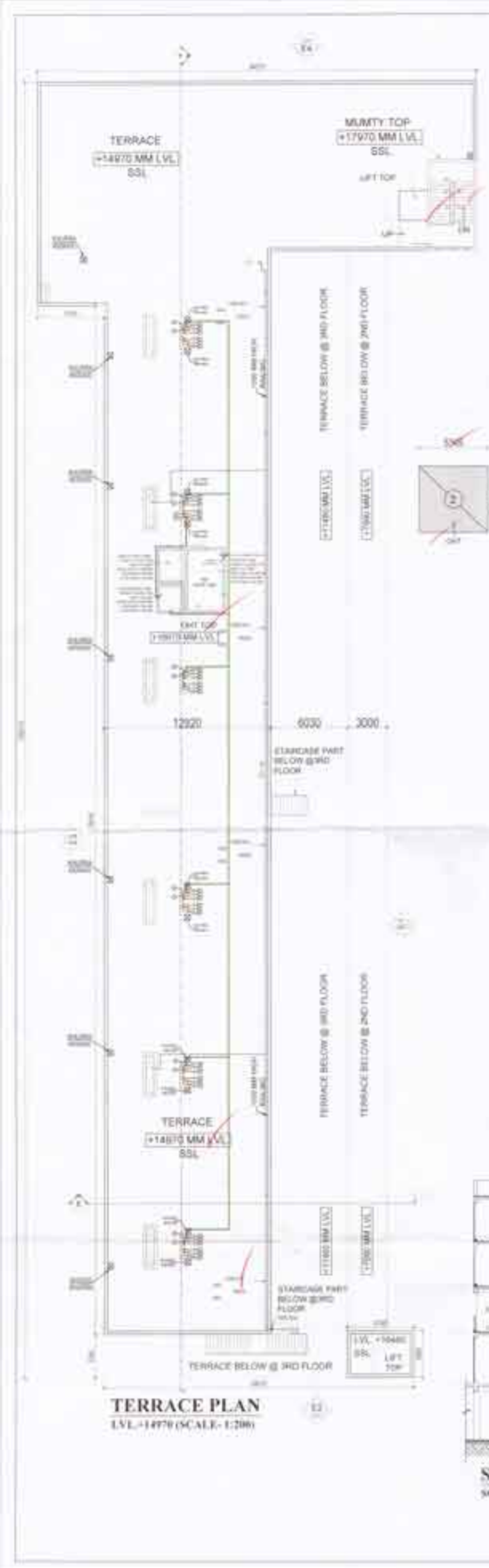
DATE : SEPTEMBER 2024  
 DEALT BY: [Signature]  
 OWNER: [Signature]  
 ARCHITECT: KAMAL KISHORE, Architect, CA/2003/32132

SHEET NO.  
**BLK3-2**

**BLOCK-3 DOOR/WINDOW OPENING SCHEDULE**

TYPE OF	SIZE	NO.	UNIT	REMARK
D1	900	1550	0	2150
D2	900	1550	0	2150
D3	750	1550	0	2150
D4	800	800	0	10770 SC.M
D5	800	2840	0	10770 SC.M
D6	800	1040	0	10770 SC.M
D7	800	800	130	10770 SC.M



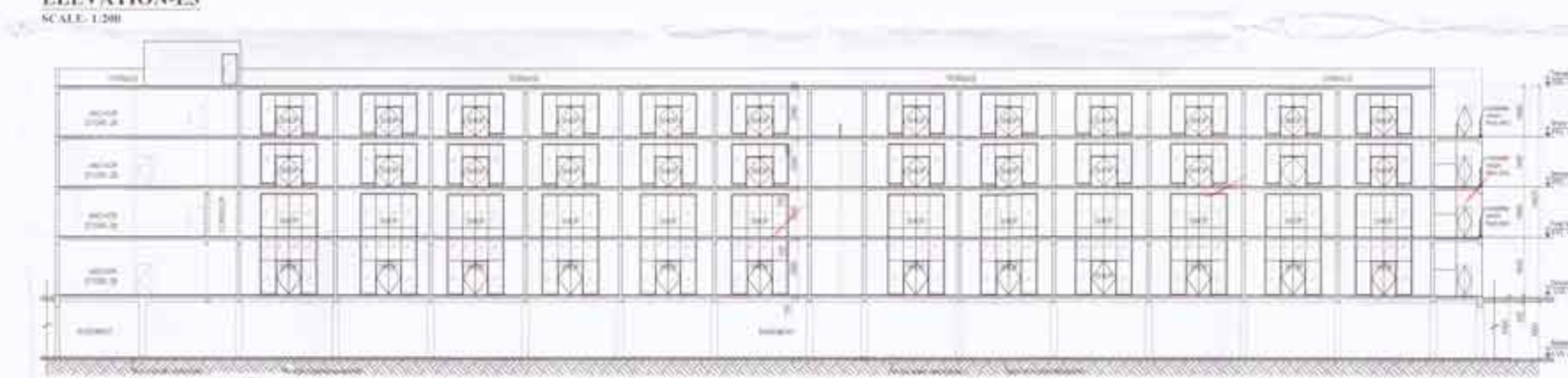


**BIA CALCULATION OF MUMTY & OHT AREA FOR BLOCK-3**

PART	W	L	W	Area	Unit
1	7.70	7.00	1	53.90	Sq.mtr
2	5.145	5.125	1	26.37	Sq.mtr
<b>TOTAL BIA OF BLOCK-3 MUMTY &amp; OHT</b>					<b>80.27</b>

**LEGEND**

NO.	DESCRIPTION	SYMBOL
1	...	...
2	...	...
3	...	...
4	...	...
5	...	...
6	...	...
7	...	...
8	...	...
9	...	...
10	...	...



**PROJECT :**  
APPROVAL OF REVISED BUILDING PLANS OF COMMERCIAL COLONY (UNDER MIXED LAND USE) MEASURING 35.79625 ACRES (LICENCE NO. 17 OF 2012 DATED 02.03.2012, LICENCE NO. 62 OF 2012 DATED 15.06.2012, LICENCE NO. 51 OF 2017 DATED 22-07-2017, LICENCE NO. 52 OF 2017 DATED 22-07-2017, LICENCE NO. 133 OF 2022 DATED 26.08.2022, LICENCE NO. 23 OF 2023 DATED 06.02.2023 & LICENCE NO 24 OF 2023 DATED 06.02.2023) SECTOR-79, FARIDABAD, HARYANA DEVELOPED BY OMAXE WORLD STREET PVT. LTD.

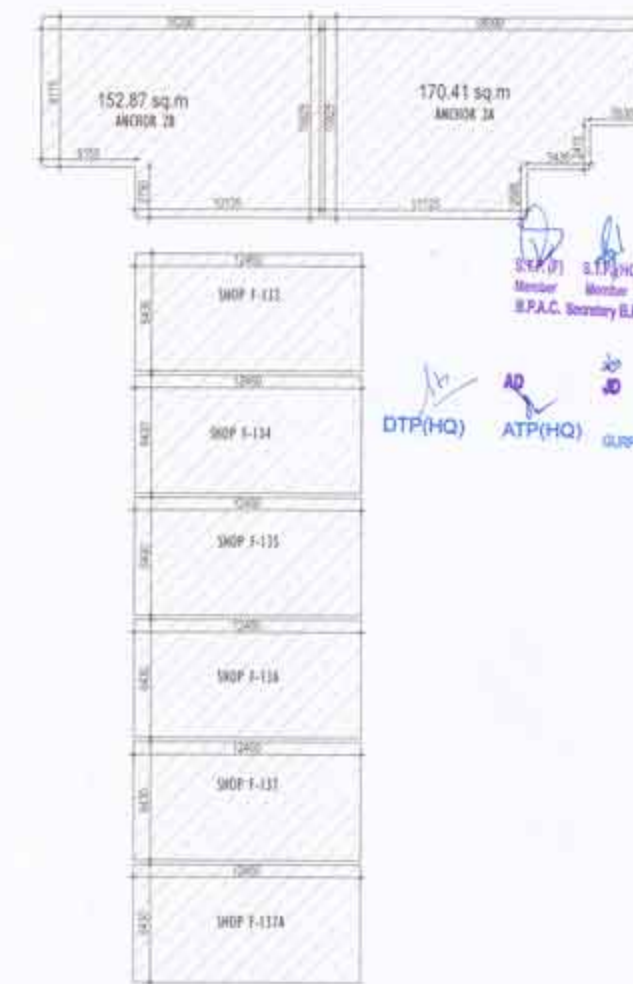
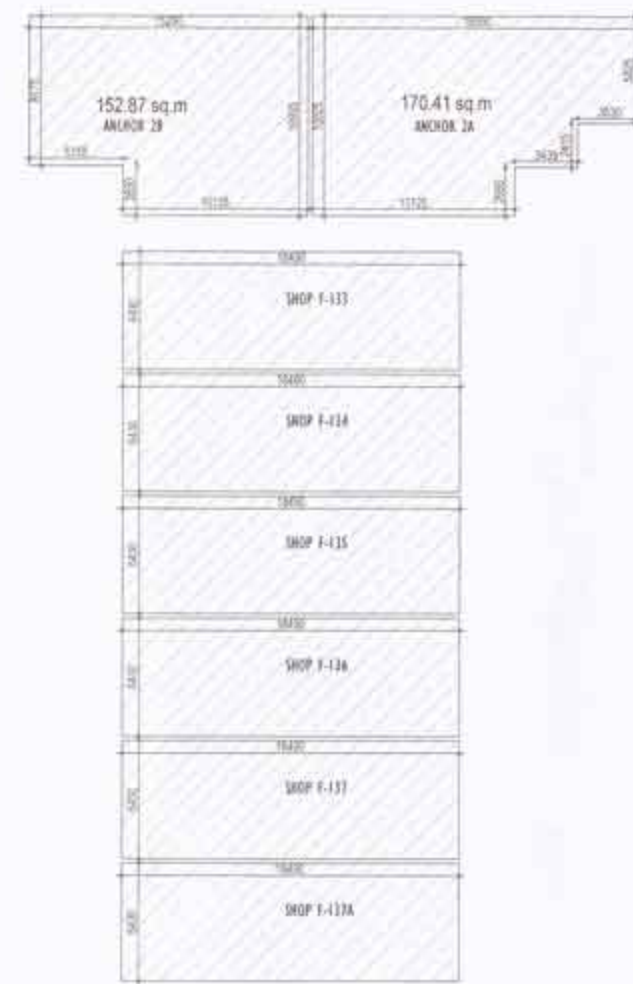

**DRAWING TITLE**  
**BLOCK-3**  
**TERRACE PLAN, GROUND**  
**COVERGE, SECTIONS &**  
**ELEVATIONS**

DATE : SEPTEMBER 2024 SCALE : AS/DWG.  
DEALT BY: CHECKED BY:

OWNER ARCHITECT  
KAMAL KESHORE  
Architect  
CA/2003/32132

SHEET NO.  
**BLK3-3**





SEP (P) Member  
 ETP (HQ) Member  
 C.TY. (P) Chairman  
 B.P.A.C. Secretary  
 B.P.A.C. B.P.A.C.  
 DTP (HQ)  
 ATP (HQ)  
 GURPREET KHEHAR JKHQ  
 AD  
 JO  
 ATP

CARPET AREA GROUND FLOOR BLOCK-3					
SHOP NO.	L	W	NOS.	Area	Unit
ANCHOR 2A	AS MENTIONED		1	178.25	Sq.mt
ANCHOR 2B	AS MENTIONED		1	170.40	Sq.mt
F-133 TO F-141	21.50 X 6.430	6	12	1658.94	Sq.mt
<b>TOTAL CARPET AREA AT GROUND FLOOR BLOCK-3 2007.590 Sq.mt</b>					

CARPET AREA FIRST FLOOR BLOCK-3					
SHOP NO.	L	W	NOS.	Area	Unit
ANCHOR 2A	AS MENTIONED		1	163.51	Sq.mt
ANCHOR 2B	AS MENTIONED		1	146.58	Sq.mt
F-133 TO F-141	12.67 X 6.430	12	12	962.19	Sq.mt
<b>TOTAL CARPET AREA AT FIRST FLOOR BLOCK-3 1272.275 Sq.mt</b>					

CARPET AREA SECOND FLOOR BLOCK-3					
SHOP NO.	L	W	NOS.	Area	Unit
ANCHOR 2A	AS MENTIONED		1	170.41	Sq.mt
ANCHOR 2B	AS MENTIONED		1	152.87	Sq.mt
F-133 TO F-141	18.49 X 6.430	12	12	1426.69	Sq.mt
<b>TOTAL CARPET AREA AT SECOND FLOOR BLOCK-3 1749.968 Sq.mt</b>					

CARPET AREA THIRD FLOOR BLOCK-3					
SHOP NO.	L	W	NOS.	Area	Unit
ANCHOR 2A	AS MENTIONED		1	170.41	Sq.mt
ANCHOR 2B	AS MENTIONED		1	152.87	Sq.mt
F-133 TO F-141	12.66 X 6.430	12	12	961.41	Sq.mt
<b>TOTAL CARPET AREA AT THIRD FLOOR BLOCK-3 1284.694 Sq.mt</b>					



**PROJECT :**  
 APPROVAL OF REVISED BUILDING PLANS OF COMMERCIAL COLONY (UNDER MIXED LAND USE) MEASURING 35.79625 ACRES (LICENCE NO. 17 OF 2012 DATED 02.03.2012, LICENCE NO. 62 OF 2012 DATED 15.06.2012, LICENCE NO. 51 OF 2017 DATED 22-07-2017, LICENCE NO. 52 OF 2017 DATED 22-07-2017, LICENCE NO.133 OF 2022 DATED 26.08.2022, LICENCE NO.23 OF 2023 DATED 06.02.2023 & LICENCE NO 24 OF 2023 DATED 06.02.2023) SECTOR-79, FARIDABAD, HARYANA DEVELOPED BY OMAXE WORLD STREET PVT. LTD.

**DRAWING TITLE**  
**BLOCK-3**  
**GROUND, FIRST, SECOND & THIRD FLOOR CARPET AREA DIAGRAM**

DATE : SEPTEMBER 2024 SCALE : AS/DWG.  
 DEALT BY: OWNER CHECKED BY: ARCHITECT

For Omaxe World Street Private Limited  
 Authorized Signatory  
 KAMAL KISHORE  
 Architect  
 CA/2003/32132

WORLD STREET SHEET NO. BLK3-4

GROUND FLOOR CARPET AREA DIAGRAM  
 SCALE-1:200

FIRST FLOOR CARPET AREA DIAGRAM  
 SCALE-1:200

SECOND FLOOR CARPET AREA DIAGRAM  
 SCALE-1:200

THIRD FLOOR CARPET AREA DIAGRAM  
 SCALE-1:200

40000  
 17/11/2024



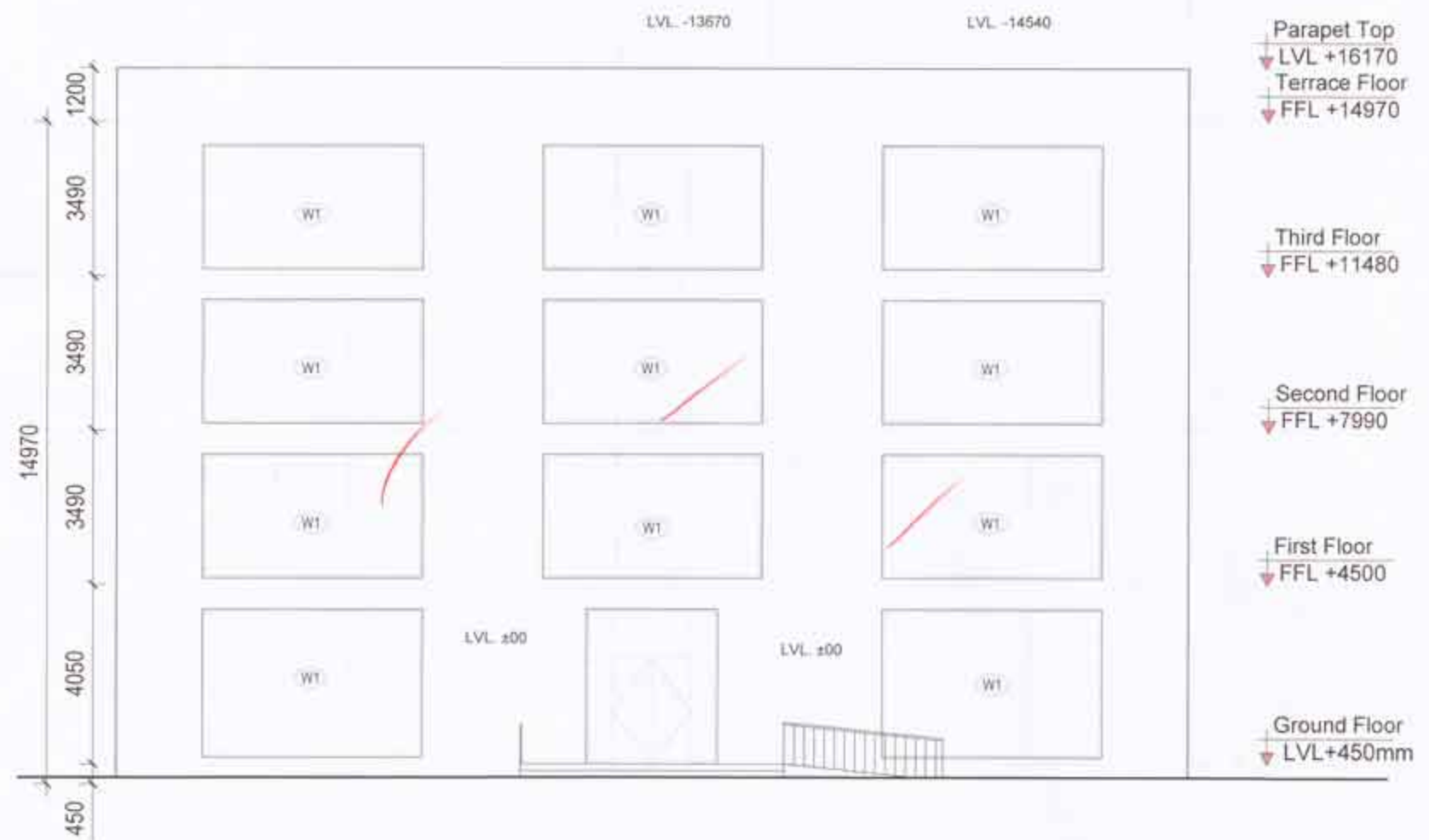


S.P.P. Member  
S.P. (HQ) Member  
C.T.P. (Hr.) Chairman  
B.P.A.C. Secretary B.P.A.C. B.P.A.C.

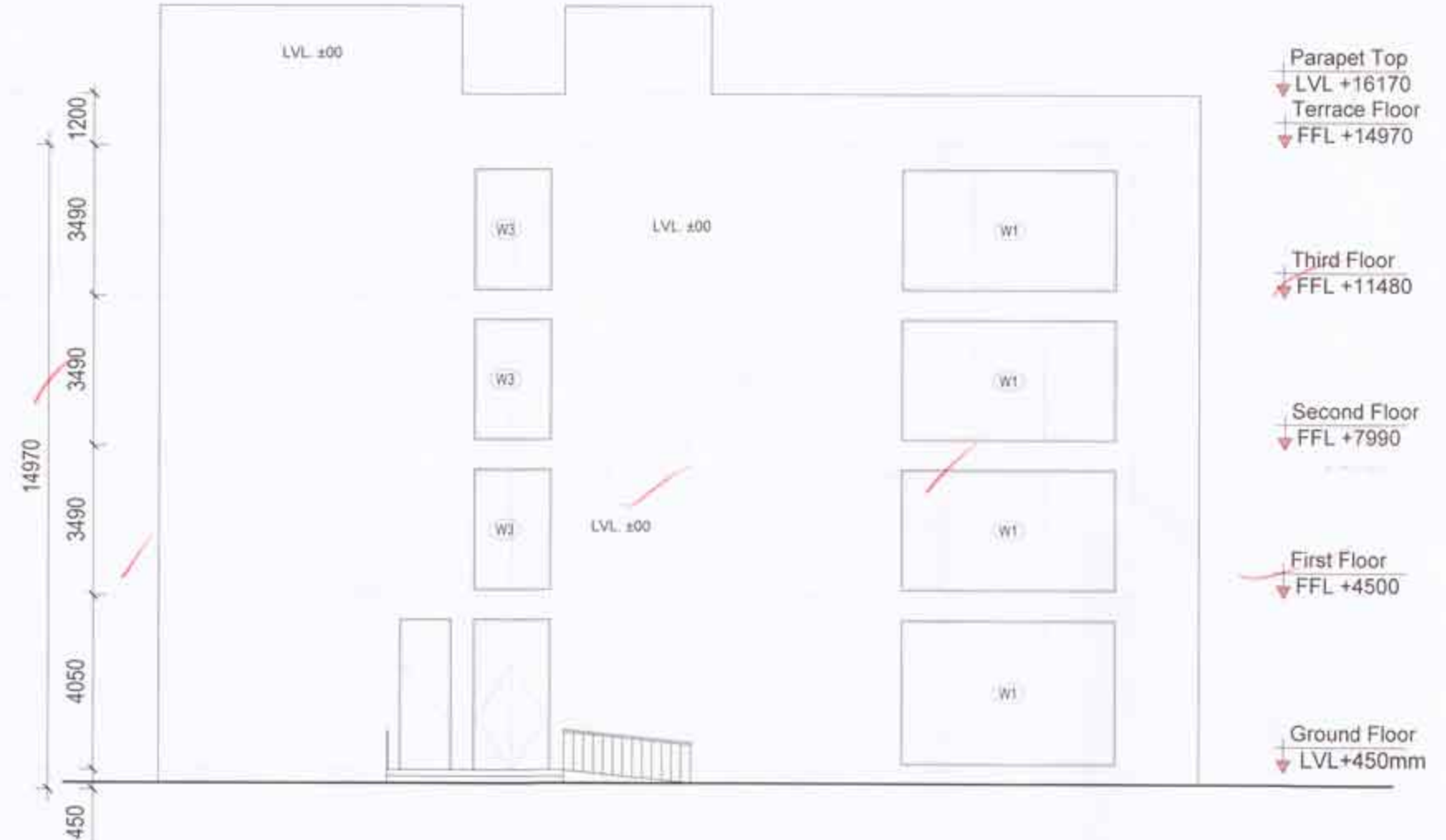
AD JD ATP  
DTP(HQ) ATP(HQ)

GURPREET MEHAR  
JH(HQ)

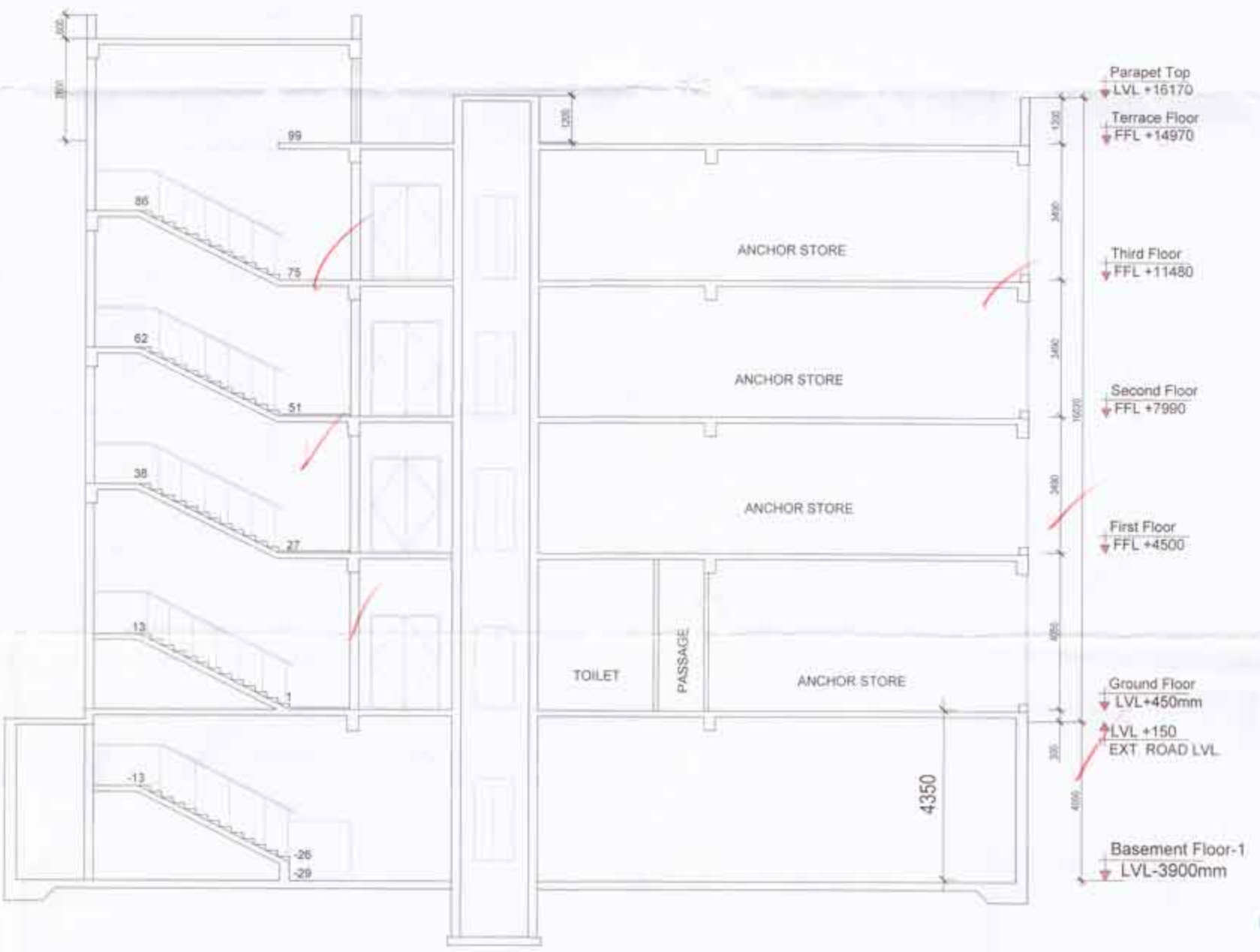
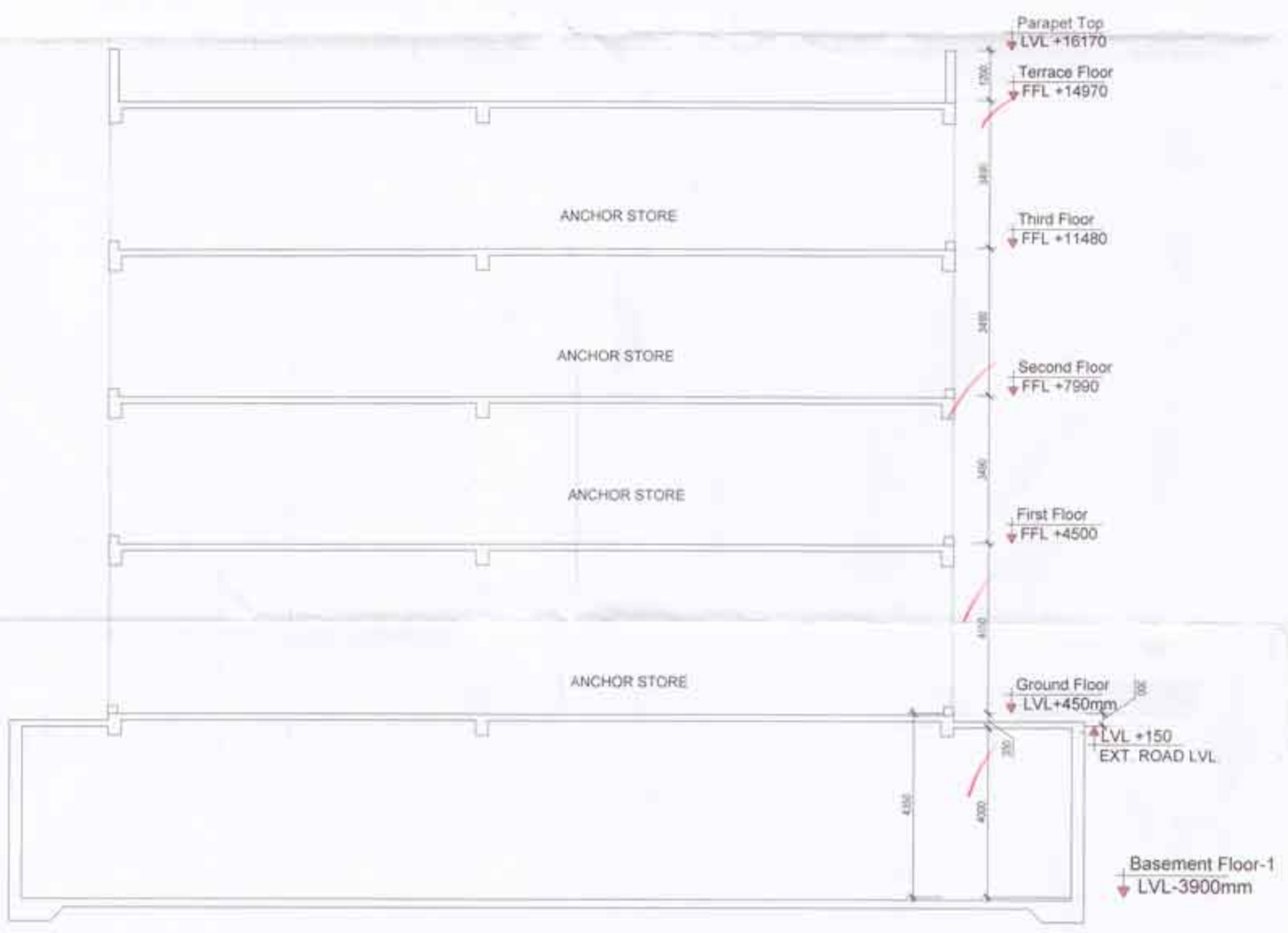
40100  
11/11/2024



FRONT ELEVATION



REAR ELEVATION



**PROJECT :**  
APPROVAL OF REVISED BUILDING PLANS OF COMMERCIAL COLONY (UNDER MIXED LAND USE) MEASURING 35.79625 ACRES (LICENCE NO. 17 OF 2012 DATED 02.03.2012, LICENCE NO. 62 OF 2012 DATED 15.06.2012, LICENCE NO. 51 OF 2017 DATED 22-07-2017, LICENCE NO. 52 OF 2017 DATED 22-07-2017, LICENCE NO. 133 OF 2022 DATED 26.08.2022, LICENCE NO. 23 OF 2023 DATED 06.02.2023 & LICENCE NO 24 OF 2023 DATED 06.02.2023) SECTOR-79, FARIDABAD, HARYANA DEVELOPED BY OMAXE WORLD STREET PVT. LTD.

**DRAWING TITLE**  
**BLOCK-4**  
**ELEVATION AND SECTIONS**  
DATE: SEPTEMBER 2024  
DEALT BY: OWNER  
CHECKED BY: ARCHITECT  
KAMAL KISHORE  
Architect  
CA/2003/32132

**SHEET NO.**  
**BLK4-2**

