AREA CALCULATION
TOWER-01 & 02 (TR-01 & 02)

TYPICAL (3rd,5th,7th,9th,11th,13th,15th,17th,19th,21st,23rd,25th,27th,29th,31st,35th,37th,39th,43rd,45th) FLOOR AREA									
GROSS - A									
2	=	1	X	1.348	X	3.000	=	4.038	SQM
3	=	1	X	13.050	X	13.875	=	181.069	SQM
4	=	0.5	X	12.300+13.050	X	0.750	=	9.506	SQM
5	=	1	X	1.800	X	0.150	=	0.270	SQM
6	=	1	X	7.675	X	1.025	=	7.867	SQM
7	=	1	X	6.875	X	0.600	=	4.125	SQM
8	=	1	X	8.330	X	1.025	=	8.538	SQM
9	=	1	X	2.400	X	0.600	=	1.440	SQM
10	=	1	X	2.175	X	1.600	=	3.480	SQM
11	=	1	X	8.775	X	13.600	=	119.272	SQM
12	=	1	X	17.980	X	14.725	=	264.758	SQM
13	=	1	X	4.825	X	1.600	=	7.720	SQM
14	=	1	X	5.850	X	1.700	=	9.945	SQM
15	=	1	X	1.800	X	0.675	=	1.215	SQM
16	=	1	X	17.600	X	10.960	=	192.896	SQM
17	=	1	X	1.600	X	3.850	=	6.160	SQM
18	=	1	X	4.475	X	1.590	=	7.115	SQM
						TOTAL	=	829.409	SQM
GROSS - C									
a	=	1	X	1.148	X	0.700	=	0.802	SQM
c	=	1	X	1.000	X	4.600	=	4.600	SQM
d	=	1	X	3.875	X	4.750	=	18.406	SQM
e	=	1	X	0.915	X	1.600	=	1.464	SQM
f	=	1	X	1.550	X	0.600	=	0.930	SQM
g	=	1	X	0.800	X	0.650	=	0.520	SQM
h	=	6	X	2.450	X	2.450	=	36.015	SQM
i	=	1	X	3.400	X	4.600	=	15.640	SQM
k	=	1	X	1.250	X	0.940	=	1.175	SQM
m	=	1	X	2.250	X	0.740	=	1.817	SQM
n	=	1	X	0.800	X	1.400	=	1.120	SQM
p	=	1	X	0.800	X	0.600	=	0.480	SQM
q	=	1	X	1.420	X	2.850	=	4.047	SQM
r	=	1	X	0.900	X	0.800	=	0.720	SQM
s	=	1	X	1.100	X	0.600	=	0.660	SQM
t	=	1	X	1.255	X	0.150	=	0.188	SQM
u	=	1	X	6.550	X	2.450	=	16.048	SQM
v	=	1	X	1.300	X	1.750	=	2.275	SQM
w	=	1	X	1.250	X	3.960	=	4.950	SQM
x	=	1	X	1.150	X	3.785	=	4.353	SQM
y	=	1	X	1.150	X	3.810	=	4.382	SQM
z	=	1	X	4.090	X	3.410	=	13.947	SQM
z1	=	1	X	1.490	X	1.100	=	1.639	SQM
z2	=	1	X	0.850	X	0.800	=	0.680	SQM
z3	=	1	X	1.050	X	0.900	=	0.945	SQM
z4	=	1	X	1.050	X	1.000	=	1.050	SQM
z5	=	1	X	1.150	X	0.960	=	1.104	SQM
z6	=	1	X	0.800	X	0.300	=	0.240	SQM
z7	=	1	X	2.190	X	1.760	=	3.854	SQM
z8	=	1	X	0.800	X	1.400	=	1.120	SQM
z9	=	1	X	0.800	X	0.900	=	0.540	SQM
z10	=	1	X	0.350	X	0.600	=	0.210	SQM
z11	=	1	X	0.650	X	1.150	=	0.748	SQM
z12	=	1	X	0.550	X	1.500	=	0.825	SQM
						TOTAL	=	147.023	SQM

TOTAL FAR AREA OF TYPICAL (3rd,5th,7th,9th,11th,13th,15th,17th,19th,21st,23rd,25th,27th,29th,31st,35th,37th,39th,43rd,45th) FLOOR		GROSS - A	+	GROSS - B	-	GROSS - C
	=	829.409	+	1.301	-	147.023
	=	683.688			SQM	

GROSS - D									
i	=	1	X	3.400	X	4.600	=	15.640	SQM
k	=	1	X	1.250	X	0.940	=	1.175	SQM
q	=	1	X	1.420	X	2.850	=	4.047	SQM
t	=	1	X	1.255	X	0.150	=	0.188	SQM
u	=	1	X	6.550	X	2.450	=	16.048	SQM
v	=	1	X	1.300	X	1.750	=	2.275	SQM
w	=	1	X	1.250	X	3.960	=	4.950	SQM
x	=	1	X	1.150	X	3.785	=	4.353	SQM
y	=	1	X	1.150	X	3.810	=	4.382	SQM
z	=	1	X	3.920	X	3.410	=	13.367	SQM
						TOTAL	=	66.424	SQM

TOTAL BUILT UP AREA OF TYPICAL (3rd,5th,7th,9th,11th,13th,15th,17th,19th,21st,23rd,25th,27th,29th,31st,35th,37th,39th,43rd,45th) FLOOR		FAR AREA	+	GROSS-D
	=	683.688	+	66.424
	=	750.112	SQM	

TOTAL NON FAR AREA OF TYPICAL (3rd,5th,7th,9th,11th,13th,15th,17th,19th,21st,23rd,25th,27th,29th,31st,35th,37th,39th,43rd,45th) FLOOR		BUILTUP	-	FAR AREA
	=	750.112	-	683.688
	=	66.424	SQM	

ARC AREA GROSS -B	TYPICAL (3rd,5th,7th,9th,11th,13th,15th,17th,19th,21st,23rd,25th,27th,29th,31st,35th,37th,39th,43rd,45th) FLOOR																											
1	3.14	X	0.600	X	0.800	X	236	/	360	-	1	X	0.600	-	1.060	X	0.880	=	0.943	SQM
19	3.14	X	0.600	X	0.800	X	146	/	360	-	1	X	0.600	-	0.425	X	1.150	=	0.358	SQM
																	TOTAL	=	1.301	SQM

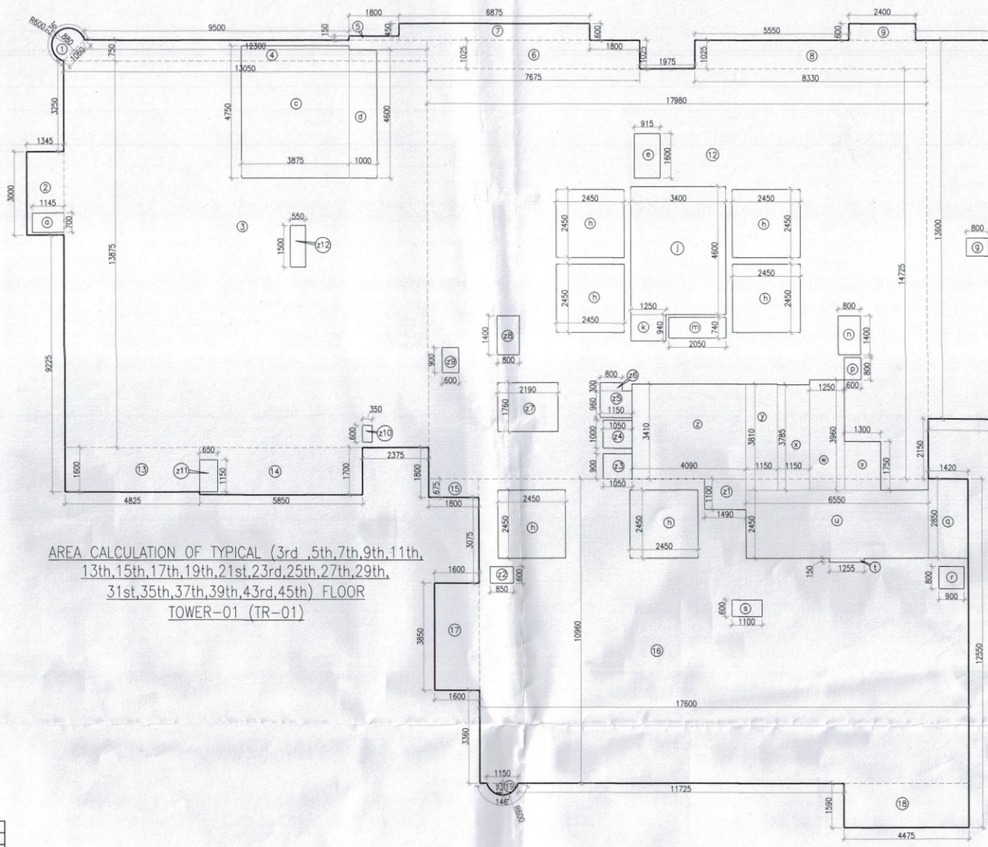

AREA CALCULATION OF TYPICAL (3rd ,5th,7th,9th,11th, 13th,15th,17th,19th,21st,23rd,25th,27th,29th, 31st,35th,37th,39th,43rd,45th) FLOOR TOWER-01 (TR-01)

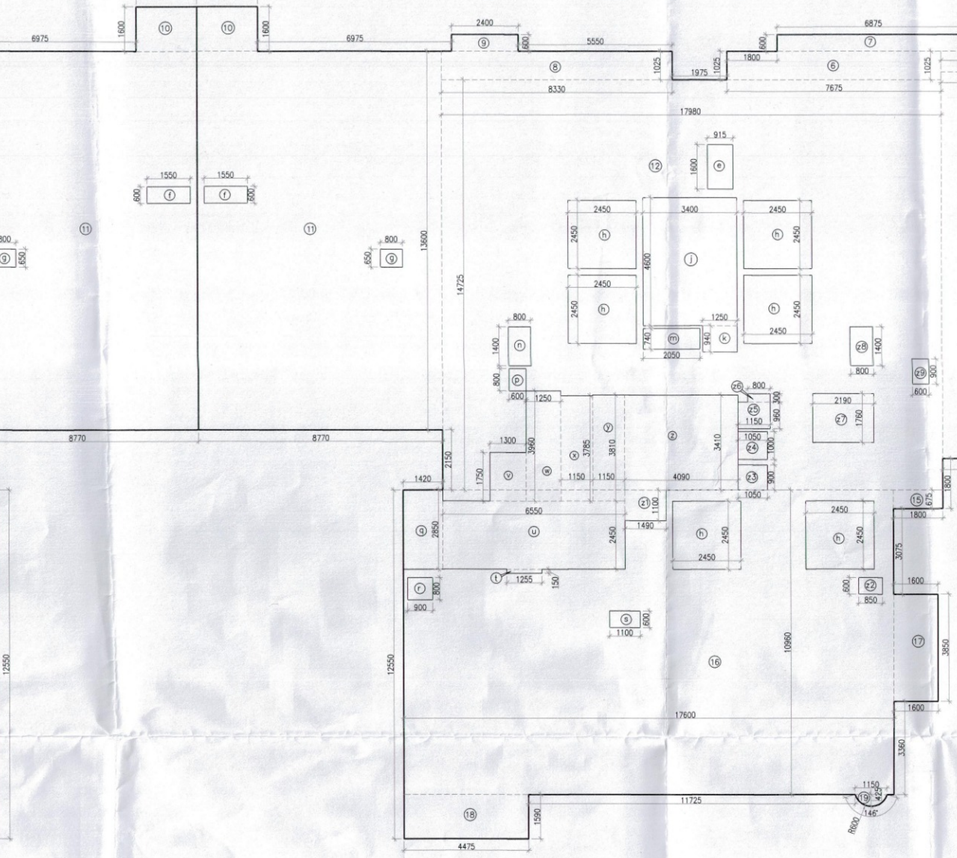

AREA CALCULATION OF TYPICAL (3rd ,5th,7th,9th,11th, 13th,15th,17th,19th,21st,23rd,25th,27th,29th, 31st,35th,37th,39th,43rd,45th) FLOOR TOWER-02 (TR-02)

Note :-

1. All fixture provided in toilets are as per N.B.C.
2. Basement will be mechanically ventilated.
3. All spaces (parking basement, services basement etc.) Will be artificially lit.
4. Standby generating capacity will be provided for the electrical requirement of the total scheme. This therefore includes standby generation for all common services, fire services, lifts etc. And also the entire electrical load for the ventilation.
5. Fire safety measures as per NBC includes smoke detector, heat detector, sprinkler spacing in compliance with code.
6. All external walls are 100mm and all internal walls are 100mm thick. (Valid for all drawings)

KEY PLAN

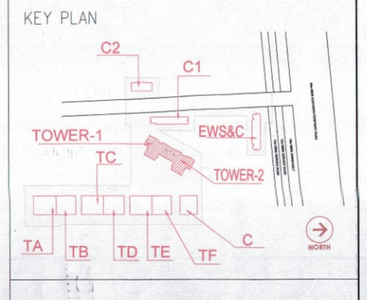

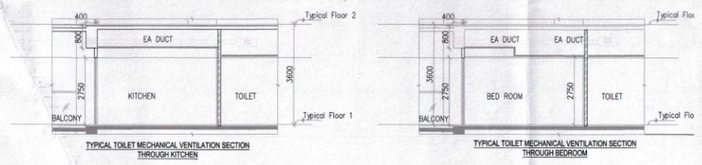

TYPICAL TOILET MECHANICAL VENTILATION SECTION THROUGH KITCHEN

TYPICAL TOILET MECHANICAL VENTILATION SECTION THROUGH BEDROOM

SUMMARY OF MECHANICAL VENTILATION

S/N	Floor	Area SFT	Effective HT	Volume CFT	Air Change Required	Calculated CFM	Provided CFM	Application	No. of Fan & Fan Capacity CFM	Type of Fan	Remark
	Tower										
1	Toilet for Bedroom-Typical For All Bedroom	22	9	198	10	33	100	Exhaust	1x100 CFM	Inline Fan	Normal Mode
2	02 Nos Toilet For Living & Bedroom -Typical	71	9	639	10	107	150	Exhaust	1x150 CFM	Inline Fan	Normal Mode

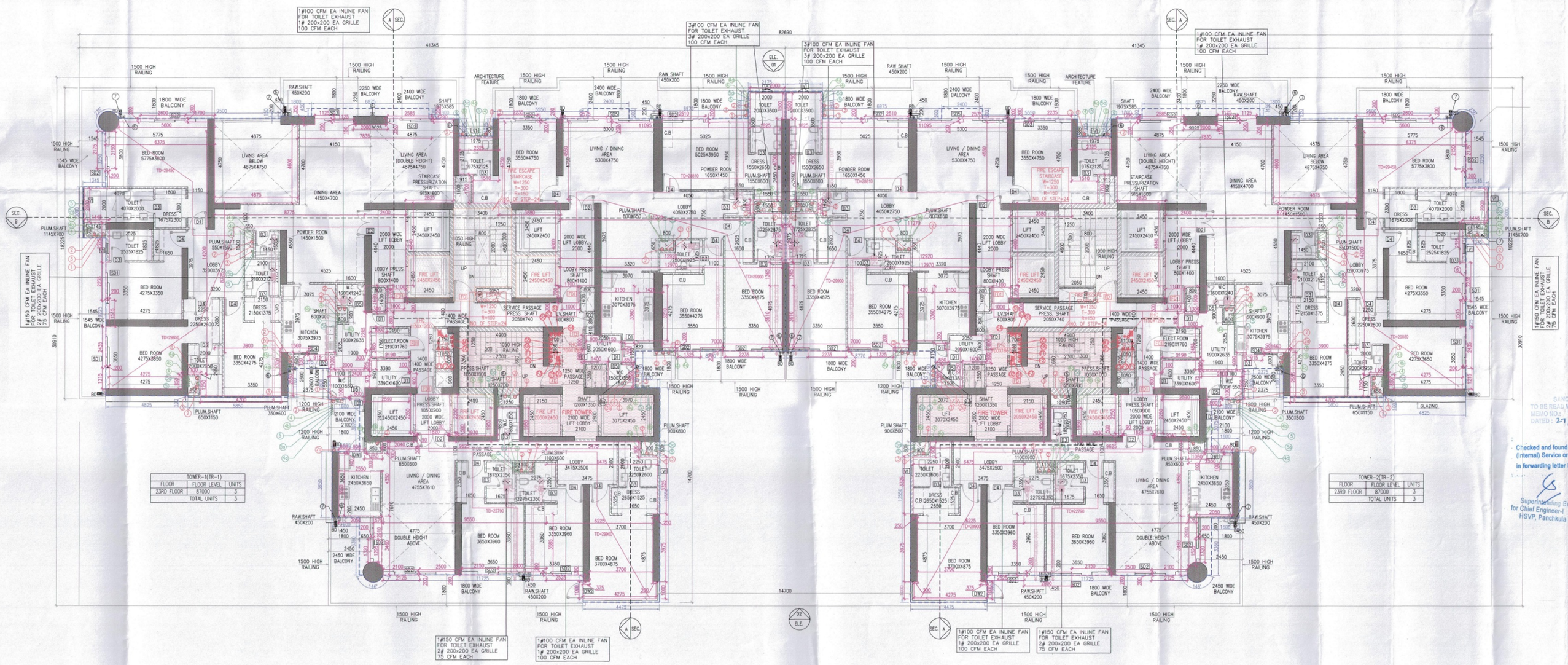

-PLUMBING LEGEND-:

1. 150# SOIL PIPE
2. 150# WASTE PIPE
3. 100# ANTISYPHONAGE PIPE
4. DWS DN TAKE PIPE,BELOW THE 25TH FLOORS
4a. DWS FROM BOOSTER PUMP FOR TOP TWO FLOOR'S
4b. DWS DN TAKE PIPE,ABOVE THE 25TH FLOORS
5. FWS DN TAKE PIPE,BELOW THE 25TH FLOORS
5a. FWS DN TAKE PIPE,ABOVE THE 25TH FLOORS
6. 110 OD uPVC TERRACE RAIN WATER PIPE
6a. 160 OD uPVC TERRACE RAIN WATER PIPE
7. 110 OD uPVC BALCONY DRAIN PIPE
8. DOMESTIC WATER SUPPLY RISER
9. FLUSHING WATER SUPPLY RISER

(DOOR WINDOW SCHEDULE)

DWO.	SYMBOL	SIZE	LINTEL LVL	SILL LVL	FIRE RATING
01	FD	1250X2700	2700	0000	1 HRS.
02	FD1	1000X2400	2450	0000	1 HRS.
03	FD2	900X2400	2450	0000	1 HRS.
04	D1	800 X 2450	2450	0000	
05	D2	1500 X 2450	2450	0000	
06	D3	850 X 2450	2450	0000	
07	D4	1000 X 2450	2450	0000	
08	D5	750 X 2450	2450	0000	
09	D6	1800 X 2450	2450	0000	
10	DW1	1500 X 2700	2700	0000	
11	DW2	1000 X 2700	2700	0000	
12	DW3	1500 X 2450	2450	0000	
13	SD1	1800 X 2700	2700	0000	
14	SD2	2400 X 2700	2700	0000	
15	SD3	2250 X 2700	2700	0000	
16	SD4	1825 X 2450	2450	0000	
17	SD5	4800 X 2700	2450	0000	
18	V1	600 X 950	2450	1500	

TOWER-1(TR-1)		
FLOOR	FLOOR LEVEL	UNITS
23RD FLOOR	87000	3
TOTAL UNITS		3

TOWER-2(TR-2)		
FLOOR	FLOOR LEVEL	UNITS
23RD FLOOR	87000	3
TOTAL UNITS		3

PROJECT

Proposed Building Plans For Phase-5 & 5A to develop a Mix-Land Use colony (98% Residential component & 2% Commercial component) under TOD policy over an area measuring 11.66875 acres (license no.90 of 2024 dated:18.07.2024) in the Revenue estate of village Fazilpur Jharsa & Bhadshahpur, Sector-69 ,Gurugram being developed by Riverday Infrastructure Pvt. Ltd.

DESIGN ARCHITECT

morphogenesis.
41, Inustrial Estate, Okhla Phase – III
New Delhi – 110020
Tel: 91 11 41828070
Email: studio@morphogenesis.org

ASSOCIATE ARCHITECT

RSMS ARCHITECTS
RSMS ARCHITECTS PVT. LTD.
69,Nora Niwas Bhawani Kunj
(Behind D2), Vasant Kunj,
New Delhi-110070.
Tel.:011-26898616,26898617
www.rsms-arch.com

DEVELOPER
RIVERDAY INFRASTRUCTURE PRIVATE LIMITED

S.T.P.(HQ) Member Secretary B.P.A.C. | S.T.P.(G) Member B.P.A.C. | C.T.P.(HR) Chairman B.P.A.C.

DTP(HQ) | ATP(HQ)

SANCTIONED TO BE DEALT WITH THIS OFFICE MEMO NO.: 3542 DATED: 27/01/2025

Checked and found ok for Public Health (Internal) Service only subject to comments in in forwarding letter No. 66 dt. 03/02/25

Superintending Engineer (HQ) for Chief Engineer-I HSVP, Panchkula

DD(T) MEMBER BPAC | (Dinesh Kumar) PA(HQ)

ARCHITECT'S SEAL & SIGNATURE	OWNER'S SEAL & SIGNATURE
	For M/s Riverday Infrastructure Private Limited (Authorized Signatory)

DECEMBER-2024	Scale : 1:100	
Drawing Title:- 23rd FLOOR PLAN & AREA CALCULATION TOWER-01 & 02 (TR-01 & 02)		Drawing No:- TI-07a
		1-09012025