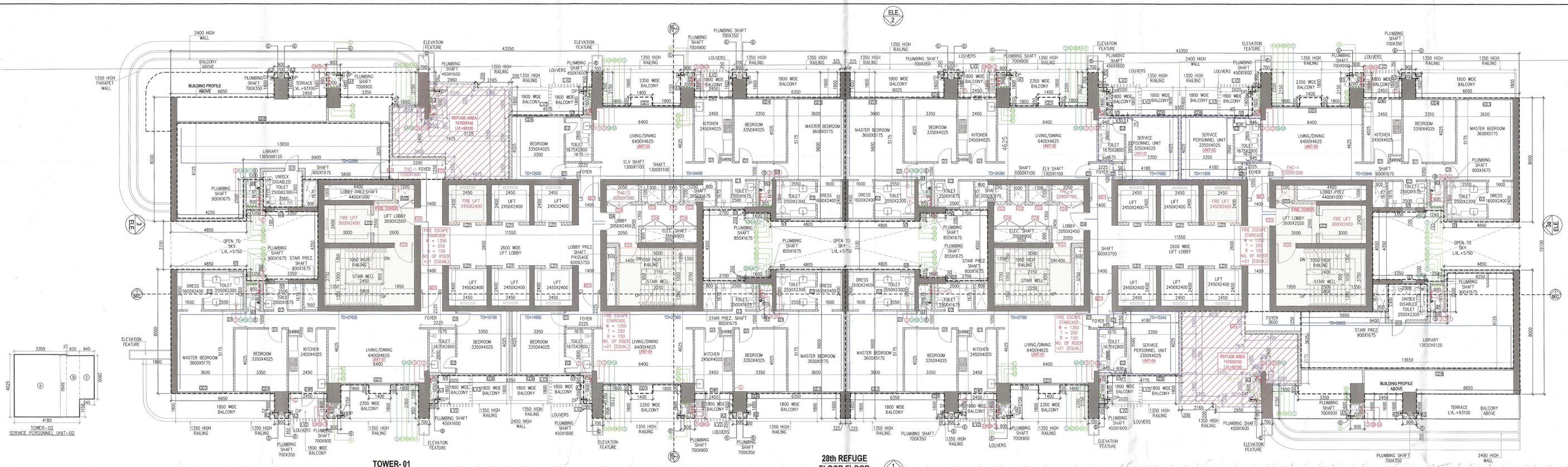

TOWER-01
LVL+93100

TOWER- 02
LVL+93100

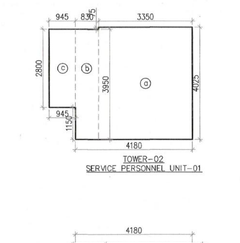

TOWER-02
SERVICE PERSONNEL UNIT-02

TOWER-02
SERVICE PERSONNEL UNIT-01

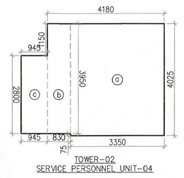

TOWER-02
SERVICE PERSONNEL UNIT-04

LEGEND FOR FIRE FIGHTING:

S.NO.	SYMBOL	DESCRIPTION
1.		100M MS CLASS 'C' FIRE WET RISER (LOW PRESSURE ZONE)
2.		100M MS CLASS 'C' FIRE WET RISER (MID PRESSURE ZONE)
3.		100M MS CLASS 'C' FIRE WET RISER (INTERMEDIATE PRESSURE ZONE)
4.		100M MS CLASS 'C' FIRE WET RISER (HIGH PRESSURE ZONE)
5.		80M MS CLASS 'C' SPRINKLER DRAIN PIPE
6.		150M MS CLASS 'C' SPRINKLER PIPE (LOW PRESSURE ZONE)
7.		150M MS CLASS 'C' SPRINKLER STANDBY PIPE (LOW PRESSURE ZONE)
8.		150M MS CLASS 'C' SPRINKLER PIPE (MID PRESSURE ZONE)
9.		150M MS CLASS 'C' SPRINKLER STANDBY PIPE (MID PRESSURE ZONE)
10.		150M MS CLASS 'C' SPRINKLER PIPE (INTERMEDIATE PRESSURE ZONE)
11.		150M MS CLASS 'C' SPRINKLER STANDBY PIPE (INTERMEDIATE PRESSURE ZONE)
12.		150M MS CLASS 'C' SPRINKLER PIPE (HIGH PRESSURE ZONE)
13.		150M MS CLASS 'C' SPRINKLER STANDBY PIPE (HIGH PRESSURE ZONE)
14.		100M MS CLASS 'C' FIRE DOMICOMER PIPE
15.		150M MS CLASS 'C' OVERHEAD FIRE TANK FILLING PIPE.
16.	FHC	FIRE HOSE CABINET
17.		FIRST AID FIRE HOSE REEL
18.		SINGLE LANDING VALVE
19.		PENDENT SPRINKLER(QUICK RESPONSE,TEMPERATURE 68℃)
20.		UPRIGHT SPRINKLER(QUICK RESPONSE,TEMPERATURE 68℃)
21.		SIDEWALL SPRINKLER (QUICK RESPONSE,TEMPERATURE 68℃)
22.		FLOW SWITCH
23.		BUTTERFLY VALVE WITH PADLOCK ARRANGEMENT
24.		CO2 TYPE 4.5KG FIRE EXTINGUISHERS
25.		ABC TYPE 6KG FIRE EXTINGUISHERS

LEGEND

S.NO	SYMBOL	DECRIPTION
1.		110 OD SOIL AND VENT PIPE
2.		110 OD WASTE AND VENT PIPE
3.		110 OD WASTE PIPE (KITCHEN)
4.		110 OD ANTISYPHONAGE PIPE
5.		COLD WATER SUPPLY PIPE (LOW ZONE)
6.		COLD WATER SUPPLY PIPE (MID ZONE)
7.		COLD WATER SUPPLY PIPE (HIGH ZONE)
8.		COLD WATER SUPPLY PIPE(TOP FOUR FLOOR)
9.		FLUSHING SHAFT PIPE (LOW ZONE)
10.		FLUSHING SHAFT PIPE (MID ZONE)
11.		FLUSHING SHAFT PIPE (HIGH ZONE)
12.		75 OD RAIN WATER PIPE (BALCONY)
13.		110 OD RAIN WATER PIPE(REFUGE/MUMTY)TERRACE
14.		160 OD TERRACE RAIN WATER PIPE
15.		DOMESTIC SHAFT RISER
16.		FLUSHING SHAFT RISER
17.		FLOOR DRAIN POINT (BALCONY)
18.		KHURRA 300X300
19.		FLOOR TRAP
20.		FLOOR DRAIN
21.		LEDGE WALL
22.		CUTOUT 150X150

28th REFUGE FLOOR FLOOR LVL+93100

(TOWER-1&2 REFUGE FLOOR)			SERVICE
REFUGE FLOOR	FLOOR LEVEL	UNITS	PERSONNEL UNIT
28th FLOOR	+93100	3	3
	TOTAL UNITS = 3X2=6		3
TOTAL SERVICE PERSONNEL UNITS(TOWER-2) =3			

AREA OF SERVICE PERSONNEL (TOWER-2) UNIT-01									
GROSS - 01									
a	=	1	X	3.350	X	4.025	=	13.484	SQM
b	=	1	X	0.830	X	3.950	=	3.279	SQM
c	=	1	X	0.945	X	2.800	=	2.646	SQM
					TOTAL	=		19.408	SQM

AREA OF SERVICE PERSONNEL (TOWER-2) UNIT-02									
GROSS - 01									
a	=	1	X	3.350	X	4.025	=	13.484	SQM
b	=	1	X	0.830	X	3.950	=	3.279	SQM
c	=	1	X	0.945	X	2.800	=	2.646	SQM
					TOTAL	=		19.408	SQM

AREA OF SERVICE PERSONNEL (TOWER-2) UNIT-04									
GROSS - 01									
a	=	1	X	3.350	X	4.025	=	13.484	SQM
b	=	1	X	0.830	X	3.950	=	3.279	SQM
c	=	1	X	0.945	X	2.800	=	2.646	SQM
					TOTAL	=		19.408	SQM

SCHEDULE OF OPENINGS (ROUGH OPENING SIZE)					
TYPE	SIZE	SILL	LINTEL	DESCRIPTION	
FIRE RATED DOOR SERIES					
FD1	1200X2400	FFL	2450	LOBBY/REFUGE (2 HOUR FIRE RATED DOOR)	
FD2	900X1800	600	2450	SHAFT DOOR	
FD3	900X1800	600	2450	SHAFT DOOR	
FD4	1000X1800	600	2450	SHAFT DOOR	
FD5	1000X2400	FFL	2450	BASEMENT DOOR	
FD6	1200X2400	FFL	2450	SHAFT DOOR	
FD7	1200X2400	FFL	2450	SHAFT DOOR	
FD8	1200X2400	FFL	2450	BASEMENT DOOR	
FD9	1200X2400	FFL	2450	BASEMENT SERVICES	
FD11	1100X2400	FFL	2450	1 HOUR FIRE RATED MAIN DOOR (1BHK/2BHK)	
UNIT TIMBER/NON TIMBER DOOR SERIES					
D1	900X2400	FFL	2450	BEDROOM DOOR & CLUB ROOM DOOR	
D2	800X2450	FFL	2450	TOILET DOOR	
D3	900X2450	FFL	2450	TOILET DOOR	
D3A	750X2100	FFL	2100	TOILET STALL DOOR	
D4	1230X2450	FFL	2450	LOUVERED DOOR	
D5	1200X2450	FFL	2450	CLASSROOM DOORSINGLE LEAF)	
D6	1200X2450	FFL	2450	CLUB/NON DOOR (DOUBLE LEAF)	
D7	1500X2450	FFL	2450	LOBBY DOOR (DOUBLE LEAF)	
DW1	1600X2450	1200	2450	UTILITY DOOR WINDOW (3BHK)	
DW2	1700X2450	1200	2450	UTILITY DOOR WINDOW (2BHK)	
LD1	1050X2450	FFL	2450	PASSENGER LIFT DOOR	
LD2	1150X2450	FFL	2450	SERVICE LIFT DOOR	
A1	750X1550	900	2450	MEP SHAFT DOOR	
A2	350X1550	900	2450	MEP SHAFT DOOR	
A3	1800X1550	900	2450	MEP SHAFT DOOR	
A4	1650X1550	900	2450	MEP SHAFT DOOR	
A5	900X1850	600	2450	FHC DOOR	
GLASS DOOR SERIES					
GD1	1000X2450	FFL	2450	GLASS DOOR	
GD2	4400X2450	FFL	2450	GLASS DOOR	
GD3	3150X2450	FFL	2450	GLASS DOOR	
GD4	3000X2450	FFL	2450	GLASS DOOR	
GD5	2650X2450	FFL	2450	GLASS DOOR	
GD6	2350X2450	FFL	2450	GLASS DOOR	
GD7	1500X2450	FFL	2450	GLASS DOOR (BANQUET)	
GD8	3600X2450	FFL	2450	GLASS DOOR (REFUGE)	
GD9	1500X2450	FFL	2450	GLASS DOOR (CLUB & SCHOOL)	
GD10	1200X2450	FFL	2450	GLASS DOOR (CLUB)	
GD11	900X2450	FFL	2450	GLASS DOOR (CLUB)	
SD1	2400X2450	FFL	2450	SLIDING GLASS DOOR (CLUB)	
VENTILATOR					
V1	1800X1200	1350	2450	VENTILATOR	
MISC					
LV1	PRESSURIZATION LOUVERS				
LV2	FULL HEIGHT LOUVER ON FACADE				
LV3	FULL HEIGHT LOUVER ON BALCONY SLAB				
EF	ELEVATION FEATURE				
FG	CURTAIN GLAZING				

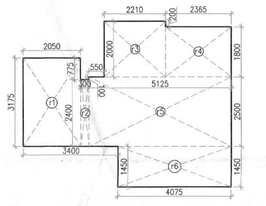

REFUGE AREA
TOWER-01

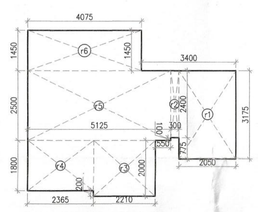

REFUGE AREA
TOWER-02

28TH REFUGE FLOOR AREA TOWER-01									
GROSS – A									
1	8	X	0.900	X	1.600	=	11.520	SQM	
2	3	X	0.700	X	0.950	=	1.995	SQM	
3	3	X	1.250	X	1.200	=	4.500	SQM	
4	3	X	1.400	X	0.550	=	2.310	SQM	
5	1	X	10.900	X	0.550	=	5.995	SQM	
6	1	X	17.150	X	0.600	=	10.290	SQM	
7	2	X	4.850	X	0.725	=	7.033	SQM	
7a	1	X	9.450	X	1.975	=	18.664	SQM	
7b	1	X	14.250	X	5.300	=	75.525	SQM	
7c	1	X	3.400	X	1.450	=	4.930	SQM	
8	1	X	43.350	X	6.125	=	265.519	SQM	
8a	1	X	21.625	X	4.150	=	89.744	SQM	
8b	1	X	33.900	X	1.975	=	66.953	SQM	
9	1	X	24.750	X	4.550	=	112.613	SQM	
10	2	X	10.600	X	0.550	=	11.660	SQM	
10a	2	X	0.325	X	1.600	=	1.040	SQM	
11	2	X	16.850	X	0.600	=	20.220	SQM	
12	2	X	6.450	X	0.200	=	2.580	SQM	
13	2	X	4.805	X	0.525	=	5.045	SQM	
14	2	X	3.350	X	0.100	=	0.670	SQM	
					TOTAL	=	718.804	SQM	
DEDUCTION AREA									
GROSS – B									
a1	4	X	0.700	X	0.350	=	0.980	SQM	
a2	4	X	0.700	X	0.900	=	2.520	SQM	
a3	3	X	0.450	X	1.600	=	2.160	SQM	
a4	4	X	0.900	X	1.675	=	6.030	SQM	
a5	2	X	0.800	X	1.675	=	2.680	SQM	
a6	1	X	5.000	X	3.750	=	18.750	SQM	
a7	1	X	0.600	X	3.750	=	2.250	SQM	
a8	1	X	3.550	X	0.900	=	3.195	SQM	
a9	1	X	1.250	X	1.100	=	1.375	SQM	
a10	1	X	1.000	X	1.100	=	1.100	SQM	
a11	1	X	1.300	X	1.100	=	1.430	SQM	
a12	1	X	2.050	X	1.100	=	2.255	SQM	
a13	6	X	2.450	X	2.400	=	35.280	SQM	
a14	1	X	0.200	X	6.775	=	1.355	SQM	
a15	1	X	5.800	X	7.800	=	45.240	SQM	
a16	1	X	0.400	X	4.550	=	1.820	SQM	
a17	2	X	0.855	X	1.675	=	2.864	SQM	
					TOTAL	=	131.284	SQM	
TOTAL FAR AREA OF 28TH REFUGE FLOOR (TOWER-1)				=	GROSS - A	-	GROSS – B		
				=	718.804	-	131.284		
				=	587.520	SQM			
NON FAR AREA (ADDITION)									
GROSS – C									
a6	1	X	5.000	X	3.750	=	18.750	SQM	
a14	1	X	0.200	X	6.775	=	1.355	SQM	
a15	1	X	5.800	X	7.800	=	45.240	SQM	
a16	1	X	0.400	X	4.550	=	1.820	SQM	
r1	1	X	1.650	X	3.300	=	5.445	SQM	
r2	1	X	4.075	X	1.450	=	5.909	SQM	
r3	1	X	5.825	X	4.500	=	26.213	SQM	
r4	1	X	3.660	X	0.200	=	0.732	SQM	
r5	1	X	0.700	X	0.750	=	0.525	SQM	
r6	1	X	0.200	X	1.800	=	0.360	SQM	
					TOTAL	=	106.348	SQM	
NON FAR AREA(DEDUCTION)									
GROSS – D									
x1	1	X	4.400	X	1.000	=	4.400	SQM	
x2	1	X	1.200	X	1.000	=	1.200	SQM	
x3	1	X	3.000	X	2.450	=	7.350	SQM	
x4	1	X	2.400	X	0.950	=	2.280	SQM	
x5	1	X	2.150	X	0.950	=	2.043	SQM	
d1	1	X	0.450	X	1.600	=	0.720	SQM	
					TOTAL	=	17.993	SQM	
TOTAL NON FAR AREA OF 28TH REFUGE FLOOR (TOWER-1)				=	GROSS – C	-	GROSS – D		
				=	106.348	-	17.993		
				=	88.356	SQM			
TOTAL BUILTUP AREA OF 28TH REFUGE FLOOR (TOWER-1)				=	FAR AREA	+	NON FAR AREA		
				=	587.520	+	88.356		
				=	675.876	SQM			

28TH REFUGE FLOOR AREA TOWER-02									
GROSS – A									
1	8	X	0.900	X	1.600	=	11.520	SQM	
2	3	X	0.700	X	0.950	=	1.995	SQM	
3	3	X	1.250	X	1.200	=	4.500	SQM	
4	3	X	1.400	X	0.550	=	2.310	SQM	
5	1	X	10.900	X	0.550	=	5.995	SQM	
6	1	X	17.150	X	0.600	=	10.290	SQM	
7	2	X	4.850	X	0.725	=	7.033	SQM	
7a	1	X	9.450	X	1.975	=	18.664	SQM	
7b	1	X	14.250	X	5.300	=	75.525	SQM	
7c	1	X	3.400	X	1.450	=	4.930	SQM	
8	1	X	43.350	X	6.125	=	265.519	SQM	
8a	1	X	21.625	X	4.150	=	89.744	SQM	
8b	1	X	33.900	X	1.975	=	66.953	SQM	
9	1	X	24.750	X	4.550	=	112.613	SQM	
10	2	X	10.600	X	0.550	=	11.660	SQM	
10a	2	X	0.325	X	1.600	=	1.040	SQM	
11	2	X	16.850	X	0.600	=	20.220	SQM	
12	2	X	6.450	X	0.200	=	2.580	SQM	
13	2	X	4.805	X	0.525	=	5.045	SQM	
14	2	X	3.350	X	0.100	=	0.670	SQM	
					TOTAL	=	718.804	SQM	
DEDUCTION AREA									
GROSS – B									
a1	4	X	0.700	X	0.350	=	0.980	SQM	
a2	4	X	0.700	X	0.900	=	2.520	SQM	
a3	3	X	0.450	X	1.600	=	2.160	SQM	
a4	4	X	0.900	X	1.675	=	6.030	SQM	
a5	2	X	0.800	X	1.675	=	2.680	SQM	
a6	1	X	5.000	X	3.750	=	18.750	SQM	
a7	1	X	0.600	X	3.750	=	2.250	SQM	
a8	1	X	3.550	X	0.900	=	3.195	SQM	
a9	1	X	1.250	X	1.100	=	1.375	SQM	
a10	1	X	1.000	X	1.100	=	1.100	SQM	
a11	1	X	1.300	X	1.100	=	1.430	SQM	
a12	1	X	2.050	X	1.100	=	2.255	SQM	
a13	6	X	2.450	X	2.400	=	35.280	SQM	
a14	1	X	0.200	X	6.775	=	1.355	SQM	
a15	1	X	5.800	X	7.800	=	45.240	SQM	
a16	1	X	0.400	X	4.550	=	1.820	SQM	
a17	2	X	0.855	X	1.675	=	2.864	SQM	
					TOTAL	=	131.284	SQM	
TOTAL FAR AREA OF 28TH REFUGE FLOOR (TOWER-2)				=	GROSS - A	-	GROSS – B		
				=	718.804	-	131.284		
				=	587.520	SQM			
NON FAR AREA (ADDITION)									
GROSS – C									
a6	1	X	5.000	X	3.750	=	18.750	SQM	
a14	1	X	0.200	X	6.775	=	1.355	SQM	
a15	1	X	5.800	X	7.800	=	45.240	SQM	
a16	1	X	0.400	X	4.550	=	1.820	SQM	
r1	1	X	1.650	X	3.300	=	5.445	SQM	
r2	1	X	4.075	X	1.450	=	5.909	SQM	
r3	1	X	5.825	X	4.500	=	26.213	SQM	
r4	1	X	3.660	X	0.200	=	0.732	SQM	
r5	1	X	0.700	X	0.750	=	0.525	SQM	
r6	1	X	0.200	X	1.800	=	0.360	SQM	
					TOTAL	=	106.348	SQM	
NON FAR AREA(DEDUCTION)									
GROSS – D									
x1	1	X	4.400	X	1.000	=	4.400	SQM	
x2	1	X	1.200	X	1.000	=	1.200	SQM	
x3	1	X	3.000	X	2.450	=	7.350	SQM	
x4	1	X	2.400	X	0.950	=	2.280	SQM	
x5	1	X	2.150	X	0.950	=	2.043	SQM	
d1	1	X	0.450	X	1.600	=	0.720	SQM	
					TOTAL	=	17.993	SQM	
TOTAL NON FAR AREA OF 28TH REFUGE FLOOR (TOWER-2)				=	GROSS – C	-	GROSS – D		
				=	106.348	-	17.993		
				=	88.356	SQM			
TOTAL BUILTUP AREA OF 28TH REFUGE FLOOR (TOWER-2)				=	FAR AREA	+	NON FAR AREA		
				=	587.520	+	88.356		
				=	675.876	SQM			

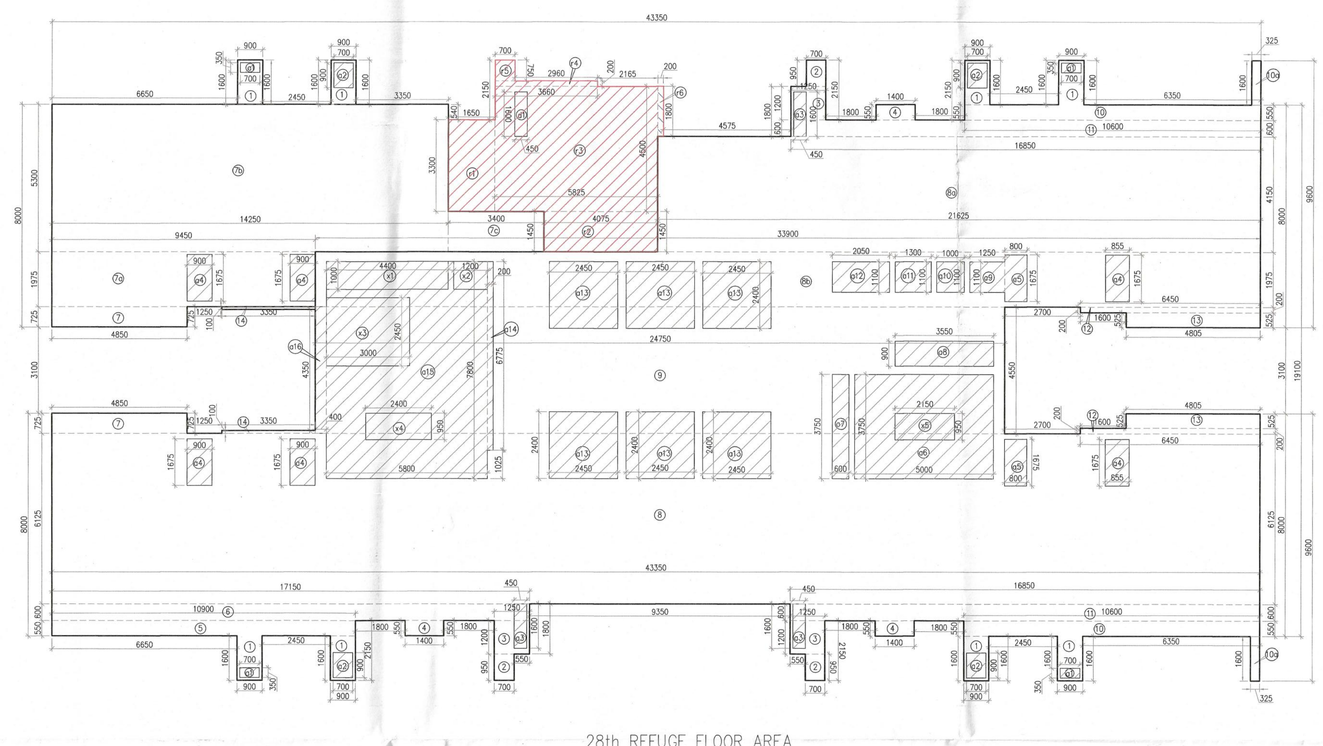

28th REFUGE FLOOR AREA
TOWER-01

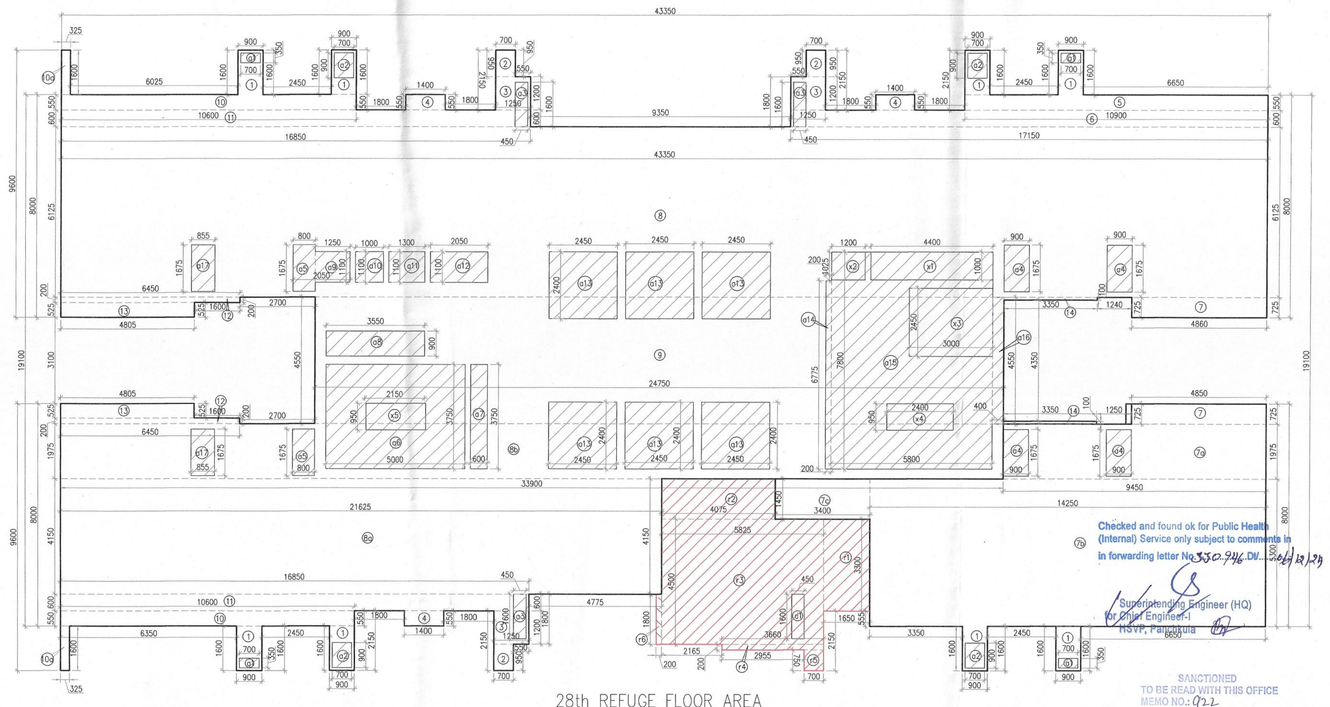

28th REFUGE FLOOR AREA
TOWER-02

REFUGE AREA CALCULATION - 18TH & 37TH REFUGE FLOOR (TOWER-2)									
GROSS – A									
r1	=	1	X	2.050	X	3.175	=	6.509	SQM
r2	=	1	X	0.300	X	2.400	=	0.720	SQM
r3	=	1	X	2.210	X	2.000	=	4.420	SQM
r4	=	1	X	2.365	X	1.800	=	4.257	SQM
r5	=	1	X	5.125	X	2.500	=	12.813	SQM
r6	=	1	X	4.075	X	1.450	=	5.909	SQM
					TOTAL	=		34.627	SQM
TOTAL REFUGE AREA	=	GROSS - A							
	=	34.627							
TOTAL	=	34.627	SQM						
GROSS AREA OF 18TH OR 37TH FLOOR (REFUGE) (TOWER-2)	=	691.850	SQM						
GROSS AREA OF 20TH OR 39TH FLOOR (TOWER-2)	=	691.850	SQM						
TOTAL	=	1383.700	SQM						
REFUGE AREA REQUIRED	=	(1383.3.700X0.3)/12.5	*	0.90(ADDITIONAL SPACE TO ACCOMMODATE WHEEL CHAIR SPACE @0.9 SQM PER 200 POPULATION) 0.9					
	=	33.209	*						
	=	34.109	SQM						
REFUGE AREA PROVIDED	=	34.627	SQM						

REFUGE AREA CALCULATION - 28TH REFUGE FLOOR (TOWER-2)									
GROSS – A									
r1	=	1	X	2.050	X	3.175	=	6.509	SQM
r2	=	1	X	0.300	X	2.400	=	0.720	SQM
r3	=	1	X	2.210	X	2.000	=	4.420	SQM
r4	=	1	X	2.365	X	1.800	=	4.257	SQM
r5	=	1	X	5.125	X	2.500	=	12.813	SQM
r6	=	1	X	4.075	X	1.450	=	5.909	SQM
					TOTAL	=		34.627	SQM
TOTAL REFUGE AREA	=	GROSS - A							
	=	34.627							
TOTAL	=	34.627	SQM						
GROSS AREA OF 28TH FLOOR (REFUGE) (TOWER-2)	=	691.850	SQM						
GROSS AREA OF 29TH FLOOR (TOWER-2)	=	691.850	SQM						
TOTAL	=	1383.700	SQM						
REFUGE AREA REQUIRED	=	(1383.3.700X0.3)/12.5	*	0.90(ADDITIONAL SPACE TO ACCOMMODATE WHEEL CHAIR SPACE @0.9 SQM PER 200 POPULATION) 0.9					
	=	33.209	*						
	=	34.109	SQM						
REFUGE AREA PROVIDED	=	34.627	SQM						

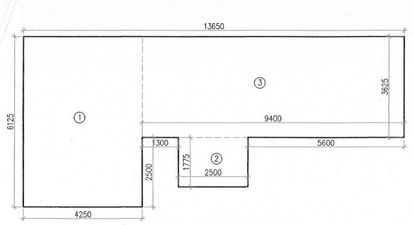

LIBRARY CARPET AREA
TOWER-01

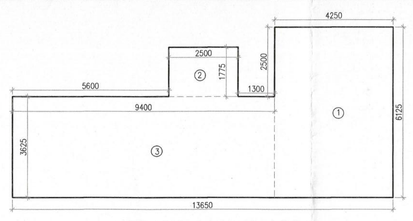

LIBRARY CARPET AREA
TOWER-02

LIBRARY CARPET AREA (TOWER-1)									
GROSS – A									
1	=	1	X	4.250	X	6.125	=	26.031	SQM
2	=	1	X	2.500	X	1.775	=	4.438	SQM
3	=	1	X	9.400	X	3.625	=	34.075	SQM
					TOTAL	=		64.544	SQM

LIBRARY CARPET AREA (TOWER-2)									
GROSS – A									
1	=	1	X	4.250	X	6.125	=	26.031	SQM
2	=	1	X	2.500	X	1.775	=	4.438	SQM
3	=	1	X	9.400	X	3.625	=	34.075	SQM
					TOTAL	=		64.544	SQM

Note :-

1. BUILDING HAS AUTOMATIC SPRINKLER SYSTEM WHEREVER REQUIRED BY NBC.
2. BUILDING WILL BE DESIGNED (STRUCTURES) AS PER RELEVENT IS CODES FOR EARTH QUAKE RESISTANCE.
3. ALL TOILET & KITCHEN HAVE PERMANENT VENTILATION /EXHAUST
4. ALL BUILDINGS ARE NATURALLY VENTILATED AND WHERE EVER REQUIRED MECHANICAL VENTILATION IS PROPOSED WITH 100% POWER BACKUP.

Project

Proposed building plan of Group Housing Colony an area measuring 12.05 acres (Licence no.123 of 2014 dated 22.08.2014)Under TOD policy dated 09.02.2016 in Sector-102, Gurugram Manesar urban complex being developed by "Countrywide Promoters Private Limited (Amalgamated with M/S BPTP Limited Vide NCLT Chandigarh Order Dated 20th September 2024.)"

Design Architect

DPA CONSULTANTS PVT LTD
3rd FLOOR, L&T BUILDING, #38, CUBBON ROAD,TASKER TOWN, SHIVAJI NAGAR
BENGALURU - 560001
TEL: 23535099 FAX: 23435312

Client

"Countrywide Promoters Private Limited (Amalgamated with M/S BPTP Limited Vide NCLT Chandigarh Order Dated 20th September 2024.)"
OT-14,3rd floor, Next Door, Parkland,Sector-76, Faridabad-121004

Associate Architect

RSMS ARCHITECTS PVT. LTD.
69,Nora Niwas Bhawani Kunj
(Behind D2), Vasant Kunj,
New Delhi-110070.
Tel.: 011-26898616,26898617
www.rsms-arch.com

S.T.P.(HQ) Member Secretary B.P.A.C. | S.T.P.(G) Member B.P.A.C. | C.T.P.(HR) Chairman B.P.A.C.
DTP(HQ) | ATP(HQ)
AD | PA | ATP | Rajesh Dutt SD(HQ)

ARCHITECT'S SEAL & SIGNATURE | OWNER'S SEAL & SIGNATURE

Checked and found ok for Public Health (Internal) Service only subject to comments in in forwarding letter No.33-C-PH-DW... Dated 12.12.23
Superintending Engineer (HQ) for Chief Engineer, HSVP, Panchkula

SANCTIONED TO BE READ WITH THIS OFFICE MEMO NO.-0722
DATED : 09-01-2025

OCTOBER-2024 | Scale : 1:100

Drawing Title:- 28th REFUGE FLOOR PLAN & AREA CALCULATION TOWER- 1 & 2

Drawing No:- T1-05

1-04122024