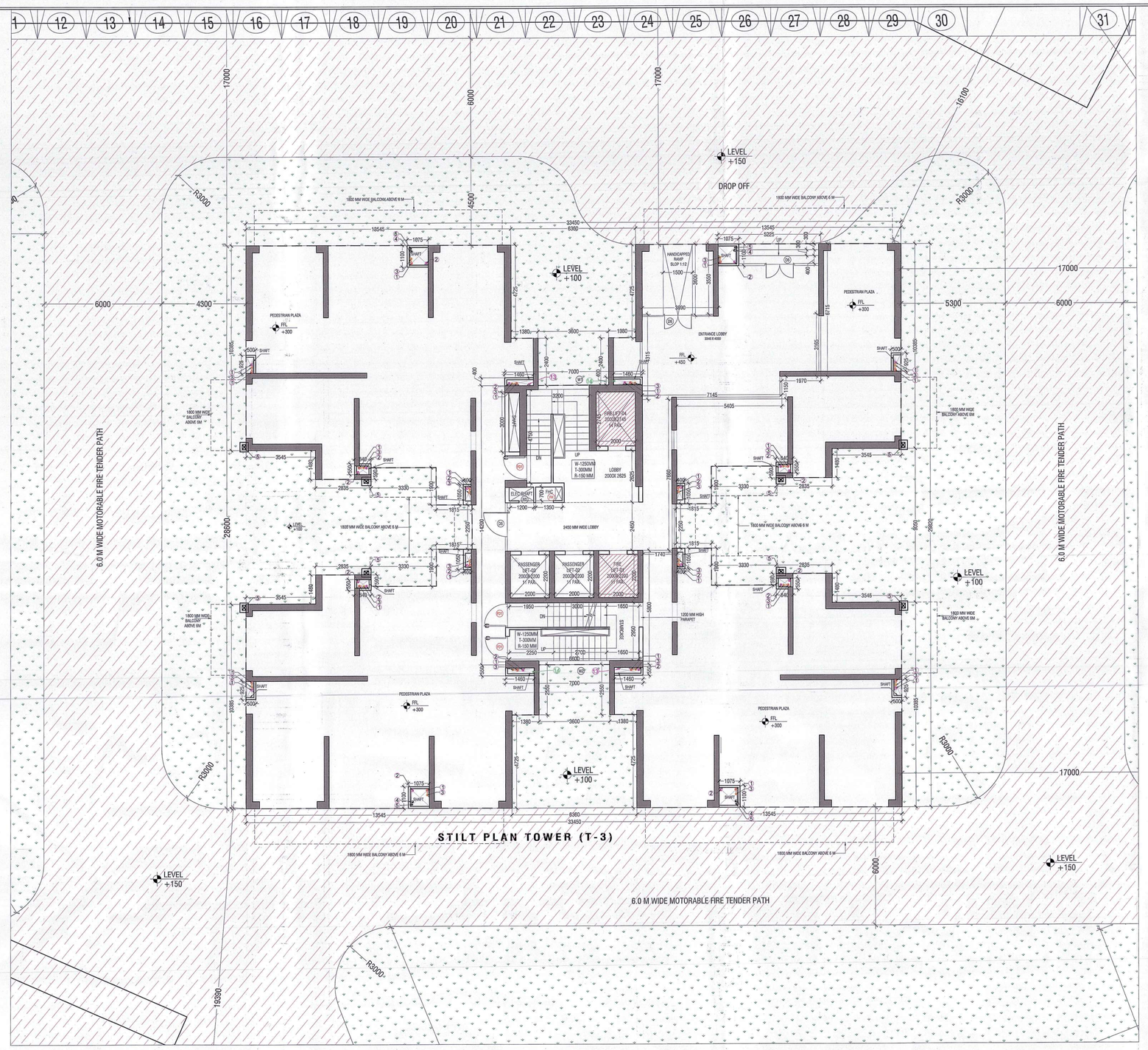

TYPICAL TOWERS AREA DETAILS			
FLOORS	FAR AREA IN SQMT.	NON FAR AREA IN SQMT.	BUILTUP AREA IN SQMT.
STILT FLOOR	180.042	567.118	747.160
1ST FLOOR	680.988	66.172	747.160
2ND FLOOR	680.988	66.172	747.160
3rd FLOOR	680.988	66.172	747.160
4th FLOOR	680.988	66.172	747.160
5th FLOOR	680.988	66.172	747.160
6th FLOOR	680.988	66.172	747.160
7th FLOOR	680.988	66.172	747.160
8th FLOOR	680.988	66.172	747.160
9th FLOOR	680.988	66.172	747.160
10th FLOOR	680.988	66.172	747.160
11th FLOOR	680.988	66.172	747.160
12th FLOOR	680.988	66.172	747.160
13th FLOOR	680.988	66.172	747.160
14th FLOOR	680.988	66.172	747.160
15th FLOOR	680.988	66.172	747.160
16th FLOOR	680.988	66.172	747.160
17th FLOOR	680.988	66.172	747.160
18th FLOOR	680.988	66.172	747.160
19th FLOOR(REFUGE)	680.988	105.403	786.391
20th FLOOR	680.988	66.172	747.160
21st FLOOR	680.988	66.172	747.160
22nd FLOOR	680.988	66.172	747.160
23rd FLOOR	680.988	66.172	747.160
24th FLOOR	680.988	66.172	747.160
25th FLOOR	680.988	66.172	747.160
26th FLOOR	680.988	66.172	747.160
27th FLOOR	680.988	66.172	747.160
28th FLOOR(REFUGE)	680.988	105.403	786.391
29th FLOOR	680.988	66.172	747.160
30th FLOOR	680.988	66.172	747.160
31st FLOOR	680.988	66.172	747.160
32nd FLOOR	680.988	66.172	747.160
TERRACE (MUMTY & MACHINE ROOM)		200.90	200.900
TOTAL AREA ON ALL FL	21971.67	2963.968	24935.639

TOWERS	FAR AREA IN SQMT.	NON FAR AREA IN SQMT.	
TOWER T1 AREA	21971.671	2963.968	24935.639
TOWER T2 AREA	21971.671	2963.968	24935.639
TOWER T3 AREA	21971.671	2963.968	24935.639
TOWER T4 AREA	21971.671	2963.968	24935.639
TOTAL TOWER (T1,T2,T3 & T4) AREA	87886.685	11855.870	99742.556

GROUND COVERAGE AREA CALCULATIONS					
S. No.	DESCRIPTION	WIDTH	LENGHT	NOS.	AREA IN SQMT
ADDITIONS (A)					
1	A1	13.545	10.385	4	562.659
2	A2	1.380	2.550	2	7.038
3	A3	6.360	3.110	1	19.780
4	A4	2.835	1.480	4	16.783
5	A5	3.330	0.890	4	11.855
6	A6	1.815	2.790	4	20.255
7	A7	10.400	7.830	1	81.432
8	A8	6.360	3.260	1	20.734
9	A9	1.380	2.400	2	6.624
TOTAL ADDITION (A)				=	747.160
TOTAL GROUND COVERAGE AREA (A) =				=	747.160
1	TOWER T1 GROUND COVERAGE			=	747.160
2	TOWER T2 GROUND COVERAGE			=	747.160
3	TOWER T3 GROUND COVERAGE			=	747.160
4	TOWER T4 GROUND COVERAGE			=	747.160
	TOTAL TOWER (T1,T2,T3 & T4) GROUND COVERAGE			=	2988.640

STILT FLOOR FAR AREA CALCULATIONS					
S. No.	DESCRIPTION	WIDTH	LENGHT	NOS.	AREA IN SQMT
ADDITIONS (A)					
1	S1	7.145	4.315	1	30.831
2	S2	1.740	7.660	1	13.328
3	S3	7.000	14.200	1	99.400
4	S4	1.460	0.550	2	1.606
5	S5	1.460	0.400	2	1.168
6	S6	0.400	1.050	4	1.680
7	S7	0.840	0.550	4	1.848
8	S8	0.500	0.925	4	1.850
9	S9	1.075	1.100	3	3.548
10	S10	1.970	3.165	1	6.235
11	S11	5.225	3.550	1	18.549
TOTAL ADDITION (A)				=	180.042
TOTAL STILT FLOOR FAR AREA (A) =				=	180.042

Checked and found ok for Public Health (Internal) Service only subject to comments in in forwarding letter No. 165391 Dt. 24/4/2024

Superintending Engineer (HQ)
Chief Engineer-I
HSVP, Panchkula

S.T.P. (HQ) Member Secretary B.P.A.C. | S.T.P. (G) Member B.P.A.C. | C.T.P. (HR) Chairman B.P.A.C.

DTP (HQ) | ATP(HQ)

AD | PA | ATP

SANCTIONED
TO BE READ WITH THIS OFFICE MEMO NO.:
DATED :

Raje Kular Bassi
JD(HQ)

DDTP(T)
MEMBER
BPAC

PLUMBING LEGEND :-		
1	110 (OD) UPVC SOIL & VENT PIPE	
2	110 (OD) UPVC WASTE& VENT PIPE	
3	110 (OD) UPVC ASP	
4	110 (OD) UPVC RAIN WATER DN TAKE PIPE	
5	75 (OD) UPVC RAIN WATER DN TAKE PIPE	
6	HYDRO. SUPPLY LINE FOR TOP 3 FLOOR'S (30,31,32) FLOOR)	
7	DOM. WATER SUPPLY 29TH. TO 19TH. FLOOR DN.TAKE PIPE	
8	DOM. WATER SUPPLY 18TH. TO 08TH. FLOOR DN.TAKE PIPE	
9	DOM. WATER SUPPLY 7TH. TO GROUND FLOOR DN.TAKE PIPE	
10	FLU. WATER SUPPLY 32TH. TO 25TH. FLOOR DN.TAKE PIPE	
11	FLU. WATER SUPPLY 24TH. TO 9TH. FLOOR DN.TAKE PIPE	
12	FLU. WATER SUPPLY 8TH. TO GROUND. FLOOR DN.TAKE PIPE	
13	50D FLU. WATER SUPPLY RISER TO OHT.	
14	65D DOM. WATER SUPPLY RISER TO OHT.	
	DOMESTIC WATER SUPPLY PIPE	DWS
	FLUSHING WATER SUPPLY PIPE	FWS
	DOMESTIC WATER SUPPLY PIPE (HYDRO)	HYD
	MOTORIZED VALVE	MV
	BALL VALVE	BV
	FLOOR TRAP (100x100)HM	FT
	FLOOR DRAIN (100x50)HM	FD
	CUTOUT IN SLAB \ WALL	
	R.W KHURRA 300X300mm	
	R.W KHURRA 450X450mm	

DOOR WINDOW SCHEDULE				
NAME	WIDTH	CILL	UNTIL	LOCATION
FD1	1200	FD	2400	STAIRCASE 1 HR FIRE RATING
D1	1200	00	2400	UNIT ENTRY
D2	1000	00	2400	ROOM
D3	1000	00	2400	ROOM
D4	800	00	2400	TOILET
D5	1200	00	2400	LOBBY/ENTRANCE
D6	1500	00	2400	LOBBY
DW1	1800	00/1150	2700	BALCONY
DW2	2700	00	2700	BALCONY
DW3	3500	00	2700	BALCONY
DW4	3250	00	2700	BALCONY
DW5	2500	00	2700	BALCONY
DW6	1380	00	2700	BALCONY
FH	900	150	2400	FHC
ED	900	150	2400	ELE.SHAFT
V1	750	1200	2400	TOILET
V2	600	1200	2400	TOILET

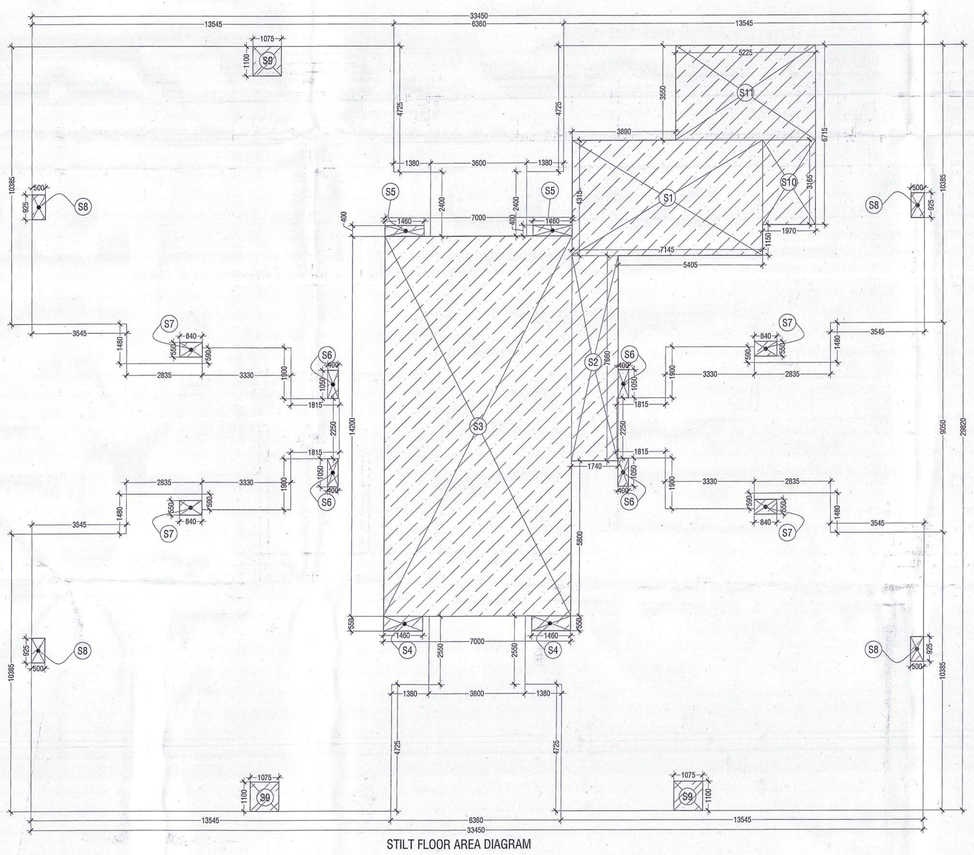

STILT FLOOR AREA DIAGRAM

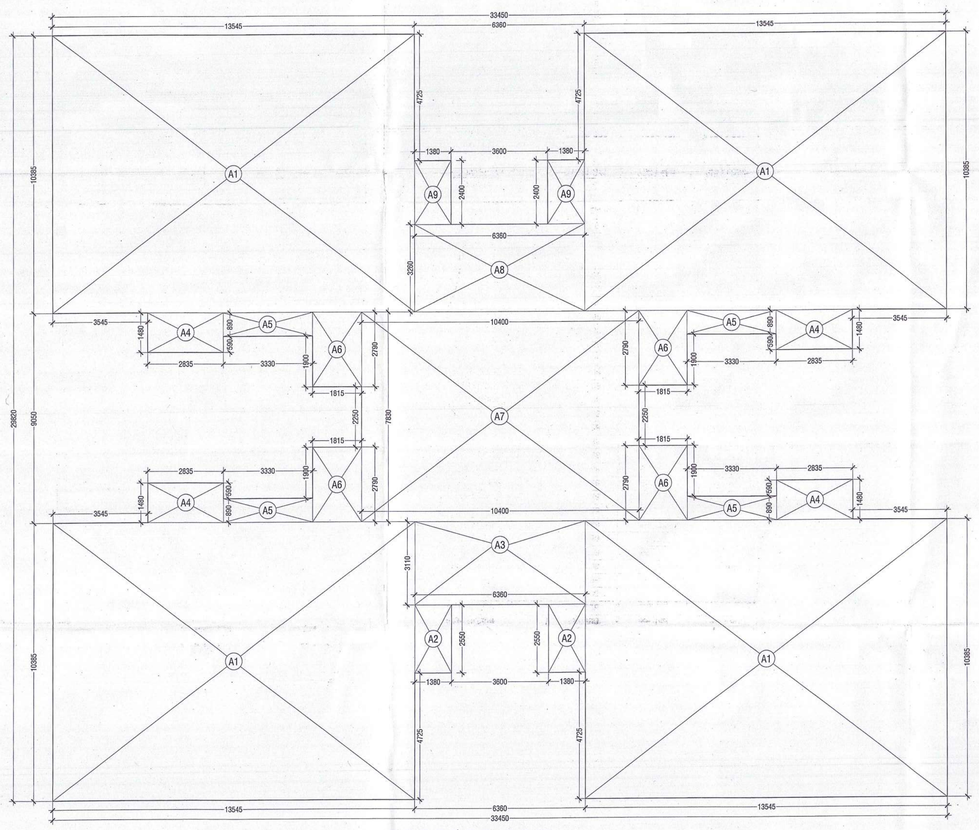

GROUND COVERAGE AREA DIAGRAM

SUBMISSION DRAWING

KEY PLAN

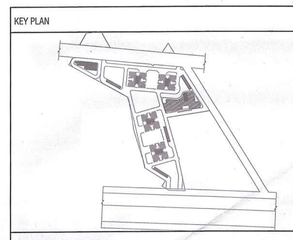

PRINCIPAL ARCHITECT

ACPL Design Ltd
ISO 9001:2015
Architecture Interior Design Planning
E-26 South Extension -II, Tel: 11 24620185
New Delhi 110049, India +91 11 24646700
www.acplworld.com E: contact@acplworld.com, +91 11 24624068

CLIENT

NORTH STAR TOWERS PRIVATE LIMITED
77, SS House, Bhagwan Mahaveer Marg, Sector 44, Gurugram, Haryana 122003.

PROJECT

PROPOSED BUILDING PLAN OF MIXED LAND USE COLONY UNDER TOD POLICY (96% RESIDENTIAL AND 4% COMMERCIAL) FOR AN AREA MEASURING 6.4166 ACRES (LICENCE NO. 265 OF 2023 DATED 19/12/2023) IN THE REVENUE ESTATE OF VILLAGE BADHA & NAWADA FATEHPUR, SECTOR-90, GURUGRAM, BEING DEVELOPED BY NORTH STAR TOWERS PRIVATE LIMITED.

For North Star Towers Pvt. Ltd.
Authorised Signatory
OWNER/AUTH. SIGNATURE

KULJEET SRANGAR
ARCHITECT
CA/87/2741
ARCHITECT'S SIGNATURE

DRAWING TITLE: TOWER (T3)
STILT FLOOR PLAN, GROUND COVERAGE AREA DIAGRAM & AREA DETAILS

DRAWING NO. A-06 | SCALE : 1:100