## EXIT WIDTH CALCULATION OF STAIRCASES

| FLOOR | TYPE/ USAGE | COVERED AREA | GROSS FLOOR AREA IN SQMT. | OCCUPANT LOAD - AS/ NBC 2016 (SQMT./ PERSON) | OCCUPANCY | STAIRCASE WIDTH PER PERSON (MM) | STAIRCASE WIDTH REQUIRED AS PER OCCUPANCY (MM) | NO's & WIDTH OF STAIRCASES / EXITS PROVIDED (MM) | STAIRCASE WIDTH PROVIDED (MM) |
|---|---|---|---|---|---|---|---|---|---|
| FIRST FLOOR | RESTAURANT | 1234.45 | 412.79 | 1.8 | 229 | | | 2 NOS 2000 MM WIDE 1 NOS 1500 MM WIDE | 5500 |
| | CAFE | | 92.29 | 1.8 | 51 | | | | |
| | GYM | | 238.9 | 1.4 | 171 | | | | |
| | RWA OFFICE | | 141.87 | 10 | 14 | | | | |
| | CIRCULATION & COMMON AREAS | | 347.6 | 6 | 58 | | | | |
| | | | | Total | 524 | 10 | 5241 | | |
| SECOND FLOOR | HOME THEATRE | 933.1 | 174.24(42 SEAT) | 1.2 PER SEAT | 50 | | | 2 NOS 2000 MM WIDE 1 NOS 1500 MM WIDE | 5500 |
| | GAMING ARENA | | 136.60 | 1.4 | 98 | | | | |
| | BOWLING ALLEY | | 207.75 | 1.4 | 148 | | | | |
| | MEMBERS LOUNGE | | 123.09 | 1.8 | 68 | | | | |
| | CIRCULATION & COMMON AREAS | | 641.77 | 6 | 107 | | | | |
| | | | | Total | 472 | 10 | 4718 | | |

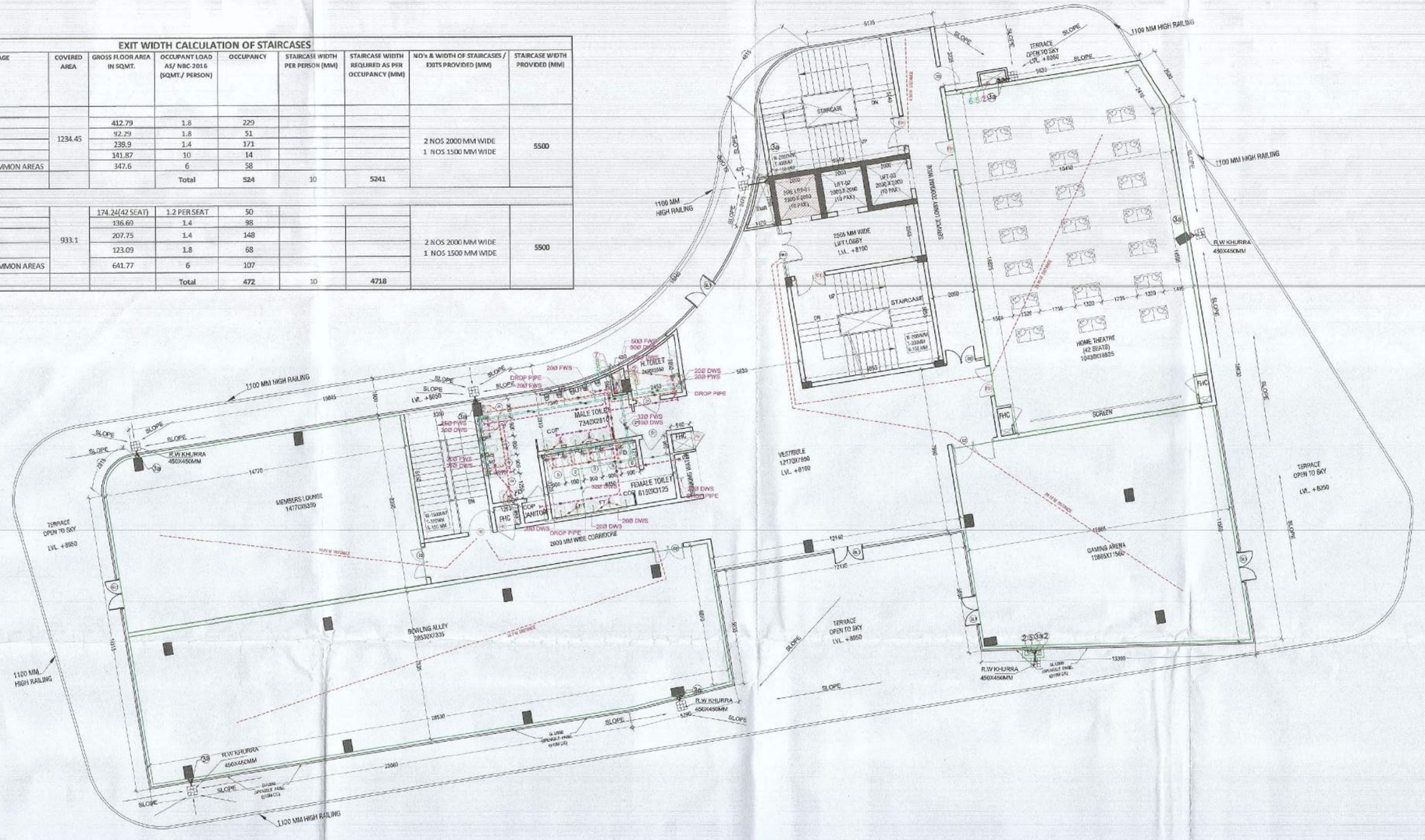


SECOND FLOOR PLAN

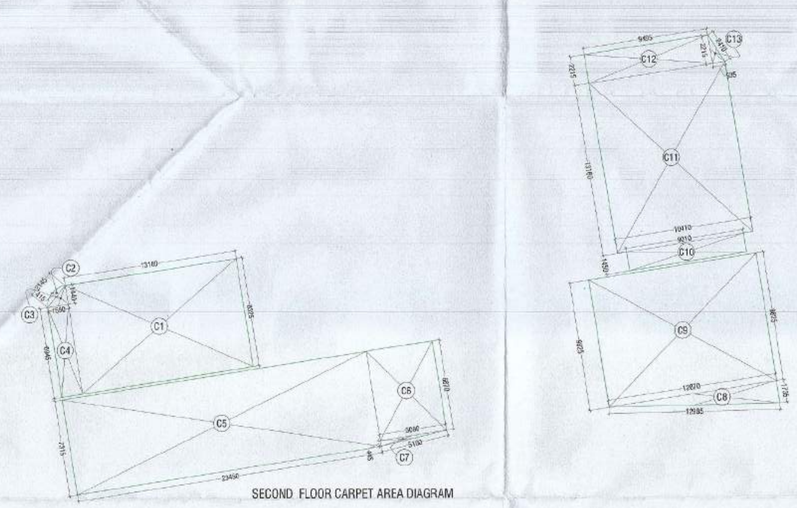

SECOND FLOOR CARPET AREA DIAGRAM

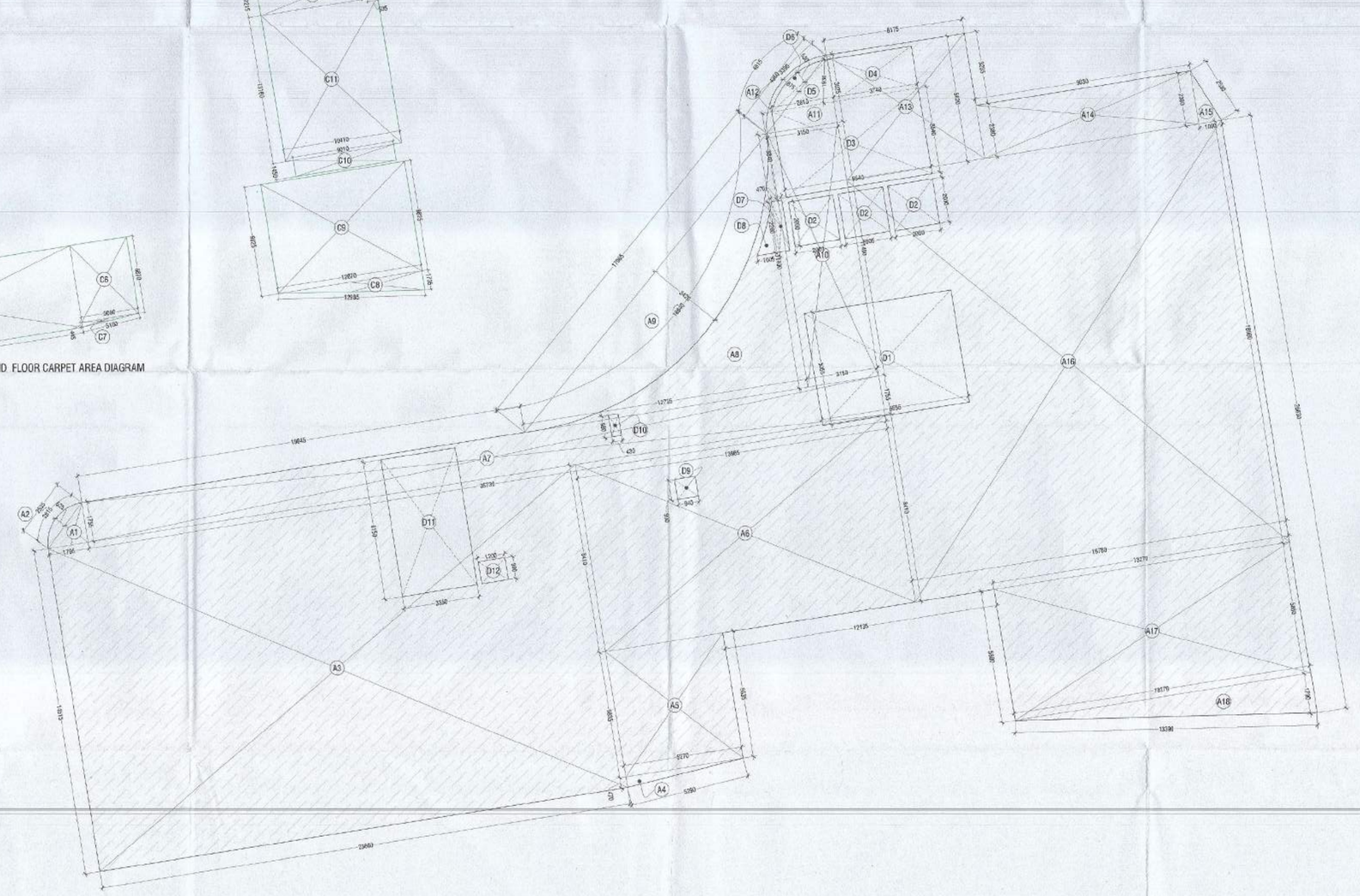

SECOND FLOOR AREA DIAGRAM

Checked and found ok for Public Health (Internal) Service only subject to comments in in forwarding letter No. 165341 Dt 20/06/2024

Superintending Engineer (HQ)
for Chief Engineer-I
HSVP, Panchkula

S.T.P (HQ) Member Secretary BPAC | S.T.P (G) Member BPAC | CTP (HR) Chairman BPAC

DTP (HQ) | ATP(HQ)

AD | PA | ATP.

Ramnivas Bassi
JX(HQ)

SANCTIONED
TO BE READ WITH THIS OFFICE
MEMO NO.
DATED

DDT(T)
MEMBER
BPAC

| PLUMBING LEGEND :- | | |
|---|---|---|
| 1 | 110 (OD) UPVC SOIL & VENT PIPE | |
| 2 | 110 (OD) UPVC WASTE& VENT PIPE | |
| 3 | 110 (OD) UPVC ASP | |
| 3a | 160 (OD) UPVC RAIN WATER DN TAKE PIPE | |
| 4 | 110 (OD) UPVC RAIN WATER DN TAKE PIPE | |
| 4a | 75 (OD) UPVC RAIN WATER DN TAKE PIPE | |
| 5 | DOM. WATER SUPPLY | |
| 6 | FLU. WATER SUPPLY | |
| 7 | FLU. WATER SUPPLY RISER TO OHT. | |
| 8 | DOM. WATER SUPPLY RISER TO OHT | |
| | DOMESTIC WATER SUPPLY PIPE | —DWS— |
| | FLUSHING WATER SUPPLY PIPE | —FWS— |
| | MOTORIZED VALVE | MV |
| | BALL VALVE | BV |
| | FLOOR TRAP (100x100)MM | FT |
| | FLOOR DRAIN (100x50)MM | FD |
| | CUTOUT IN SLAB / WALL | |
| | R.W KHURRA 300X300mm | |
| | R.W KHURRA 450X450mm | |

| SECOND FLOOR FAR AREA CALCULATIONS | | | | | | |
|---|---|---|---|---|---|---|
| S. No. | COEFF. | DESCRIPTION | WIDTH | LENGHT | NOS. | AREA IN SQMT |
| ADDITIONS (A) | | | | | | |
| 1 | 0.5 | A1 | 1.795 | 1.755 | 1 | 1.575 |
| 2 | 0.667 | A2 | 2.535 | 0.525 | 1 | 0.888 |
| 3 | 1 | A3 | 23.660 | 14.515 | 1 | 343.425 |
| 4 | 0.5 | A4 | 5.270 | 0.476 | 1 | 1.238 |
| 5 | 1 | A5 | 5.270 | 5.535 | 1 | 29.696 |
| 6 | 1 | A6 | 13.805 | 8.410 | 1 | 116.605 |
| 7 | 1 | A7 | 35.730 | 1.755 | 1 | 62.706 |
| 8 | 0.5 | A8 | 12.725 | 11.400 | 1 | 72.533 |
| 9 | 0.667 | A9 | 17.005 | 3.420 | -1 | -38.928 |
| 10 | 1 | A10 | 3.150 | 11.400 | 1 | 35.910 |
| 11 | 0.5 | A11 | 3.150 | 3.026 | 1 | 4.764 |
| 12 | 0.667 | A12 | 4.360 | 0.875 | 1 | 2.546 |
| 13 | 1 | A13 | 8.125 | 5.620 | 1 | 34.704 |
| 14 | 1 | A14 | 9.630 | 2.380 | 1 | 22.919 |
| 15 | 0.5 | A15 | 1.600 | 2.380 | 1 | 1.190 |
| 16 | 1 | A16 | 16.780 | 18.960 | 1 | 318.149 |
| 17 | 1 | A17 | 13.270 | 6.880 | 1 | 78.008 |
| 18 | 0.5 | A18 | 13.270 | 1.790 | 1 | 11.877 |
| TOTAL ADDITION (A) | | | | | = | 1099.823 |
| TOTAL SECOND FLOOR AREA (A) = | | | | | = | 1099.823 |
| DEDUCTIONS (D) | | | | | | |
| 1 | 1 | D1 | 6.540 | 5.050 | 1 | 33.027 |
| 2 | 1 | D2 | 2.000 | 2.900 | 3 | 12.000 |
| 3 | 1 | D3 | 6.540 | 3.840 | 1 | 25.114 |
| 4 | 1 | D4 | 3.740 | 1.903 | 1 | 7.116 |
| 5 | 0.5 | D5 | 1.900 | 2.810 | 1 | 2.670 |
| 6 | 0.667 | D6 | 3.390 | 0.530 | 1 | 1.198 |
| 7 | 1 | D7 | 0.470 | 2.260 | 1 | 1.062 |
| 8 | 0.5 | D8 | 1.005 | 2.260 | 1 | 1.136 |
| 9 | 1 | D9 | 0.940 | 0.900 | 1 | 0.846 |
| 10 | 1 | D10 | 0.430 | 0.980 | 1 | 0.421 |
| 11 | 1 | D11 | 3.350 | 6.150 | 1 | 20.603 |
| 12 | 1 | D12 | 1.200 | 0.990 | 1 | 1.188 |
| TOTAL DEDUCTIONS (D) | | | | | = | 106.376 |
| TOTAL SECOND FLOOR FAR AREA (A-D) = | | | | | = | 993.453 |

| SECOND FLOOR CARPET AREA CALCULATIONS | | | | | | |
|---|---|---|---|---|---|---|
| S. No. | COEFF. | DESCRIPTION | WIDTH | LENGHT | NOS. | AREA IN SQMT |
| ADDITIONS (A) | | | | | | |
| 1 | 1 | C1 | 13.180 | 8.325 | 1 | 109.724 |
| 2 | 0.667 | C2 | 2.146 | 0.415 | 1 | 0.594 |
| 3 | 0.5 | C3 | 1.090 | 1.440 | 1 | 1.145 |
| 4 | 1 | C4 | 1.590 | 6.945 | 1 | 11.043 |
| 5 | 1 | C5 | 23.450 | 7.315 | 1 | 171.537 |
| 6 | 1 | C6 | 5.090 | 6.870 | 1 | 34.800 |
| 7 | 0.5 | C7 | 5.090 | 0.445 | 1 | 1.130 |
| 8 | 0.5 | C8 | 12.870 | 1.735 | 1 | 11.165 |
| 9 | 1 | C9 | 12.870 | 9.825 | 1 | 126.448 |
| 10 | 1 | C10 | 9.310 | 1.450 | 1 | 13.005 |
| 11 | 1 | C11 | 10.413 | 13.160 | 1 | 136.906 |
| 12 | 1 | C12 | 9.495 | 2.215 | 1 | 21.031 |
| 13 | 0.5 | C13 | 0.935 | 2.215 | 1 | 1.036 |
| TOTAL ADDITION (A) | | | | | = | 839.811 |
| TOTAL SECOND FLOOR CARPET AREA (A) = | | | | | = | 839.811 |

| DOOR WINDOW SCHEDULE | | | | |
|---|---|---|---|---|
| NAME | WIDTH | CILL | LENTEL | LOCATION |
| DN1 | 2965 | 00 | 2400 | LOBBY |
| FD1 | 2300 | 00 | 2400 | STAIRCASE 1HR FIRE RATING |
| FD3 | 1590 | 00 | 2400 | STAIRCASE 1HR FIRE RATING |
| D | 750 | 90 | 2100 | TOILET |
| D1 | 1000 | 00 | 2400 | TOILET |
| D2 | 1000 | 00 | 2100 | ROOM |
| D3 | 900 | 00 | 2100 | KITCHEN |
| D4 | 900 | 100 | 2100 | FHC |
| GL1 | 1000 | 00 | 2100 | SHOP |

NOTE: ALL ROOMS & TOILETS ARE MECHANICALLY VENTILATED WITH 100% POWER BACK UP.

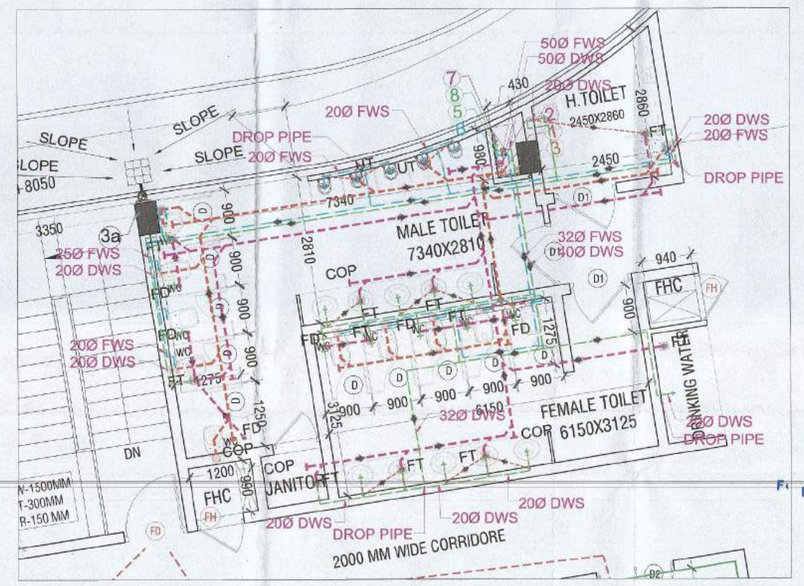


SUBMISSION DRAWING

KEY PLAN

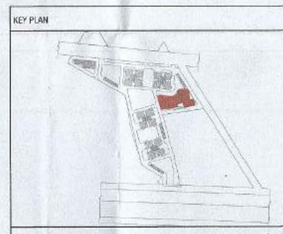

PRINCIPAL ARCHITECT

ACPL
ISO 9001:2015
Architecture Management Planning
ACPL Design Ltd
www.acpldesign.com
Delhi South Extension: +91-11-24649331 New Delhi 110049, India +91-11-24649348
E: contact@acpldesignindia.com CIN: U74140DL

CLIENT

**NORTH STAR TOWERS PRIVATE LIMITED**
77, SS House, Sitapuri Mahaveer Marg, Sector 44, Gurugram, Haryana 122003

PROJECT

PROPOSED BUILDING PLAN OF MIXED LAND USE COLONY UNDER TOD POLICY (96% RESIDENTIAL AND 4% COMMERCIAL) FOR AN AREA MEASURING 6.4169 ACRES (LICENCE NO. 265 OF 2023 DATED 19/12/2023) IN THE REVENUE ESTATE OF VILLAGE BADHA & NAWADA FATEHPUR, SECTOR-90, GURUGRAM, BEING DEVELOPED BY NORTH STAR TOWERS PRIVATE LIMITED.

For North Star Towers Pvt. Ltd.
Authorised Signatory
OWNER/AUTH. SIGNATURE

KULMEET SUANGARI
ARCHITECT
CA/97/7741
ARCHITECT'S SIGNATURE

DRAWING TITLE: COMMERCIAL BUILDING (CLUB & SHOPPING) SECOND FLOOR PLAN, AREA DIAGRAM & AREA DETAILS

DRAWING NO. A-16 | SCALE : 1:100