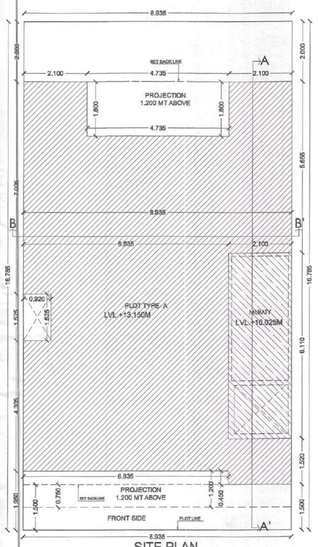

SITE PLAN
9.0M ROAD WIDE

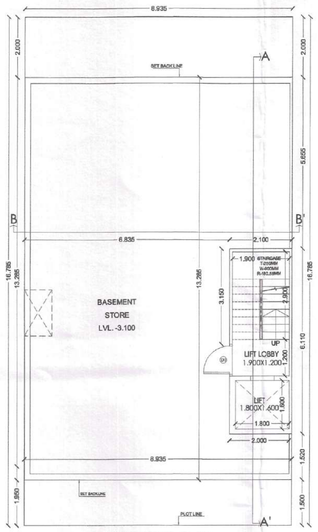

BASEMENT PLAN

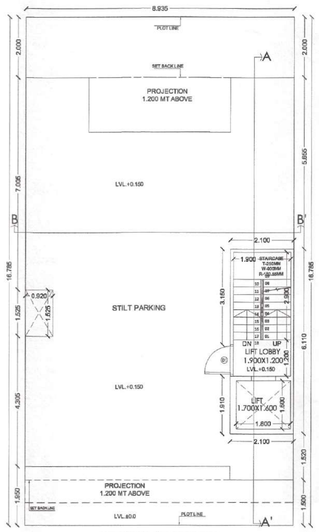

STILT FLOOR PLAN

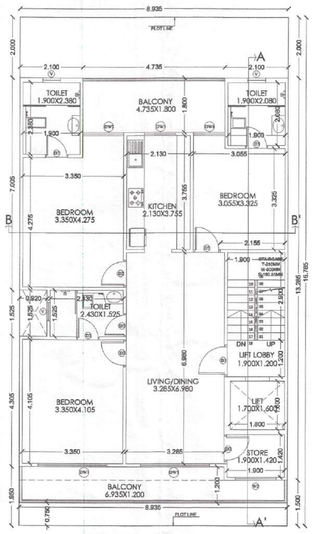

TYPICAL (1st, 2nd & 3rd) FLOOR PLAN

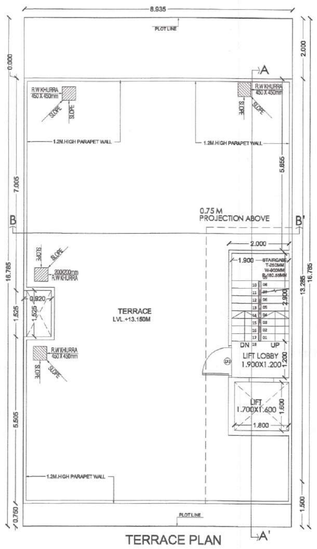

TERRACE PLAN

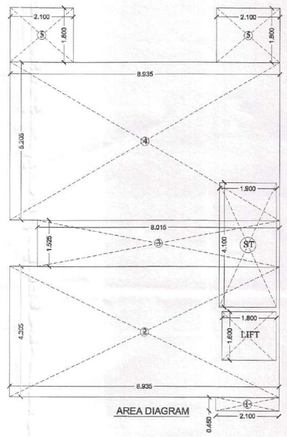

AREA DIAGRAM

FOUND AS PER SELF CERTIFICATION POLICY
Plot No.....
SD PA ATP
Tracer AD JD

SANCTIONED & VALID FOR TWO YEARS
PLOT No.....
DTP ATP PA
JD SD

AREA CALCULATIONS							
TOTAL PLOT AREA		=	8.935	X	16.785	=	149.97
OLD PERMISSIBLE FAR @ 2.0						=	299.95
PROPOSED FAR @ 1.97						=	295.54
PERMISSIBLE GROUND COVERAGE @ 75%						=	112.48
PROPOSED GROUND COVERAGE @ 70.47%						=	105.69

AREA OF STILT FLOOR									
ITEM	L	X	B	X	FACTOR	X	NO	=	SQ.MT
ST	2.100	x	6.110	x	1.0	x	1	=	12.831
							TOTAL	=	12.831

AREA OF TYPICAL FLOOR									
ADDITIONS									
ITEM	L	X	B	X	FACTOR	X	NO	=	SQ.MT
1	2.100	x	0.450	x	1.0	x	1	=	0.945
2	8.935	x	4.305	x	1.0	x	1	=	38.465
3	8.015	x	1.525	x	1.0	x	1	=	12.223
4	8.935	x	5.205	x	1.0	x	1	=	46.507
5	2.100	x	1.800	x	1.0	x	2	=	7.560
							TOTAL	=	105.700
DEDUCTIONS									
ITEM	L	X	B	X	FACTOR	X	NO	=	SQ.MT
ST	1.900	x	4.100	x	1.0	x	1	=	7.790
LIFT	1.800	x	1.600	x	1.0	x	1	=	2.880
							TOTAL	=	10.670
TOTAL FAR AREA =TOTAL ADDITIONS-TOTAL DEDUCTION								=	95.030

AREA OF STAIRCASE + LIFT									
ITEM	L	X	B	X	FACTOR	X	NO	=	SQ.MT
ST	1.900	x	4.100	x	1.0	x	1	=	7.790
LIFT	1.800	x	1.600	x	1.0	x	1	=	2.880
							TOTAL	=	10.670

GROUND COVERAGE					SQ.MT
AREA OF TYPICAL FLOOR + STAIRCASE+ LIFT				=	105.700

TOTAL AREA OF STILT FLOOR		=	12.831	SQ.M.
TOTAL AREA OF FIRST FLOOR		=	95.030	SQ.M.
TOTAL AREA OF SECOND FLOOR		=	95.030	SQ.M.
TOTAL AREA OF THIRD FLOOR		=	95.030	SQ.M.
TOTAL FAR AREA		=	297.920	SQ.M.

AREA OF MUMTY & MACHINE ROOM									
ITEM	L	X	B	X	FACTOR	X	NO	=	SQ.MT
1	2.100	x	6.110	x	1.0	x	1	=	12.831
							TOTAL	=	12.831

AREA OF STILT FLOOR FOR PARKING					SQ.MT
GROUND COVERAGE - AREA OF STILT				=	92.869

BASEMENT AREA									
ITEM	L	X	B	X	FACTOR	X	NO	=	SQ.MT
1	8.935	x	13.285	x	1.0	x	1	=	118.701
							TOTAL	=	118.701

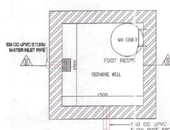

PLAN OF RECHARGE WELL(SCALE-NTS)

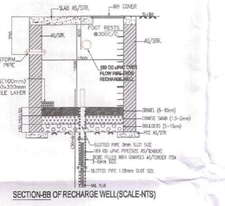

SECTION-BB OF RECHARGE WELL(SCALE-NTS)

OPENING SCHEDULE				
S.NO	TYPE	SIZE (MT)	SILL(MT)	LINTEL(MT)
1	D1	1.200X2.300	0.050	2.350
2	D2	0.900X2.300	0.050	2.350
3	D3	0.750X2.300	0.050	2.350
4	DW1	2.300X2.300	0.050	2.350
5	DW2	1.550X2.300	0.050	2.350
6	DW3	1.050X2.300	0.050	2.350
7	DW4	1.050X2.300	0.050	2.350
8	W2	0.750X1.200	1.150	2.350
9	V	0.600X0.850	1.600	2.350

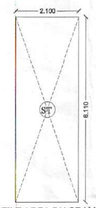

STILT AREA DIAGRAM

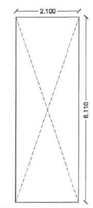

MUMTY AREA DIAGRAM

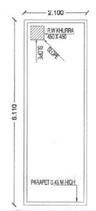

MUMTY TERRACE

BUILT UP AREA DETAILS			SQ.MT
TOTAL AREA OF BASEMENT FLOOR		118.701	SQ.M.
TOTAL AREA OF STILT FLOOR+ AREA OF ATAIRCASE+LIFT	=	105.700	SQ.M.
TOTAL FAR AREA OF FIRST FLOOR + AREA OF ATAIRCASE	=	102.820	SQ.M.
TOTAL AREA OF SECOND FLOOR+ AREA OF ATAIRCASE	=	102.820	SQ.M.
TOTAL AREA OF THIRD FLOOR+ AREA OF ATAIRCASE	=	102.820	SQ.M.
TOTAL AREA OF MUMTY & MACHINE ROOM	=	12.831	SQ.M.
TOTAL BUILTUP AREA	=	545.692	SQ.M.

NOTES:-
1. ALL PIPE DIAMETERS ARE IN MM.
2. THIS DRAWING SHALL BE READ IN CONJUNCTION WITH ALL RELEVANT ARCHITECTURAL AND STRUCTURAL DRAWINGS.
3. MASONRY SHALL BE CONSTRUCTED AS PER STANDARD DETAILS.
4. SEE BASIC & MEP PIPE WORK.
   SOIL AND WASTE PIPE WORK SHALL BE CARRIED OUT IN uPVC SOIL AND WASTE PIPE & CONFORMING TO IS:13592.
5. ALL HORIZONTAL SOIL AND WASTE PIPES SHALL BE LAID TO A SLOPE NOT FLATTER THAN 1:40 AND NOT STEEPER THAN 1:10. UNLESS SHOWN OTHERWISE.
6. ALL PLUMBING WORK SHALL BE:-
   WATER SUPPLY PIPE WORK SHALL BE CARRIED OUT IN CPVC (SDR-11) CONFORMING TO ASTM STANDARDS. ALL PIPE FITTINGS SHALL BE OF CPVC OF CLASS SAME AS PIPE CONFORMING TO ASTM STANDARDS SUITABLE FOR SOLVENT CEMENT JOINTS AS PER MFR.
7. PLUMBING WORK SHALL BE FABRICATED IN WALLS OR BURIED IN FLOORS. WORK SHALL BE TESTED TO WATER TESTING AS PER THE DIRECTION OF THE SITE ENGINEER.
8. ALL WATER SUPPLY PIPES IN TOILETS SHALL RUN AT SUPPLY LEVEL UNLESS SPECIFIED OTHERWISE. NO WATER SUPPLY SHALL BE LAID IN THE FLOOR OF THE TOILETS.
9. WATER INLETS AND WASTE OUTLETS FROM SANITARYWARE SHALL BE ARRANGED TO SUIT REQUIREMENTS OF SELECTED MAKES AND MODELS.
10. ALL SANITARYWARE PIPES SHALL BE ENGAGE IN ISO MM. THICK 1:6:10 CEMENT CONCRETE ALL AROUND.
11. FLOOR TRAP
    ALL FLOOR TRAPS SHALL BE FORMED OF 100X100 MM. DIA 'S' TRAP WITH 110 MM. DIA UPVC PIPE EXTENDED PROD FOR SIZE, INLETS.
12. FLOOR DRAIN
    DRAIN POINTS SHALL BE FORMED OF TRAPS MM. DIA. UPVC ELBOW WITH 75 MM. DIA C.P. GRATING WITH FRAME.
13. WASTE PIPES
    ALL WASTE PIPE WORK FROM WASH BASINS,SINKS,URINALS AND GRIDIRON POINTS SHALL BE IN UPVC PIPES AND FITTINGS OF BIG/LOW PRESSURE RATING.

LEGEND :		
S.N	DESCRIPTION	SYMBOL
1.	110 MM UPVC SOIL PIPE	
2.	110 MM UPVC WASTE PIPE	
3.	DOMESTIC WATER G/V PIPE AS PER DOMESTIC DIA/Mm	
4.	PLUMBING WATER G/V PIPE AS PER DOMESTIC DIA/Mm	
5.	110 MM MAIN WATER PIPE	
6.	25 MM DIA DOMESTIC TRUCK PIPE	
7.	25 MM DIA PLUMBING WORK PIPE	
8.	110 MM DIA UPVC WASTE PIPE	
9.	FLOOR TRAP	
10.	FLOOR DRAIN	
11.	FLOOR CLEAN OUT STAMP	FCO
12.	GARDEN DRAIN POINT	WCP
13.	FLOOR GULWHOOF PLUG	FGP
14.	MANHOLE SIZE:1800X600mm	MH
15.	CHAMBER SIZE:1600X600mm	CH
16.	BILLY TRAP SIZE:300X300mm	
17.	SEWER LINE	
18.	STORM WATER LINE	
19.	DOMESTIC WATER SUPPLY LINE	
20.	PLUMBING WATER SUPPLY LINE	

SWR REQUIRED		
S.N	DESCRIPTION	SIZE
1.	PIPE DIA FROM WC TO HORIZONTAL STACK	110 OD
2.	PIPE DIA FROM FT. TO HORIZONTAL STACK	110 OD
3.	PIPE DIA FROM FB TO FP	40 OD
4.	PIPE DIA FROM WB TO WB FP	40 OD

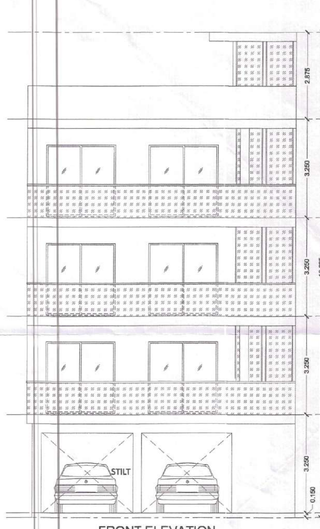

FRONT ELEVATION

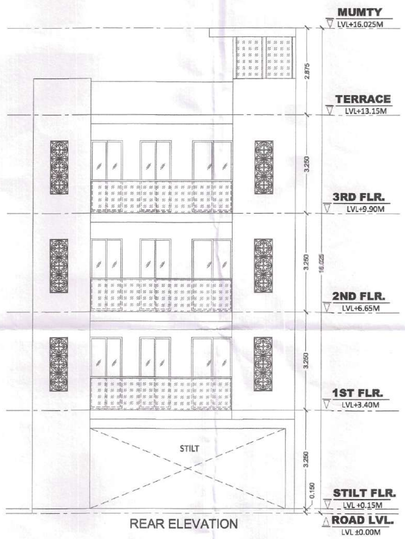

REAR ELEVATION

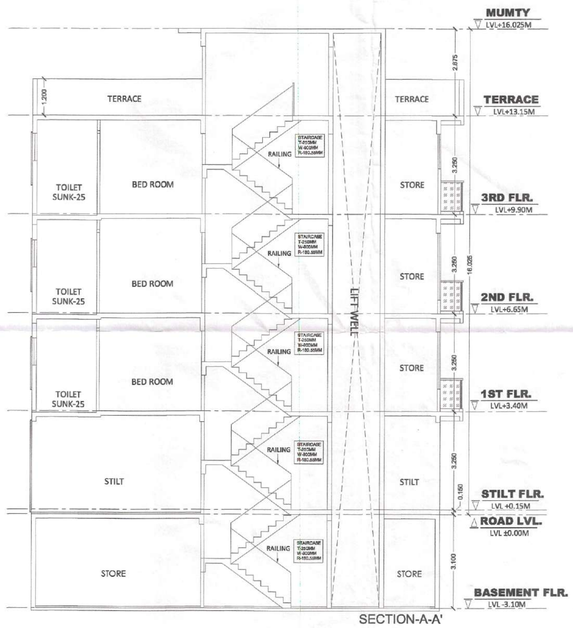

SECTION-A-A'

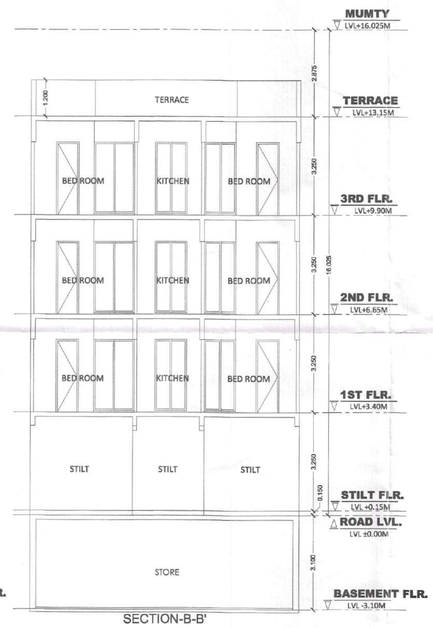

SECTION-B-B'

NOTE :
1. ADJACENT PLOTS WILL BE AS MIRROR LAYOUT.
2. TOILETS WILL BE MECHANICALLY VENTILATED.

PROJECT :

Building Plan of plot no. Type 'A' 02,04,06,08,10,12,14,16,18,20,23,25,27,29,31,33,35,37,39, 41,43,45, 47,49,51,53,55,57,59,61,63,65,67 69,71,73,75,77,79,81,83,85,87,89, 91,93,95,97,99,101,103,105,107,109,111,113,115,117,119,121,123, 125,127,129,131,133,135,137,139,141,143,145,159,161,163,165,167, 187,189,191,193,216,219,221,222,224,226,228,230,232,234,236,238, 248,250,252,254,256,258,260,262,264,266,268,270,272,274,276,277, 279,281,283,285,287,289,291,293,295,297,299,301,303,305,307,309, 311,313,315,317,319,321,323,325,327,333,335,337,338,340,342,344, 346,348,351,353,355,361,363,365,367,368,370,372,374,376,378,381, 383,385,387,389,395,397,399,401,403,405,407,409,411,413,415,417, 419,421,423,425,427,429,431,435,437,439,441,443,445,447,449,451, 453,455,457,459,461,463,465,467,469,471,473,475,477,479,481,483, 485,487,489,491,493,495,497,499,501,503,505,507,509,511,513,515, 517,519,521,523,525,527,529,531,533,535,537,539,541,543,545,547, 549,551,553,555,556,558,560,562,564,566,568,570,572,574,576, 578 & 580 (Total -254 Plots) measuring 149.97 Sqm. situated in Industrial Plotted Colony (DDJAY) on an area of 125.6 acres in Revenue estate of village Bhodsi,Ghamroj & Mahendwara Tehsil,District Gurugram (Licence no 121 of 2024 Dated 14/08/2024 to Signature Global Business Park Pvt. Ltd.

DRG.NO.- SIG/TYPE-A-02

ARCHITECT'S SIGN	OWNER'S SIGN