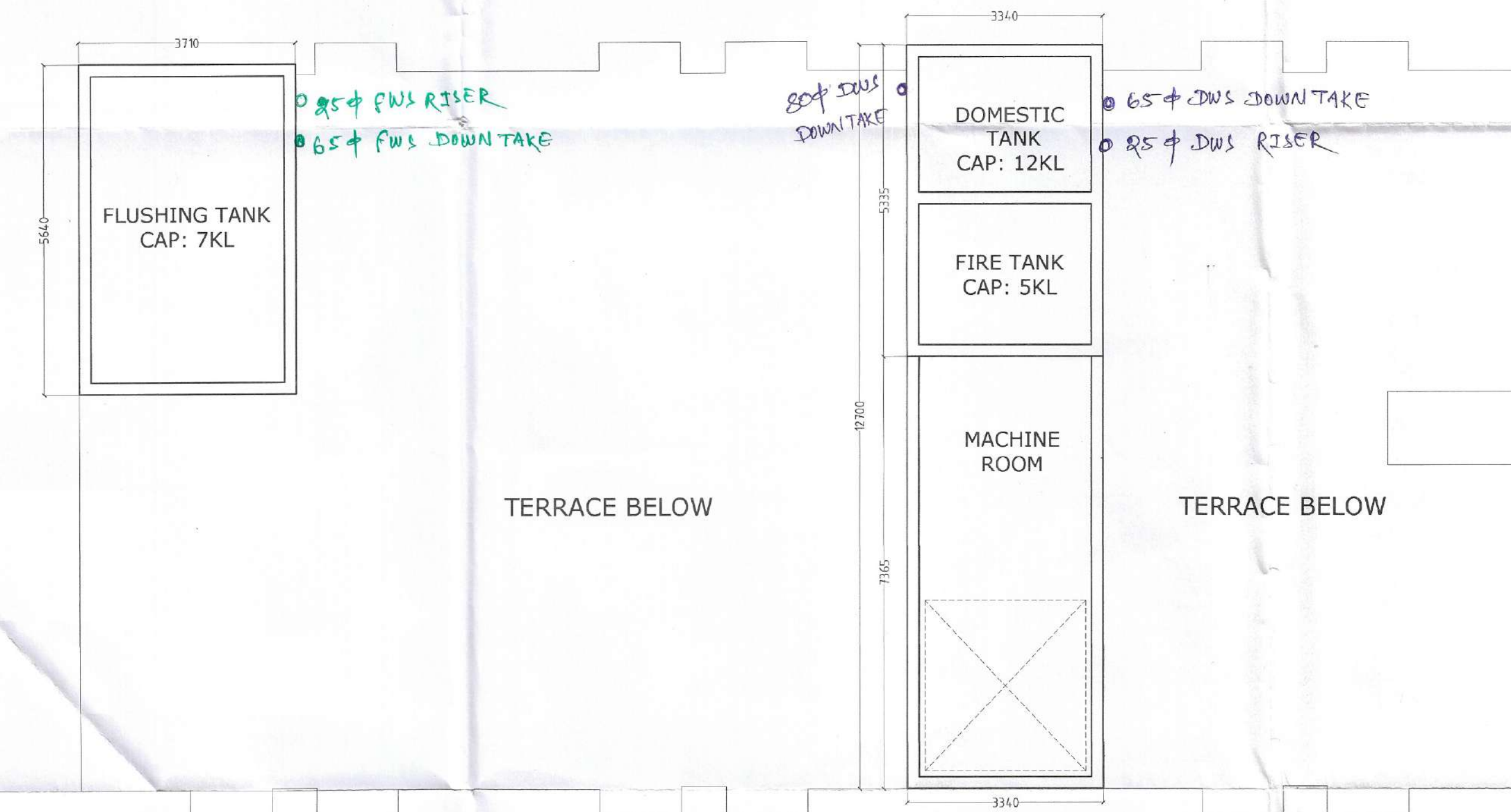
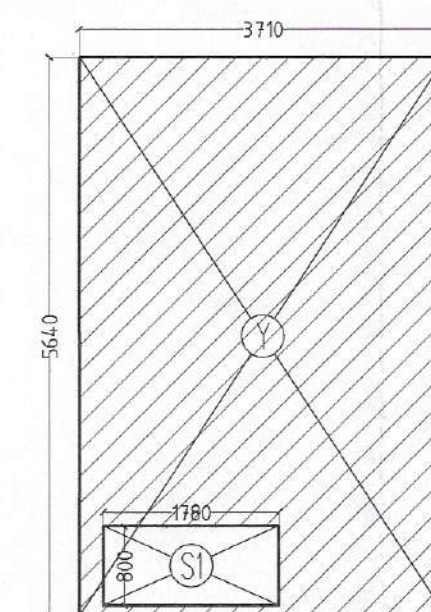


EWS TOWER TERRACE FLOOR PLAN  
SCALE 1:75

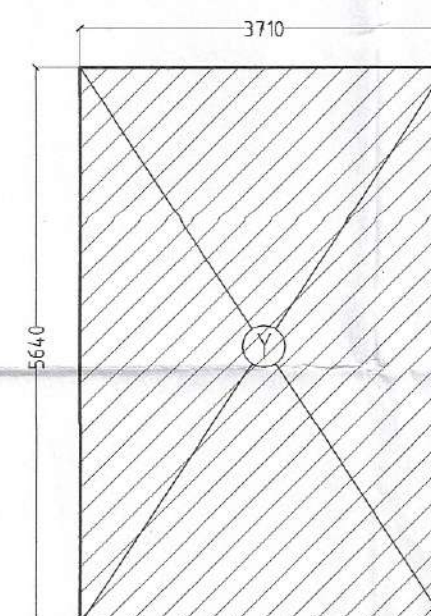


OHT & MACHINE ROOM PLAN  
SCALE 1:75

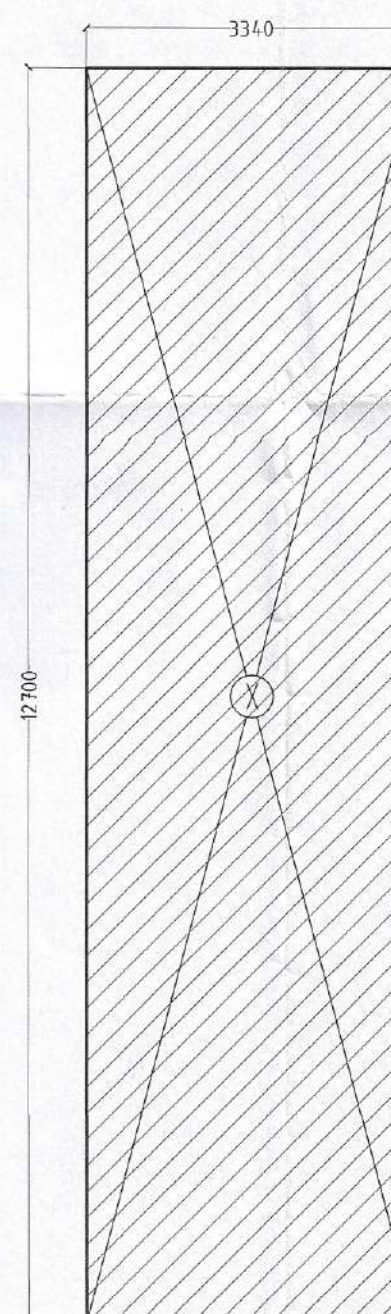
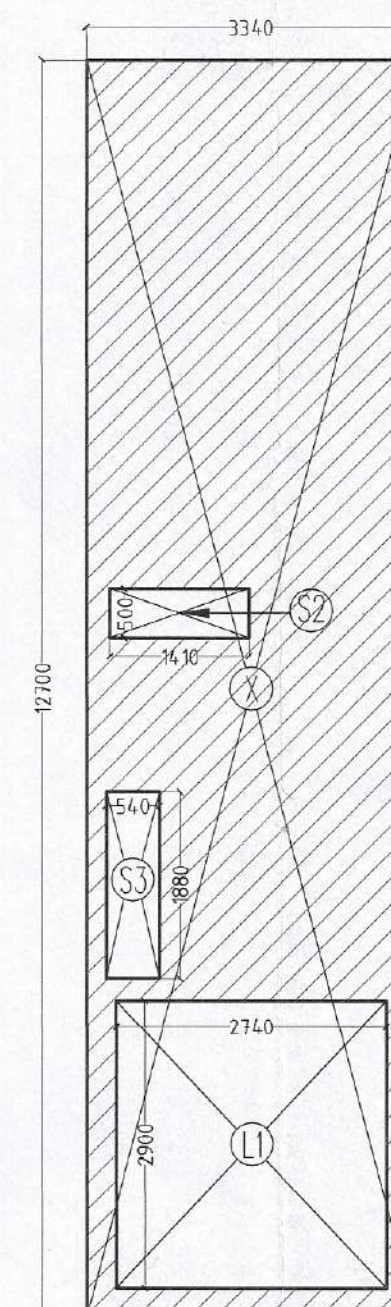
EWS TOWER SCHEDULE OF OPENING- TERRACE FLOOR						
S.No.	TYPE	SIZE	S.L.	LL	FIRE RATED (HRS.)	
1	FD	1200 X 2100	0	2100	2 HRS	
2	D1	1250 X 2100	0	2100		
5	W1	900 X 1050	1050	2100		
7	SD1	1410 X 1800	300	2100	2 HRS	
8	SD2	1780 X 1800	300	2100	2 HRS	
9	SD3	1155 X 1800	300	2100		



AREA DIAGRAM FOR TERRACE LVL. PLAN



AREA DIAGRAM FOR OHT & MACHINE ROOM



EWS BLOCK TERRACE FLOOR AREA CALCULATION					
TYPE	QUANTITY	SHAPE	FORMULA	DETAIL	CALCULATION EACH AREA IN SQ.M.
OUTLINE AREA					
ADDITION					
X	1	RECTANGLE	L X B	3.340	12.700
Y	1	RECTANGLE	L X B	3.710	5.640
TOTAL AREA (A1)					63.3424
CUTOUT AREA					
ADDITION					
S1	1	RECTANGLE	L X B	1.780	0.800
S2	1	RECTANGLE	L X B	1.410	0.500
S3	1	RECTANGLE	L X B	0.540	1.880
L1	1	RECTANGLE	L X B	2.740	2.900
TOTAL AREA (A2)					11.080
TOTAL BUILT-UP AREA OF TERRACE FLOOR A3 (A1-A2)					52.262
BUILT-UP AREA OF OHT, MUMTY & MACHINE ROOM (A1)					63.342

S.T.P. (HQ) S.T.P. (G) C.T.R. (HR)  
Member Secretary Member Chairman  
B.P.A.C. B.P.A.C. B.P.A.C.  
D.T. (HQ) ATP (HQ) (Dinesh Kumar) PA (HQ)  
AD PA ATP

Checked and found ok for Public Health  
(Internet) Service only subject to comments in  
in forwarding letter No. 18/1749...Dt. 28/08/2024

Sanctioned  
MEMO NO.: 27144  
DATED: 28/08/2024  
Superintending Engineer (HQ)  
for Chief Engineer  
SVP, Panchkula

- GENERAL NOTES :
- This Drawing and Design are the intellectual property of The Design Firm. This may not be reproduced, copied, circulated or be used for any other purposes apart from its intended purpose without written permission from The Design Firm.
  - This drawing is to be read in conjunction with the relevant specifications and conditions of contract.
  - All dimensions are only to be read and not measured or scaled.
  - This drawing unless stamped and signed good for construction by all agencies concerned shall not be used for any site works, procurement of materials or for any construction activity on site.
  - Any and all information in this drawing is subject to due verification and acceptance by the project management agency/Client. Discrepancies if any shall be brought to the notice immediately.
  - Any and all materials specified in this drawing are subject to variations in color, grain, texture, tone, warping etc. which are inherent to natural materials as well as to manmade materials due to the manufacturing processes involved.
  - All levels indicated on this drawing are finished levels unless expressly specified.
  - This drawing is to be read in conjunction with all other services/structure/other consultants drawings as may be applicable.
  - All dimensions are to be verified on site by the contractor and any discrepancy shall be brought to the notice of the project management agency.
  - This drawing shall in no way substitute the need for the client or any other agency to comply with any and all statutory requirements, inspections, activities and for compliance.
  - The Design Firm shall not be liable for the accuracy of execution on site of the information contained in this drawing.

ARCHITECT  
**MODARCHINDIA**  
ADDRESS: B-99, SECTOR-63, NOIDA 201301  
UTTAR PRADESH, INDIA

CONSULTING STRUCTURAL ENGINEER  
**MANISH CONSULTANTS**  
F19, SOUTH CITY 2, SECTOR 50  
GURGAON- 122018  
+91-124-4144714

CONSULTING ENGINEER  
**CESPL**  
NOIDA OFFICE B - 67, Sector 67, Noida - 201301  
Tel 0120 - 2303500 (30 Lines)

CONSULTING LANDSCAPE  
**SANJU BOSE LANDSCAPE CONSULTANTS**  
E - 47, Panchsheel Park  
New Delhi 110017

PROJECT DETAIL :  
**PROPOSED GROUP HOUSING OF MIXED LAND USE COLONY (90% RESIDENTIAL COMPONENT & 10% COMMERCIAL COMPONENT ) UNDER TOD POLICY ON THE AREA MEASURING 4.6875 ACRES (LICENSE NO. 49 OF 2024 DATED 14.03.2024) IN VILLAGE HAYATPUR, SECTOR-84, GURUGRAM MANESAR URBAN COMPLEX BEING DEVELOPED BY FOREVER BUILDTech PVT. LTD.**

OWNER'S SIGNATURE  
For FOREVER BUILDTech PRIVATE LIMITED

ARCHITECT'S SIGNATURE  
ANIL KUMAR  
CA/08/22706  
BARCH MCA

Drawing Title  
**EWS TOWER TERRACE FLOOR PLAN (LVL.+15300)**

Drawing No.  
**DWG-FBPL-21**  
Issued By  
Scale  
North