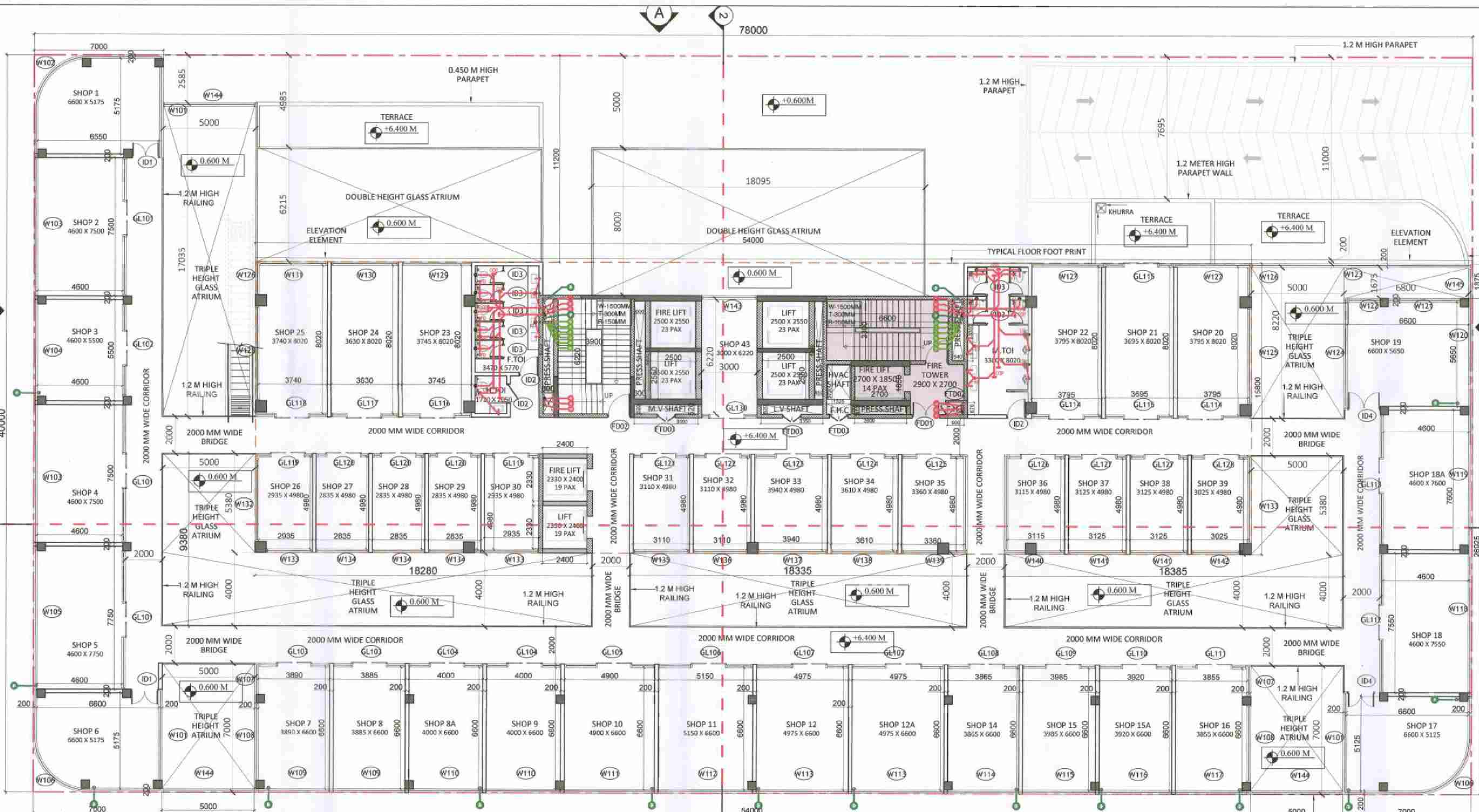

FIRST FLOOR PLAN (1:150) +6.400 M LVL

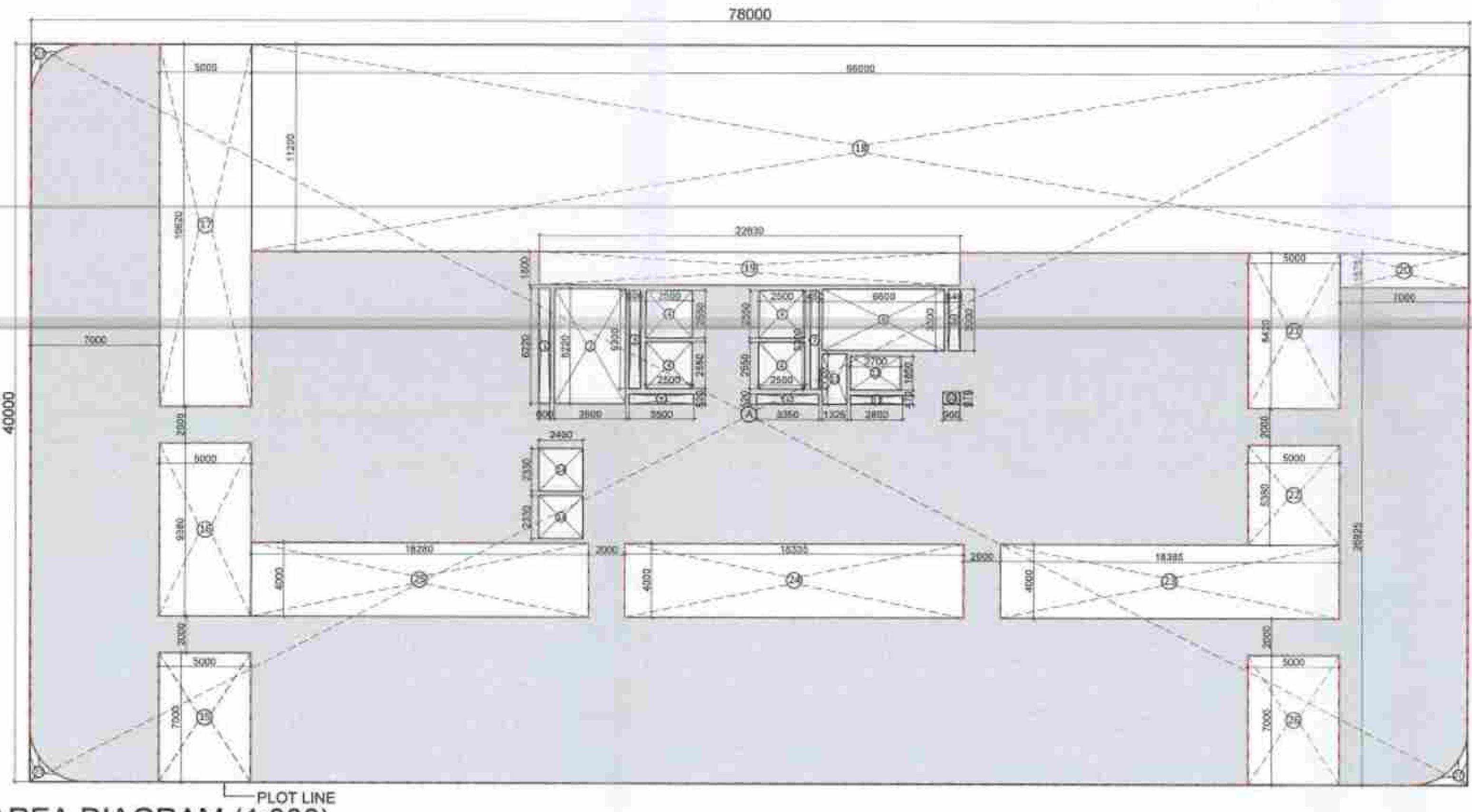

AREA DIAGRAM (1:300)

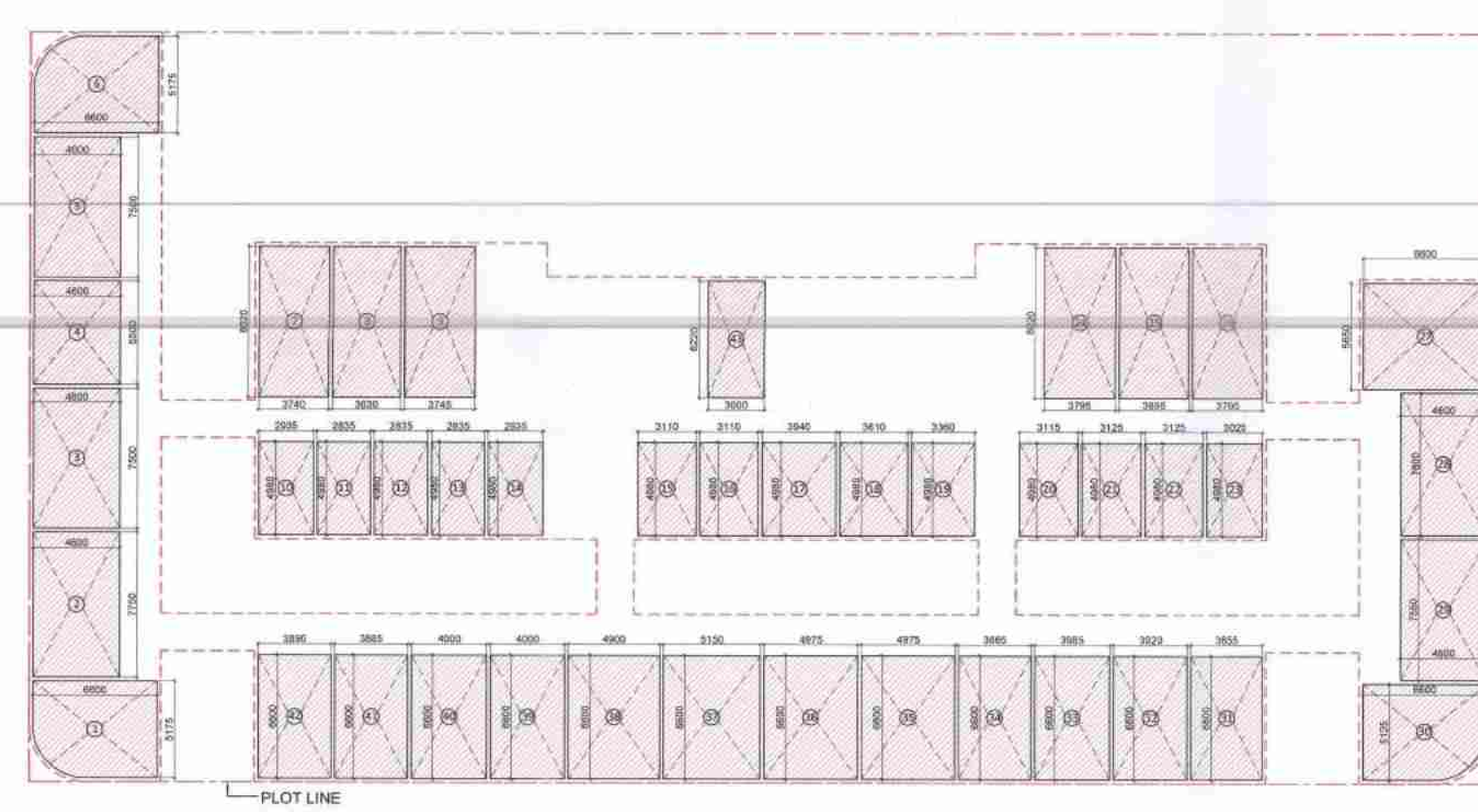

CARPET AREA DIAGRAM (1:300)

FAR FF				
S.NO.	NO.s	Length(in mm)	Breadth(in mm)	Area(in sqm)
ADDITION				
A	1	78000	40000	3120.00
TOTAL AREA(A)				3120.00
SUBTRACTION				
S.NO.	NO.s	Length(in mm)	Breadth(in mm)	Area(in sqm)
1	1	600	6220	3.73
2	1	3900	6220	24.26
3	1	600	5300	3.18
4	4	2500	2550	25.50
5	1	3500	520	1.82
6	1	3350	520	1.74
7	1	450	5300	2.39
8	1	6600	3300	21.78
9	1	640	3300	2.11
10	1	900	670	0.60
11	1	2800	470	1.32
12	1	2700	1850	5.00
13	1	1325	2720	3.60
14	2	2400	2330	11.18
15	1	5000	7000	35.00
16	1	5000	9380	46.90
17	1	5000	19620	98.10
18	1	66000	11200	739.20
19	1	22830	1800	41.09
20	1	7000	1875	13.13
21	1	5000	8420	42.10
22	1	5000	5380	26.90
23	1	18385	4000	73.54
24	1	18335	4000	73.34
25	1	18280	4000	73.12
26	1	5000	7000	35.00
27	3	AS PER SHAPE		5.79
TOTAL SUBTRACTION (B)				1411.42
FAR (A-B)				1708.58

AREA FREE FROM FAR				
S.NO.	NO.s	Length(in mm)	Breadth(in mm)	Area(in sqm)
2	1	3900	6220	24.26
8	1	6600	3300	21.78
TOTAL D				46.04

TOTAL Covered Area (C +D)		1754.62

CARPET AREA_FIRST FLOOR				
S.NO.	NO.s	Length(in mm)	Breadth(in mm)	Area(in sqm)
1	1	AS PER SHAPE		32.47
2	1	4600	7750	35.65
3	1	4600	7500	34.50
4	1	4600	5500	25.30
5	1	4600	7500	34.50
6	1	AS PER SHAPE		32.47
7	1	3740	8020	29.99
8	1	3630	8020	29.11
9	1	3745	8020	30.03
10	1	2935	4980	14.62
11	1	2835	4980	14.12
12	1	2835	4980	14.12
13	1	2835	4980	14.12
14	1	2935	4980	14.62
15	1	3110	4980	15.49
16	1	3110	4980	15.49
17	1	3940	4980	19.62
18	1	3610	4980	17.98
19	1	3360	4980	16.73
20	1	3115	4980	15.51
21	1	3125	4980	15.56
22	1	3125	4980	15.56
23	1	3025	4980	15.06
24	1	3795	8020	30.44
25	1	3695	8020	29.63
26	1	3795	8020	30.44
27	1	6600	5650	37.29
28	1	4600	7600	34.96
29	1	4600	7550	34.73
30	1	AS PER SHAPE		32.14
31	1	3855	6600	25.44
32	1	3920	6600	25.87
33	1	3985	6600	26.30
34	1	3865	6600	25.51
35	1	4975	6600	32.84
36	1	4975	6600	32.84
37	1	5150	6600	33.99
38	1	4900	6600	32.34
39	1	4000	6600	26.40
40	1	4000	6600	26.40
41	1	3885	6600	25.64
42	1	3890	6600	25.67
43	1	3000	6220	18.66
CARPET AREA				1090.16

FIRST FLOOR SANITARY FIXTURE CALCULATION

TOTAL COVERED AREA	:	1708.58 SQ.M.
TOTAL POPULATION @ 6 SQ.MT/PERSON	:	285

(REFER Clause 4.3 & 4.4.2.1, Table 3 OCCUPANT LOAD (AS PER NBC 2016-PART-08 BUILDING SERVICES)

VISITOR'S POPULATION @90% OF TOTAL POPULATION	:	256
MALE @1/2 OF VISITOR'S POPULATON	:	128
FEMALE @1/2 OF VISITOR'S POPULATON	:	128
STAFF POPULATION @10% OF TOTAL POPULATION	:	28
MALE @1/2 OF STAFF POPULATON	:	14
FEMALE @1/2 OF STAFF POPULATON	:	14

SANITARY FIXTURE CALCULATION								
	VISITOR				STAFF			
FIXTURE	REQUIRED		PROVIDED		REQUIRED		PROVIDED	
	MALE	FEMALE	MALE	FEMALE	MALE	FEMALE	MALE	FEMALE
WATER CLOSET	3	3	3	3	1	2	1	2
WASH BASIN	3	3	3	3	1	2	1	2
URINAL	3	-	3	-	1	-	1	-

(REFER Clause 4.2.5.1, Table 15 SHOPPING MALLS & RETAIL BUILDINGS (AS PER NBC 2016-PART-08 BUILDING SERVICES)

FIRST FLOOR				
SL.NO.	TAG.	Rough Opening Width	Rough Opening Height	REMARKS
INTERNAL DOOR SCHEDULE				
1	ID1	1500	2450	TOILET
2	ID2	1050	2450	TOILET
3	ID3	750	2450	TOILET
4	ID4	1800	2450	SHOP
FIRE DOOR SCHEDULE (2 HR FIRE RATED)				
1	FD1	1250	2450	STAIRCASE, LIFT LOBBY
2	FD2	1500	2450	STAIRCASE, LIFT LOBBY
WINDOW SCHEDULE				
1	W101	5175	3250	SHOP
2	W102	10710	3250	SHOP
3	W103	7500	3250	SHOP
4	W104	5500	3250	SHOP
5	W105	7750	3250	SHOP
6	W106	8710	3250	SHOP
7	W107	1500	3250	SHOP
8	W108	4200	3250	SHOP
9	W109	3885	3250	SHOP
10	W110	4000	3250	SHOP
11	W111	4900	3250	SHOP
12	W112	5150	3250	SHOP
13	W113	4975	3250	SHOP
14	W114	3865	3250	SHOP
15	W115	3985	3250	SHOP
16	W116	3920	3250	SHOP
17	W117	3855	3250	SHOP
18	W118	7550	3250	SHOP
19	W119	7600	3250	SHOP
20	W120	5650	3250	SHOP
21	W121	3900	3250	SHOP
22	W122	1800	3250	SHOP
23	W123	11800	3250	SHOP
24	W124	5850	3250	SHOP
25	W125	5250	3250	SHOP
26	W126	1600	3250	SHOP
27	W127	3795	3250	SHOP
28	W128	3695	3250	SHOP
29	W129	3745	3250	SHOP
30	W130	3630	3250	SHOP
31	W131	3740	3250	SHOP
32	W132	4580	3250	SHOP
33	W133	2935	3250	SHOP
34	W134	2835	3250	SHOP
35	W135	3105	3250	SHOP
36	W136	3110	3250	SHOP
37	W137	3940	3250	SHOP
38	W138	3610	3250	SHOP
39	W139	3360	3250	SHOP
40	W140	3115	3250	SHOP
41	W141	3125	3250	SHOP
42	W142	3025	3250	SHOP
43	W143	3000	3250	LIFT LOBBY
44	W144	5000	3250	CORRIDOR
44	W145	1675	3250	CORRIDOR
GLAZING SCHEDULE				
1	GL101	7500	3250	SHOP
2	GL102	5500	3250	SHOP
3	GL103	3885	3250	SHOP
4	GL104	4000	3250	SHOP
5	GL105	4900	3250	SHOP
6	GL106	5150	3250	SHOP
7	GL107	4975	3250	SHOP
8	GL108	3865	3250	SHOP
9	GL109	3985	3250	SHOP
10	GL110	3920	3250	SHOP
11	GL111	3855	3250	SHOP
12	GL112	7550	3250	SHOP
13	GL113	7100	3250	SHOP
14	GL114	3795	3250	SHOP
15	GL115	3695	3250	SHOP
16	GL116	3745	3250	SHOP
17	GL117	3630	3250	SHOP
18	GL118	3740	3250	SHOP
19	GL119	2935	3250	SHOP
20	GL120	2835	3250	SHOP
21	GL121	3105	3250	SHOP
22	GL122	3110	3250	SHOP
23	GL123	3940	3250	SHOP
24	GL124	3610	3250	SHOP
25	GL125	3360	3250	SHOP
26	GL126	3115	3250	SHOP
27	GL127	3125	3250	SHOP
28	GL128	3025	3250	SHOP
29	GL129	3000	3250	SHOP
30	GL130	3000	3250	LIFT LOBBY,SHOP

Authority Signatory

DTP (HQ) Member Secretary BPAC
STP (HQ) Member BPAC
CTP Chairman BPAC
JD (H)
DTP (H)
STP (H) (MEMBER) B.P.A.C.
Suraj Bhan J.D.

LEGEND FOR PLUMBING	
⊠	150x150mm CUTOUT IN SLAB FOR WC,UT & FT
①	100Ø C.I SOIL & VENT PIPE
①'	150Ø C.I SOIL & VENT PIPE
②	100Ø C.I WASTE & VENT PIPE
②'	150Ø C.I WASTE & VENT PIPE
③	75Ø C.I ANTI-SYPHONIC PIPE
④	DOMESTIC WATER SUPPLY FOR 25th to 15th FLOOR DOWN TAKE PIPE
⑤	FLUSHING WATER SUPPLY FOR 25th to 15th FLOOR DOWN TAKE PIPE
⑥	DOMESTIC WATER SUPPLY FOR 14th to 7th FLOOR DOWN TAKE PIPE
⑦	FLUSHING WATER SUPPLY FOR 14th to 7th FLOOR DOWN TAKE PIPE
⑧	DOMESTIC WATER SUPPLY FOR 6th to GROUND FLOOR DOWN TAKE PIPE
⑨	FLUSHING WATER SUPPLY FOR 6th to GROUND FLOOR DOWN TAKE PIPE
⑩	65Ø DOMESTIC WATER SUPPLY O.H TANK FILLING PIPE
⑪	50Ø FLUSHING WATER SUPPLY O.H TANK FILLING PIPE
12	160(OD)uPVC RAIN WATER PIPE FOR TERRACE
13	110(OD)uPVC RAIN WATER PIPE FOR TERRACE
D.W.S	DOMESTIC WATER SUPPLY
F.W.S	FLUSHING WATER SUPPLY
⋈	VALVE
FT	FLOOR TRAP
FD	FLOOR DRAIN
COP	CLEAN OUT PLUG
FCO	FLOOR CLEAN OUT

PLUMBING NOTES:-
- * W.C TO HORIZONTAL SOIL PIPE 100Ø SOIL PIPE
- * F.T TO HORIZONTAL WASTE PIPE 100Ø WASTE PIPE
- * U.T TO HORIZONTAL SOIL PIPE 100Ø SOIL PIPE
- * FLOOR DRAIN TO FLOOR TRAP 50Ø WASTE PIPE
- * WASH BASIN TO FLOOR TRAP 32Ø WASTE PIPE
- * SINK TO FLOOR TRAP 40Ø WASTE PIPE

NOTE:
1. THE BUILDING WILL BE MECHANICALLY VENTILATED.
2. SPRINKLERS ARE INCORPORATED AS NBC.

SANCTIONED
Vide Memo No. [illegible] Dated [illegible]

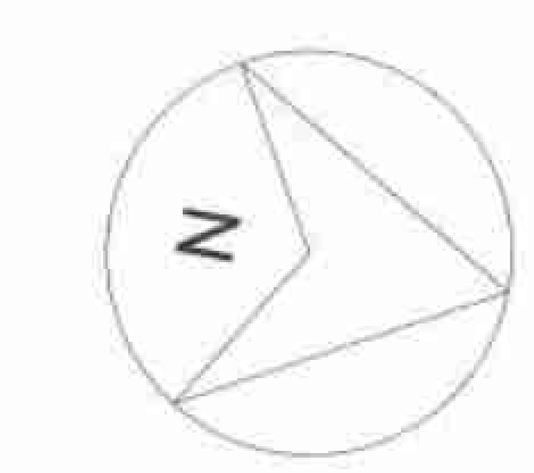

Architects :

OWNER SIGN

For ESSEL INFRA LLP
Designated Partner/Auth. Sign.

ARCHITECT SIGN

Ar. VINENDRA GOYAL
CA/2010/114682
H.No. 7202, [illegible], Gurugram

Clients:

ESSEL INFRA LLP

237593 02/09/2024

Project Title :

COMMERCIAL COMPLEX SITE C2 IN SHOPPING CENTRE SECTOR -43, GURUGRAM .

Superintending Engineer(HQ)
O/o Chief Engineer-I/II,
HSVP, Panchkula.

Drawing Title :

SUBMISSION DRAWINGS

1ST FLOOR

Scale :		Drawing No : C2_FP-02
Date :	JUN-2024	
Drawn By :	P.K	
Checked By :	A.S	
Sheet Size :	A1	

4

3

2

1

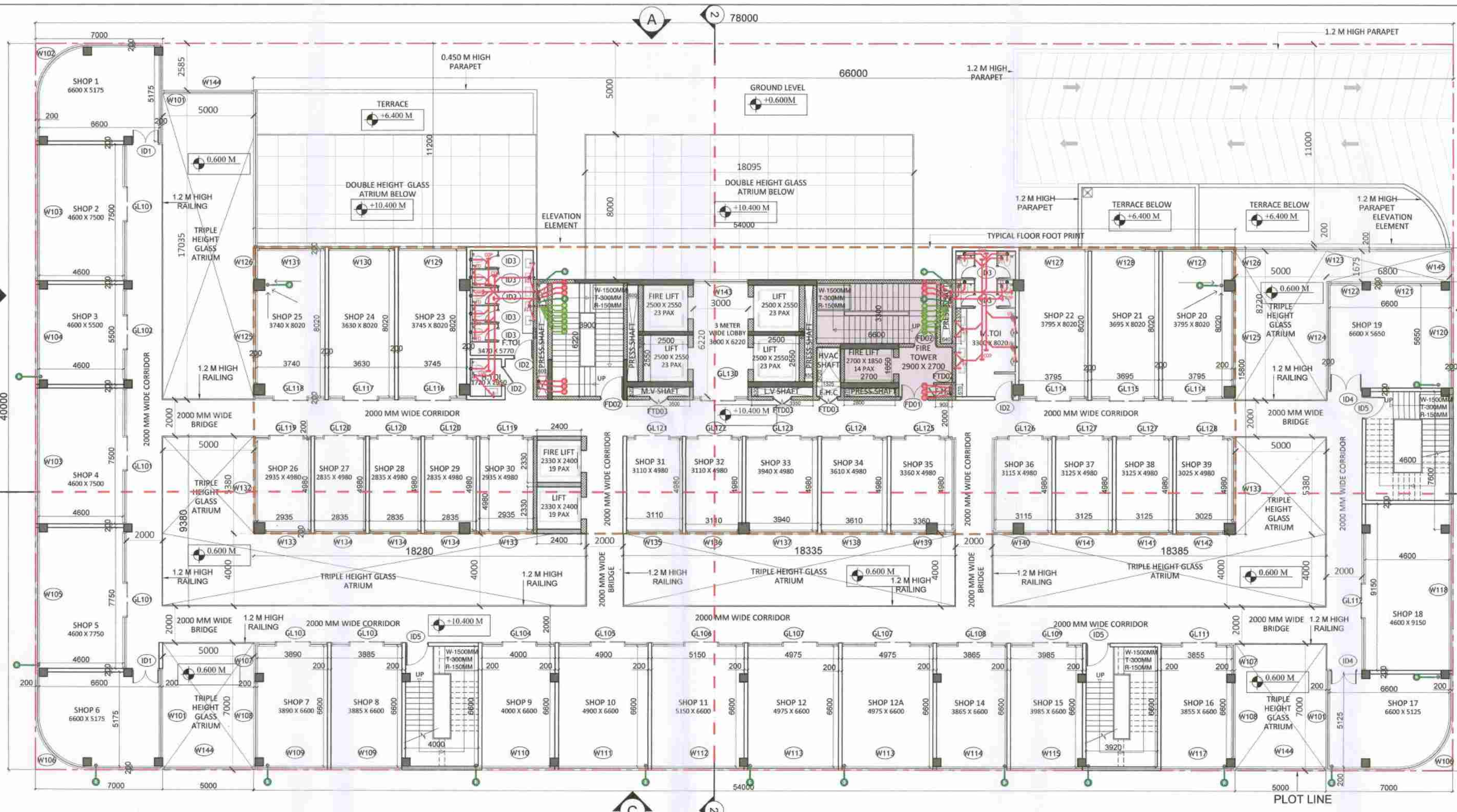

SECOND FLOOR PLAN (1:150) +10.400 M LVL

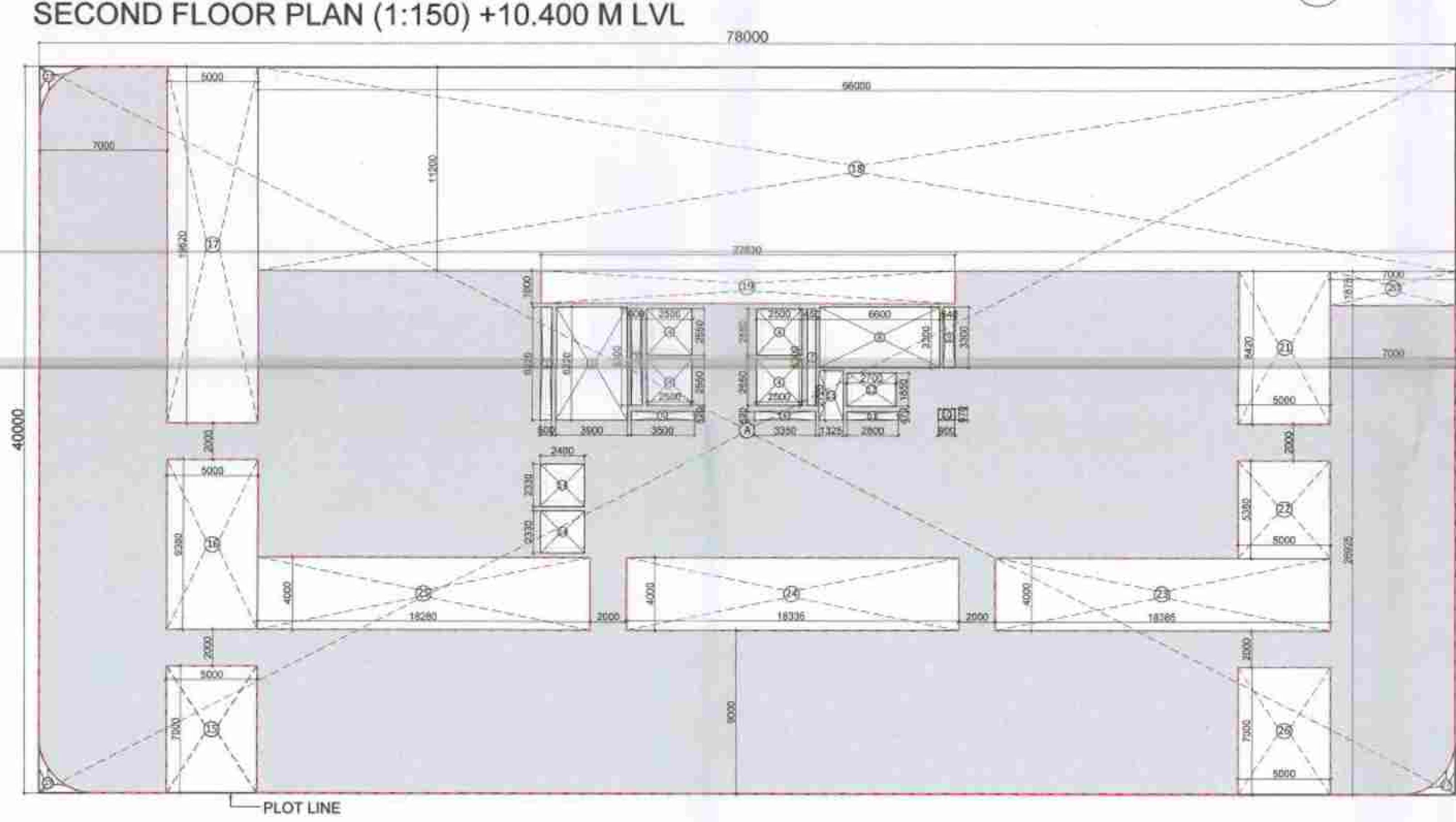

AREA DIAGRAM (1:300)

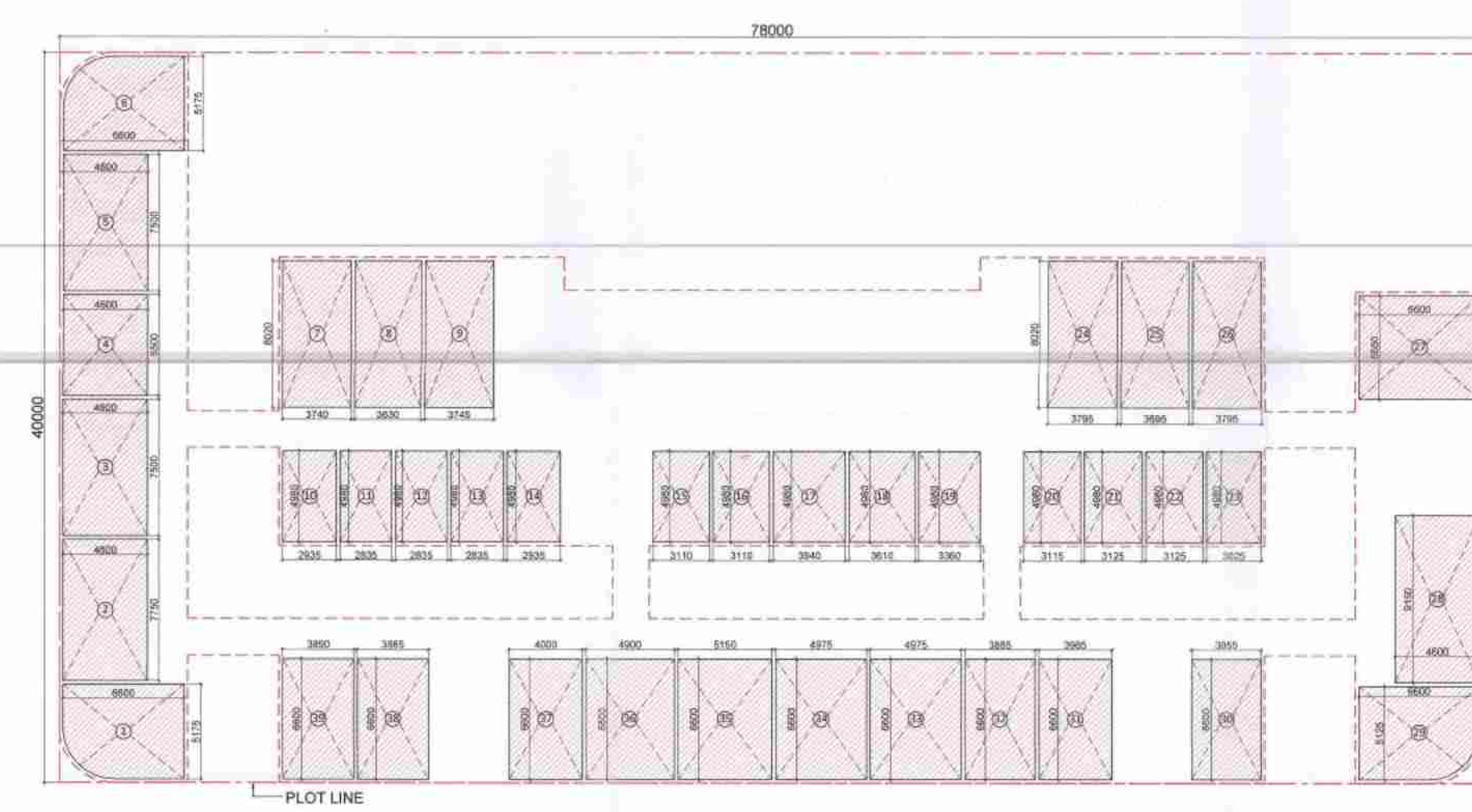

CARPET AREA DIAGRAM (1:300)

SECOND FLOOR SANITARY FIXTURE CALCULATION		
TOTAL COVERED AREA	:	1708.58 SQ.M.
TOTAL POPULATION @ 6 SQ.MT/PERSON	:	285
(REFER Clause 4.3 & 4.4.2.1, Table 3 OCCUPANT LOAD (AS PER NBC 2016-PART-08 BUILDING SERVICES)		
VISITOR'S POPULATION @90% OF TOTAL POPULA	:	256
MALE @1/2 OF VISITOR'S POPULATON	:	128
FEMALE @1/2 OF VISITOR'S POPULATON	:	128
STAFF POPULATION @10% OF TOTAL POPULATIO	:	28
MALE @1/2 OF STAFF POPULATON	:	14
FEMALE @1/2 OF STAFF POPULATON	:	14

SANITARY FIXTURE CALCULATION

FIXTURE	VISITOR REQUIRED MALE	VISITOR REQUIRED FEMALE	VISITOR PROVIDED MALE	VISITOR PROVIDED FEMALE	STAFF REQUIRED MALE	STAFF REQUIRED FEMALE	STAFF PROVIDED MALE	STAFF PROVIDED FEMALE
WATER CLOSET	3	3	3	3	1	2	1	2
WASH BASIN	3	3	3	3	1	2	1	2
URINAL	3	-	3	-	1	-	1	-

(REFER Clause 4.2.5.1, Table 15 SHOPPING MALLS & RETAIL BUILDINGS (AS PER NBC 2016-PART-08 BUILDING SERVICES)

SECOND FLOOR

SL.NO.	TAG.	Rough Opening Width	Rough Opening Height	REMARKS
INTERNAL DOOR SCHEDULE				
1	ID1	1500	2450	TOILET
2	ID2	1050	2450	TOILET
3	ID3	750	2450	TOILET
4	ID4	1800	2450	SHOP
FIRE DOOR SCHEDULE (2HR FIRE RATED)				
1	FD1	1250	2450	STAIRCASE, LIFT LOBBY
2	FD2	1500	2450	STAIRCASE, LIFT LOBBY
WINDOW SCHEDULE				
1	W101	5175	3450	SHOP
2	W102	10710	3450	SHOP
3	W103	7500	3450	SHOP
4	W104	5500	3450	SHOP
5	W105	7750	3450	SHOP
6	W106	8710	3450	SHOP
7	W107	1500	3450	SHOP
8	W108	4200	3450	SHOP
9	W109	3885	3450	SHOP
10	W110	4000	3450	SHOP
11	W111	4900	3250/B.O.B	SHOP
12	W112	5150	3250/B.O.B	SHOP
13	W113	4975	3250/B.O.B	SHOP
14	W114	3865	3250/B.O.B	SHOP
15	W115	3985	3250/B.O.B	SHOP
16	W116	3920	3250/B.O.B	SHOP
17	W117	3855	3250/B.O.B	SHOP
18	W118	7550	3250/B.O.B	SHOP
19	W119	7600	3250/B.O.B	SHOP
20	W120	5650	3250/B.O.B	SHOP
21	W121	3900	3250/B.O.B	SHOP
22	W122	1800	3250/B.O.B	SHOP
23	W123	11800	3250/B.O.B	SHOP
24	W124	5850	3250/B.O.B	SHOP
25	W125	5250	3250/B.O.B	SHOP
26	W126	1600	3250/B.O.B	SHOP
27	W127	3795	3250/B.O.B	SHOP
28	W128	3695	3250/B.O.B	SHOP
29	W129	3745	3250/B.O.B	SHOP
30	W130	3630	3250/B.O.B	SHOP
31	W131	3740	3250/B.O.B	SHOP
32	W132	4580	3250/B.O.B	SHOP
33	W133	2935	3250/B.O.B	SHOP
34	W134	2835	3250/B.O.B	SHOP
35	W135	3105	3250/B.O.B	SHOP
36	W136	3110	3250/B.O.B	SHOP
37	W137	3940	3250/B.O.B	SHOP
38	W138	3610	3250/B.O.B	SHOP
39	W139	3360	3250/B.O.B	SHOP
40	W140	3115	3250/B.O.B	SHOP
41	W141	3125	3250/B.O.B	SHOP
42	W142	3025	3250/B.O.B	SHOP
43	W143	3000	3250/B.O.B	LIFT LOBBY
44	W144	5000	3250/B.O.B	CORRIDOR
44	W145	1675	3250/B.O.B	CORRIDOR
GLAZING SCHEDULE				
1	GL101	7500	3250/B.O.B	SHOP
2	GL102	5500	3250/B.O.B	SHOP
3	GL103	3885	3250/B.O.B	SHOP
4	GL104	4000	3250/B.O.B	SHOP
5	GL105	4900	3250/B.O.B	SHOP
6	GL106	5150	3250/B.O.B	SHOP
7	GL107	4975	3250/B.O.B	SHOP
8	GL108	3865	3250/B.O.B	SHOP
9	GL109	3985	3250/B.O.B	SHOP
10	GL110	3920	3250/B.O.B	SHOP
11	GL111	3855	3250/B.O.B	SHOP
12	GL112	7550	3250/B.O.B	SHOP
13	GL113	7100	3250	SHOP
14	GL114	3795	3250	SHOP
15	GL115	3695	3250	SHOP
16	GL116	3745	3250	SHOP
17	GL117	3630	3250	SHOP
18	GL118	3740	3250	SHOP
19	GL119	2935	3250	SHOP
20	GL120	2835	3250	SHOP
21	GL121	3105	3250	SHOP
22	GL122	3110	3250	SHOP
23	GL123	3940	3250	SHOP
24	GL124	3610	3250	SHOP
25	GL125	3360	3250	SHOP
26	GL126	3115	3250	SHOP
27	GL127	3125	3250	SHOP
28	GL128	3025	3250	SHOP
29	GL129	3000	3250	SHOP
30	GL130	3000	3250	LIFT LOBBY,SHOP

FAR SF

S.NO.	NO.s	Length(in mm)	Breadth(in mm)	Area(in sqm)
ADDITION				
A	1	78000	40000	3120.00
TOTAL AREA(A)				3120.00
SUBTRACTION				
1	1	600	6220	3.73
2	1	3900	6220	24.26
3	1	600	5300	3.18
4	4	2500	2550	25.50
5	1	3500	520	1.82
6	1	3350	520	1.74
7	1	450	5300	2.39
8	1	6600	3300	21.78
9	1	640	3300	2.11
10	1	900	670	0.60
11	1	2800	470	1.32
12	1	2700	1850	5.00
13	1	1325	2720	3.60
14	2	2400	2330	11.18
15	1	5000	7000	35.00
16	1	5000	9380	46.90
17	1	5000	19620	98.10
18	1	66000	11200	739.20
19	1	22830	1800	41.09
20	1	7000	1875	13.13
21	1	5000	8420	42.10
22	1	5000	5380	26.90
23	1	18385	4000	73.54
24	1	18335	4000	73.34
25	1	18280	4000	73.12
26	1	5000	7000	35.00
27	3	AS PER SHAPE		5.79
TOTA SUBTRACTION (B)				1411.42
C. FAR (A-B)				1708.58

AREA FREE FROM FAR

S.NO.	NO.s	Length(in mm)	Breadth(in mm)	Area(in sqm)
ADDITION (X)				
2	1	3900	6220	24.26
8	1	6600	3300	21.78
TOTAL ADDITION				46.04

TOTAL Covered Area (C +D)		1754.62

CARPET AREA_SECOND FLOOR

S.NO.	NO.s	Length(in mm)	Breadth(in mm)	Area(in sqm)
1	1	AS PER SHAPE		32.47
2	1	4600	7750	35.65
3	1	4600	7500	34.50
4	1	4600	5500	25.30
5	1	4600	7500	34.50
6	1	AS PER SHAPE		32.47
7	1	3740	8020	29.99
8	1	3630	8020	29.11
9	1	3745	8020	30.03
10	1	2935	4980	14.62
11	1	2835	4980	14.12
12	1	2835	4980	14.12
13	1	2835	4980	14.12
14	1	2935	4980	14.62
15	1	3110	4980	15.49
16	1	3110	4980	15.49
17	1	3940	4980	19.62
18	1	3610	4980	17.98
19	1	3360	4980	16.73
20	1	3115	4980	15.51
21	1	3125	4980	15.56
22	1	3125	4980	15.56
23	1	3025	4980	15.06
24	1	3795	8020	30.44
25	1	3695	8020	29.63
26	1	3795	8020	30.44
27	1	6600	5650	37.29
28	1	4600	9150	42.09
29	1	AS PER SHAPE		32.14
30	1	3855	6600	25.44
31	1	3985	6600	26.30
32	1	3865	6600	25.51
33	1	4975	6600	32.84
34	1	4975	6600	32.84
35	1	5150	6600	33.99
36	1	4900	6600	32.34
37	1	4000	6600	26.40
38	1	3885	6600	25.64
39	1	3890	6600	25.67
CARPET AREA				991.62

Authority Signatory

DTP (HQ) Member Secretary BPAC — STP (HQ) Member BPAC — CTP Chairman BPAC

Suraj Bhan J.D. — JD (H) — DTP (H) — STP (H) MEMBER B.P.A.C.

LEGEND FOR PLUMBING

⊠	150x150mm CUTOUT IN SLAB FOR WC,UT & FT
①	100Ø C.I SOIL & VENT PIPE
①	150Ø C.I SOIL & VENT PIPE
②	100Ø C.I WASTE & VENT PIPE
②	150Ø C.I WASTE & VENT PIPE
③	75Ø C.I ANTI-SYPHONIC PIPE
④	DOMESTIC WATER SUPPLY FOR 25th to 15th FLOOR DOWN TAKE PIPE
⑤	FLUSHING WATER SUPPLY FOR 25th to 15th FLOOR DOWN TAKE PIPE
⑥	DOMESTIC WATER SUPPLY FOR 14th to 7th FLOOR DOWN TAKE PIPE
⑦	FLUSHING WATER SUPPLY FOR 14th to 7th FLOOR DOWN TAKE PIPE
⑧	DOMESTIC WATER SUPPLY FOR 6th to GROUND FLOOR DOWN TAKE PIPE
⑨	FLUSHING WATER SUPPLY FOR 6th to GROUND FLOOR DOWN TAKE PIPE
⑩	65Ø DOMESTIC WATER SUPPLY O.H TANK FILLING PIPE
⑪	50Ø FLUSHING WATER SUPPLY O.H TANK FILLING PIPE
12	160(OD)uPVC RAIN WATER PIPE FOR TERRACE
13	110(OD)uPVC RAIN WATER PIPE FOR TERRACE
D.W.S	DOMESTIC WATER SUPPLY
F.W.S	FLUSHING WATER SUPPLY
⋈	VALVE
FT	FLOOR TRAP
FD	FLOOR DRAIN
COP	CLEAN OUT PLUG
FCO	FLOOR CLEAN OUT

PLUMBING NOTES:-

- * W.C TO HORIZONTAL SOIL PIPE 100Ø SOIL PIPE
- * F.T TO HORIZONTAL WASTE PIPE 100Ø WASTE PIPE
- * U.T TO HORIZONTAL SOIL PIPE 100Ø SOIL PIPE
- * FLOOR DRAIN TO FLOOR TRAP 50Ø WASTE PIPE
- * WASH BASIN TO FLOOR TRAP 32Ø WASTE PIPE
- * SINK TO FLOOR TRAP 40Ø WASTE PIPE

NOTE:

1. THE BUILDING WILL BE MECHANICALLY VENTILATED.
2. SPRINKLERS ARE INCORPORATED AS/NBC.

SANCTIONED Vide Memo No-26019A Dated 11/09/2024

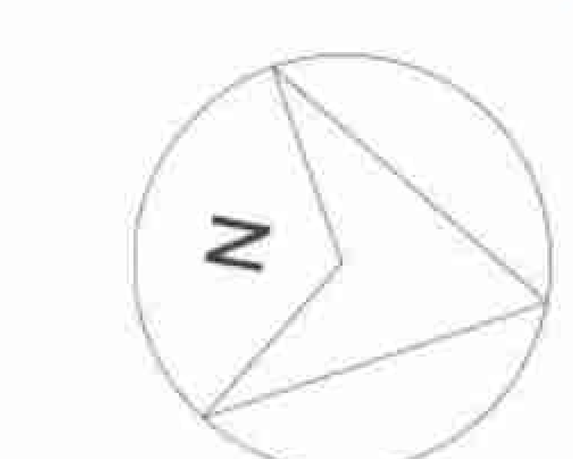

Architects :

OWNER SIGN

For ESSEL INFRA LLP

Designated Partner/Auth. Sign.

ARCHITECT SIGN

Ar. VINEMRA GOYAL

CA/2010/114882

Clients:

ESSEL INFRA LLP

letter No 232593 Dt 02/09/2024

Project Title :

COMMERCIAL COMPLEX SITE C2 IN SHOPPING CENTRE SECTOR -43, GURUGRAM .

Superintending Engineer(H) O/o Chief Engineer-I/II, HSVP, Panchkula.

Drawing Title :

SUBMISSION DRAWINGS

2ND FLOOR

Scale :	Drawing No : C2_FP-03
Date : JUN-2024	
Drawn By : P.K	
Checked By : A.S	
Sheet Size : A1	

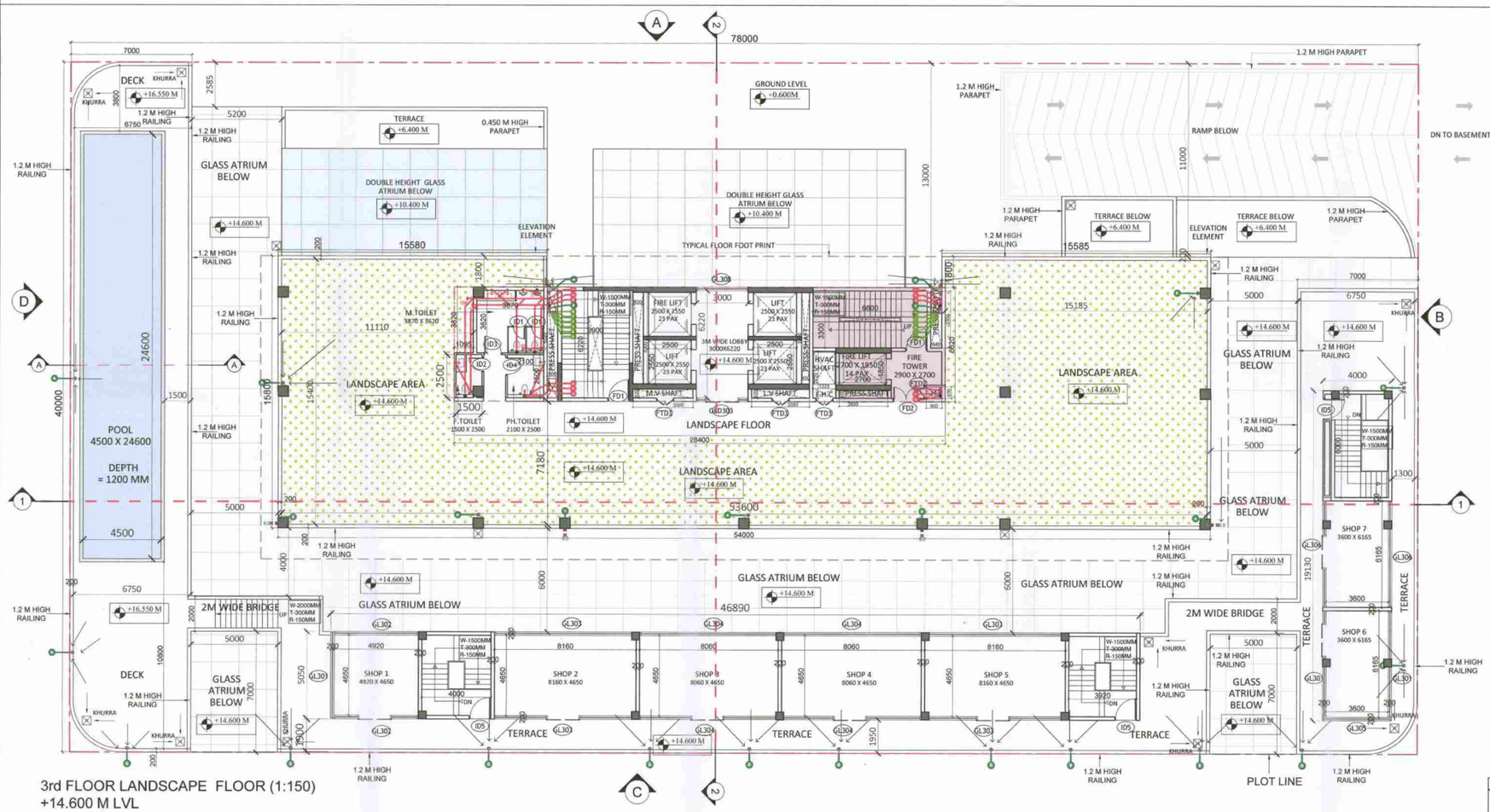

3rd FLOOR LANDSCAPE FLOOR (1:150)
+14.600 M LVL

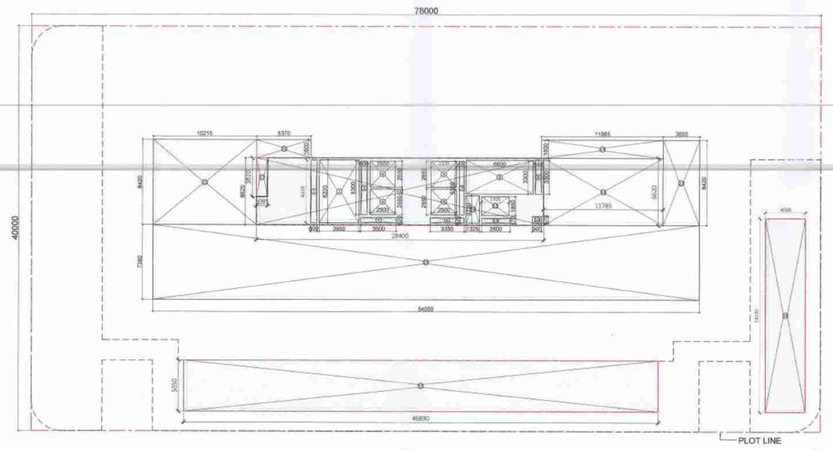

AREA DIAGRAM (1:300)

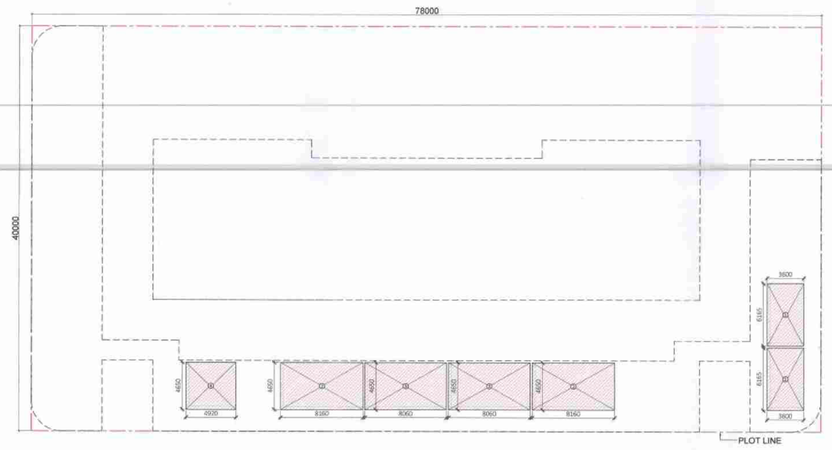

CARPET AREA DIAGRAM (1:300)

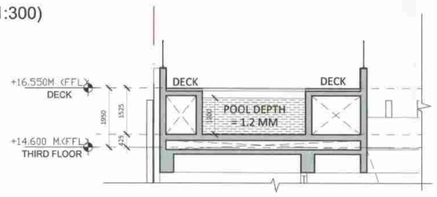

SECTION A (1:100)

FAR				
S.NO.	NO.s	Length(in mm)	Breadth(in mm)	Area(in sqm)
ADDITION				
A	1	28400	6620	188.01
14	1	4000	19130	76.52
15	1	46890	5050	236.79
TOTAL				501.32
SUBTRACTION				
S.NO.	NO.s	Length(in mm)	Breadth(in mm)	Area(in sqm)
1	1	600	6220	3.73
2	1	3900	6220	24.26
3	1	600	5300	3.18
4	4	2500	2550	25.50
5	1	3500	520	1.82
6	1	3350	520	1.74
7	1	450	5300	2.39
8	1	6600	3300	21.78
9	1	640	3300	2.11
10	1	900	670	0.60
11	1	2800	470	1.32
12	1	2700	1850	5.00
13	1	1325	2720	3.60
17	1	1095	3820	4.18
TOTAL SUBTRACTION (B)				101.21
C. FAR (A-B)				400.11

AREA FREE FROM FAR				
S.NO.	NO.s	Length(in mm)	Breadth(in mm)	Area(in sqm)
2	1	3900	6220	24.26
8	1	6600	3300	21.78
16	1	11785	6620	78.02
17	1	1095	3820	4.18
19	1	11985	1800	21.57
20	1	5370	1800	9.67
21	1	10215	8420	86.01
22	1	54000	7380	398.52
23	1	450	5300	2.39
D. TOTAL NON FAR				646.39
TOTAL Covered Area (C +D)				1046.50

CARPET AREA				
S.NO.	NO.s	Length(in mm)	Breadth(in mm)	Area(in sqm)
1	2	3600	6165	44.39
2	2	8160	4650	75.89
3	2	8060	4650	74.96
4	1	4920	4650	22.88
CARPET AREA				218.11

STILT FLOOR				
SL.NO.	TAG.	Rough Opening		REMARKS
		Width	Height	
INTERNAL DOOR SCHEDULE				
1	ID1	750	2450	TOILET
2	ID2	850	2450	TOILET
3	ID3	900	2450	TOILET
4	ID4	1050	2450	TOILET
5	ID5	1250	2450	STAIRCASE
FIRE DOOR SCHEDULE				
1	FD1	1250	2450	STAIRCASE, LIFT LOBBY
2	FD2	1500	2450	STAIRCASE, LIFT LOBBY
SERVICE DOOR SCHEDULE				
1	FTD1	850	2450	FHC
2	FTD2	600	2450	FHC
3	FTD3	1050	2450	ELECTRICAL ROOM
4	FTD4	1200	2450	FIRE CONTROL ROOM
GLAZING SCHEDULE				
1	GL301	4650	1750/B.O.B	
2	GL302	7000	1750/B.O.B	
3	GL303	17935	1750/B.O.B	
4	GL304	6600	1750/B.O.B	
5	GL305	3600	1750/B.O.B	
6	GL306	6220	1750/B.O.B	
7	GL307	11585	1750/B.O.B	
8	GL308	3000	1750/B.O.B	
9	GL309	4125	1750/B.O.B	
GLAZING DOOR SCHEDULE				
1	GLD301	4650	1750/B.O.B	
2	GLD302	3600	1750/B.O.B	
3	GLD303	3000	1750/B.O.B	
4	GLD304	11585	1750/B.O.B	

TYPICAL FLOOR SANITARY FIXTURE CALCULATION		
TOTAL COVERED AREA	:	400.11 SQ.M.
TOTAL POPULATION @ 1.8 SQ.MT/PERSON	:	40
(REFER Clause 4.3 & 4.4.2.1, Table 3 OCCUPANT LOAD (AS PER NBC 2016-PART-08 BUILDING SERVICES)		
MALE @1/2 OF VISITOR'S POPULATON	:	27
FEMALE @1/2 OF VISITOR'S POPULATON	:	13

SANITARY FIXTURE CALCULATION				
	VISITOR			
FIXTURE	REQUIRED		PROVIDED	
	MALE	FEMALE	MALE	FEMALE
WC	2	1	2	1
WB	2	1	2	1
URINAL	2	-	2	-

(REFER Clause 4.2.5.1, Table 1 OFFICE BUILDING (AS PER NBC 2016-PART-08 BUILDING SERVICES)

Authority Signatory

DTP (HQ) Member Secretary BPAC — STP (H) Member BPAC — CTP Chairman BPAC

Suraj Bhan J.D. — JD (H) — DTP (H) — STP (H) (MEMBER B.P.A.C.)

LEGEND FOR PLUMBING	
	150x150mm CUTOUT IN SLAB FOR WC,UT & FT
1	100Ø C.I SOIL & VENT PIPE
1	150Ø C.I SOIL & VENT PIPE
2	100Ø C.I WASTE & VENT PIPE
2	150Ø C.I WASTE & VENT PIPE
3	75Ø C.I ANTI-SYPHONIC PIPE
D	DOMESTIC WATER SUPPLY FOR 25th to 15th FLOOR DOWN TAKE PIPE
D	FLUSHING WATER SUPPLY FOR 25th to 15th FLOOR DOWN TAKE PIPE
D	DOMESTIC WATER SUPPLY FOR 14th to 7th FLOOR DOWN TAKE PIPE
D	FLUSHING WATER SUPPLY FOR 14th to 7th FLOOR DOWN TAKE PIPE
D	DOMESTIC WATER SUPPLY FOR 6th to GROUND FLOOR DOWN TAKE PIPE
D	FLUSHING WATER SUPPLY FOR 6th to GROUND FLOOR DOWN TAKE PIPE
D	65Ø DOMESTIC WATER SUPPLY O.H TANK FILLING PIPE
D	50Ø FLUSHING WATER SUPPLY O.H TANK FILLING PIPE
12	160(OD)uPVC RAIN WATER PIPE FOR TERRACE
13	110(OD)uPVC RAIN WATER PIPE FOR TERRACE
D.W.S	DOMESTIC WATER SUPPLY
F.W.S	FLUSHING WATER SUPPLY
	VALVE
FT	FLOOR TRAP
FD	FLOOR DRAIN
COP	CLEAN OUT PLUG
FCO	FLOOR CLEAN OUT

PLUMBING NOTES:-
* W.C TO HORIZONTAL SOIL PIPE 100Ø SOIL PIPE
* F.T TO HORIZONTAL WASTE PIPE 100Ø WASTE PIPE
* U.T TO HORIZONTAL SOIL PIPE 100Ø SOIL PIPE
* FLOOR DRAIN TO FLOOR TRAP 50Ø WASTE PIPE
* WASH BASIN TO FLOOR TRAP 32Ø WASTE PIPE
* SINK TO FLOOR TRAP 40Ø WASTE PIPE

NOTE:
1. THE BUILDING WILL BE MECHANICALLY VENTILATED.
2. SPRINKLERS ARE INCORPORATED AS/NBC.

SANCTIONED
Vide Memo No.Lic.15/Zoned.21/JD/23

Architects :

OWNER SIGN — For ESSEL INFRA LLP — Designated Partner/Auth. Sign.

ARCHITECT SIGN — Ar. VINEMRA GOYAL CA/2001/91114552 H.No. 7323, Sector-46, Gurugram

Clients:
ESSEL INFRA LLP

Project Title :
COMMERCIAL COMPLEX SITE C2 IN SHOPPING CENTRE SECTOR -43, GURUGRAM .

Superintending Engineer(HQ) O/o Chief Engineer-I(I), HSVP, Panchkula.

Drawing Title :
SUBMISSION DRAWINGS
THIRD FLOOR

Scale :	Drawing No : C2_FP-04
Date : JUN-2024	
Drawn By : P.K	
Checked By : A.S	
Sheet Size : A1	

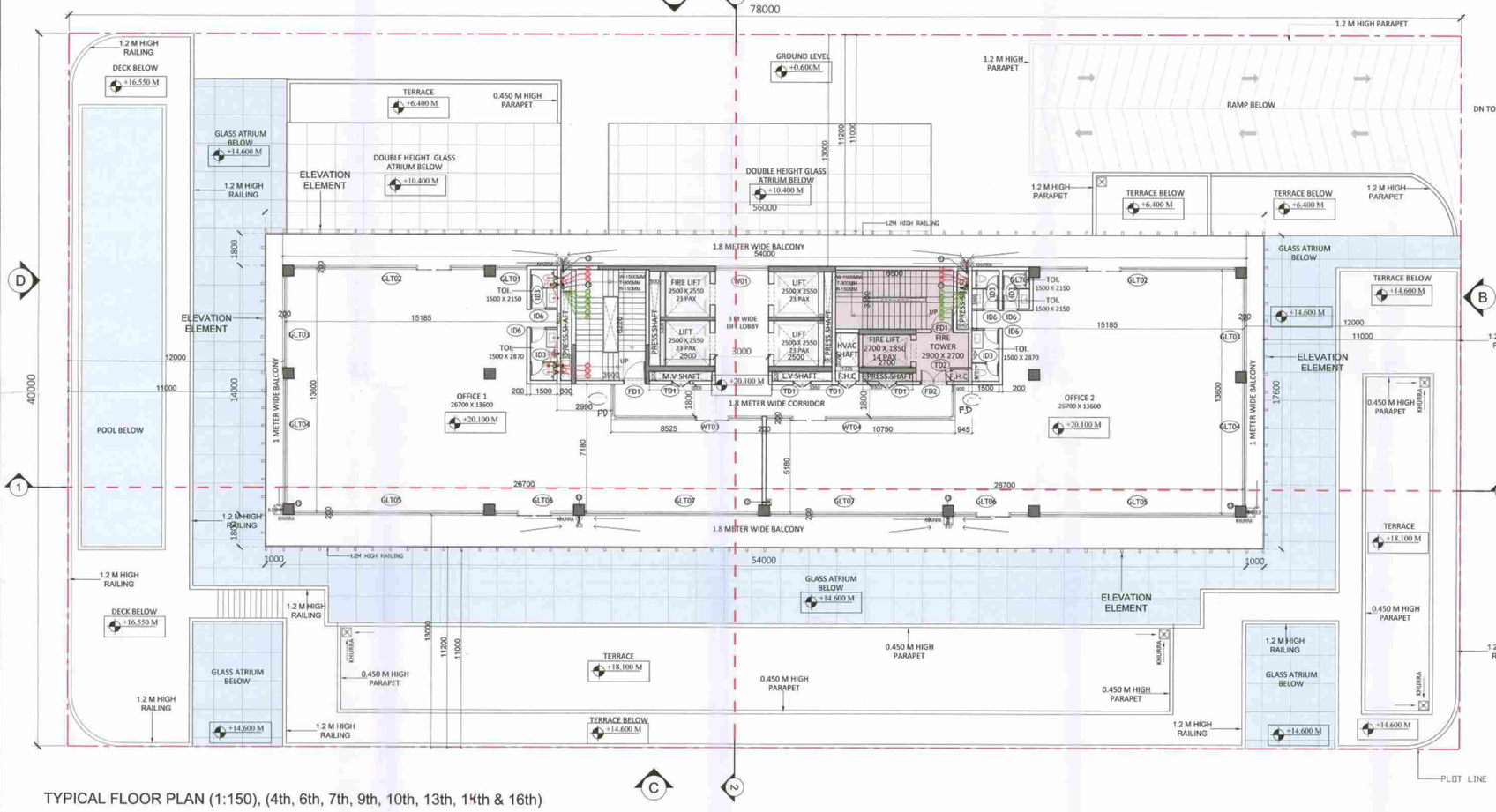

TYPICAL FLOOR PLAN (1:150), (4th, 6th, 7th, 9th, 10th, 13th, 14th & 16th)

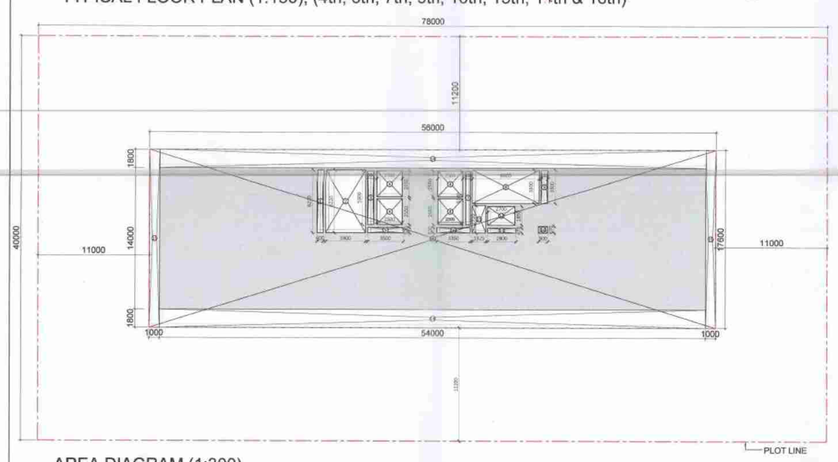

AREA DIAGRAM (1:300)

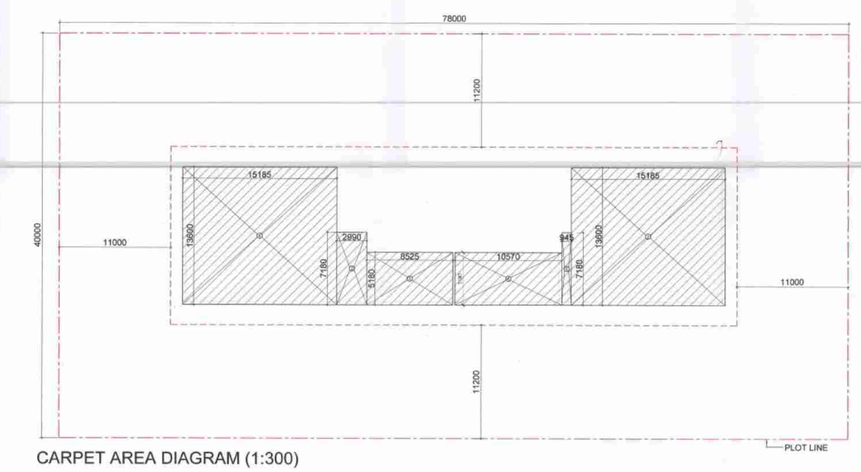

CARPET AREA DIAGRAM (1:300)

TYPICAL FLOOR		
S.NO	FLOOR	FLOOR LEVEL (FFL)
1.	FOURTH FLOOR	+20.100 M
2.	SIXTH FLOOR	+29.100 M
3.	SEVENTH FLOOR	+33.600 M
4.	NINTH FLOOR	+42.600 M
5.	TENTH FLOOR	+47.100 M
6.	THIRTEEN FLOOR	+60.600 M
7.	FIFTEEN FLOOR	+69.600 M
8.	SIXTEEN FLOOR	+74.100 M

FAR				
S.NO.	NO.s	Length(in mm)	Breadth(in mm)	Area(in sqm)
ADDITION				
A	1	58000	17600	985.60
TOTAL AREA(A)				985.60
SUBTRACTION				
S.NO.	NO.s	Length(in mm)	Breadth(in mm)	Area(in sqm)
1	1	600	6220	3.73
2	1	3900	6220	24.26
3	1	600	5300	3.18
4	4	2500	2550	25.50
5	1	3500	520	1.82
6	1	3350	520	1.74
7	1	450	5300	2.39
8	1	6600	3300	21.78
9	1	640	3300	2.11
10	1	900	670	0.60
11	1	2800	470	1.32
12	1	2700	1850	5.00
13	1	1325	2720	3.60
14	2	54000	1800	194.40
15	2	1000	17600	35.20
TOTAL SUBTRACTION (B)				326.63
C. FAR (A-B)				658.97

AREA FREE FROM FAR				
S.NO.	NO.s	Length(in mm)	Breadth(in mm)	Area(in sqm)
2	1	3900	6220	24.26
8	1	6600	3300	21.78
14	2	54000	1800	194.40
15	2	1000	17600	35.20
D. TOTAL NON FAR				275.64
TOTAL Covered Area (C +D)				934.61

CARPET AREA				
S.NO.	NO.s	Length(in mm)	Breadth(in mm)	Area(in sqm)
1	2	15185	13600	413.03
2	1	2990	7180	21.47
3	1	8525	5180	44.16
4	1	10570	5180	54.75
5	1	945	7180	6.79
CARPET AREA				540.20

TYPICAL FLOOR SANITARY FIXTURE CALCULATION		
TOTAL COVERED AREA	:	658.97 SQ.M.
TOTAL POPULATION @ 10 SQ.MT/PERSON	:	66
(REFER Clause 4.3 & 4.4.2.1, Table 3 OCCUPANT LOAD (AS PER NBC 2016-PART-08 BUILDING SERVICES)		
MALE @1/2 OF VISITOR'S POPULATON	:	33
FEMALE @1/2 OF VISITOR'S POPULATON	:	33

SANITARY FIXTURE CALCULATION				
	VISITOR			
FIXTURE	REQUIRED		PROVIDED	
	MALE	FEMALE	MALE	FEMALE
WC	2	3	2	3
WB	2	3	2	3
URINAL	1	-	2	

(REFER Clause 4.2.5.1, Table 1 OFFICE BUILDING (AS PER NBC 2016-PART-08 BUILDING SERVICES)

TYPICAL FLOOR				
SL.NO.	TAG.	Rough Opening		REMARKS
		Width	Height	
INTERNAL DOOR SCHEDULE				
1	ID3	750	2450	TOILET
2	ID6	825	2450	TOILET
FIRE DOOR SCHEDULE (2HR FIRE RATED)				
1	FD1	1250	2450	STAIRCASE, LIFT LOBBY
2	FD2	1500	2450	STAIRCASE, LIFT LOBBY
SERVICE DOOR SCHEDULE				
1	TD1	1000	2450	ELECTRICAL SHAFT
2	TD2	600	2450	FHC
3				
WINDOW SCHEDULE				
1	WT01	3000	3750	LIFT LOBBY
2	WT02	1800	3750	OFFICE
3	WT03	8525	3750	OFFICE
4	WT04	10625	3750	OFFICE
GLAZING SCHEDULE				
1	GLT01	1770	3750	OFFICE
2	GLT02	10715	3750	OFFICE
3	GLT02	5150	3750	OFFICE
4	GLT02	7050	3750	OFFICE
5	GLT02	10715	3750	OFFICE
6	GLT02	4400	3750	OFFICE
7	GLT02	9785	3750	OFFICE

Authority Signatory

DTP (HQ) Member Secretary SPAC — STP (HQ) Member SPAC — CTP Chairman SPAC — Suraj Bhan J.D. — JD (H) — DTP (H) — STP (H) (MEMBER) SPAC

LEGEND FOR PLUMBING	
	150x150mm CUTOUT IN SLAB FOR WC,UT & FT
1	100Ø C.I SOIL & VENT PIPE
1'	150Ø C.I SOIL & VENT PIPE
2	100Ø C.I WASTE & VENT PIPE
2'	150Ø C.I WASTE & VENT PIPE
3	75Ø C.I ANTI-SYPHONIC PIPE
D1	DOMESTIC WATER SUPPLY FOR 25th to 15th FLOOR DOWN TAKE PIPE
D2	FLUSHING WATER SUPPLY FOR 25th to 15th FLOOR DOWN TAKE PIPE
D3	DOMESTIC WATER SUPPLY FOR 14th to 7th FLOOR DOWN TAKE PIPE
D4	FLUSHING WATER SUPPLY FOR 14th to 7th FLOOR DOWN TAKE PIPE
D5	DOMESTIC WATER SUPPLY FOR 6th to GROUND FLOOR DOWN TAKE PIPE
D6	FLUSHING WATER SUPPLY FOR 6th to GROUND FLOOR DOWN TAKE PIPE
D7	65Ø DOMESTIC WATER SUPPLY O.H TANK FILLING PIPE
D8	50Ø FLUSHING WATER SUPPLY O.H TANK FILLING PIPE
12	160(OD)uPVC RAIN WATER PIPE FOR TERRACE
13	110(OD)uPVC RAIN WATER PIPE FOR TERRACE
D.W.S	DOMESTIC WATER SUPPLY
F.W.S	FLUSHING WATER SUPPLY
▷◁	VALVE
FT	FLOOR TRAP
FD	FLOOR DRAIN
COP	CLEAN OUT PLUG
FCO	FLOOR CLEAN OUT

PLUMBING NOTES:-
* W.C TO HORIZONTAL SOIL PIPE 100Ø SOIL PIPE
* F.T TO HORIZONTAL WASTE PIPE 100Ø WASTE PIPE
* U.T TO HORIZONTAL SOIL PIPE 100Ø SOIL PIPE
* FLOOR DRAIN TO FLOOR TRAP 50Ø WASTE PIPE
* WASH BASIN TO FLOOR TRAP 32Ø WASTE PIPE
* SINK TO FLOOR TRAP 40Ø WASTE PIPE

NOTE:
1. THE BUILDING WILL BE MECHANICALLY VENTILATED.
2. SPRINKLERS ARE INCORPORATED AS/NBC.

SANCTIONED Vide Memo/No.3Lc/Tg/Dated 23/04/2024

Architects :

OWNER SIGN — For ESSEL INFRA LLP — Designated Partner/Auth. Sign.

ARCHITECT SIGN — Ar. VINEETA GOYAL CA/2001/114582 — R.No. 7[illegible], Pocket [illegible], Sector [illegible], Gurugram

Clients:
ESSEL INFRA LLP

Clearance and Sanction for Public Health Engineering Service only subject to commen[illegible] in covering letter No. 287593 Dt. 02/4/2024

Project Title :
COMMERCIAL COMPLEX SITE C2 IN SHOPPING CENTRE SECTOR -43, GURUGRAM .

Superintending Engineer(HQ) O/o Chief Engineer-I, HSVP, Panchkula

Drawing Title :
SUBMISSION DRAWINGS

TYPICAL FLOOR (4th, 6th, 7th, 9th, 10th,13th, 14th & 16th)

Scale :	Drawing No : C2_FP-05
Date : JUN-2024	
Drawn By : P K	
Checked By : A S	
Sheet Size : A 1	

4 3 2 1

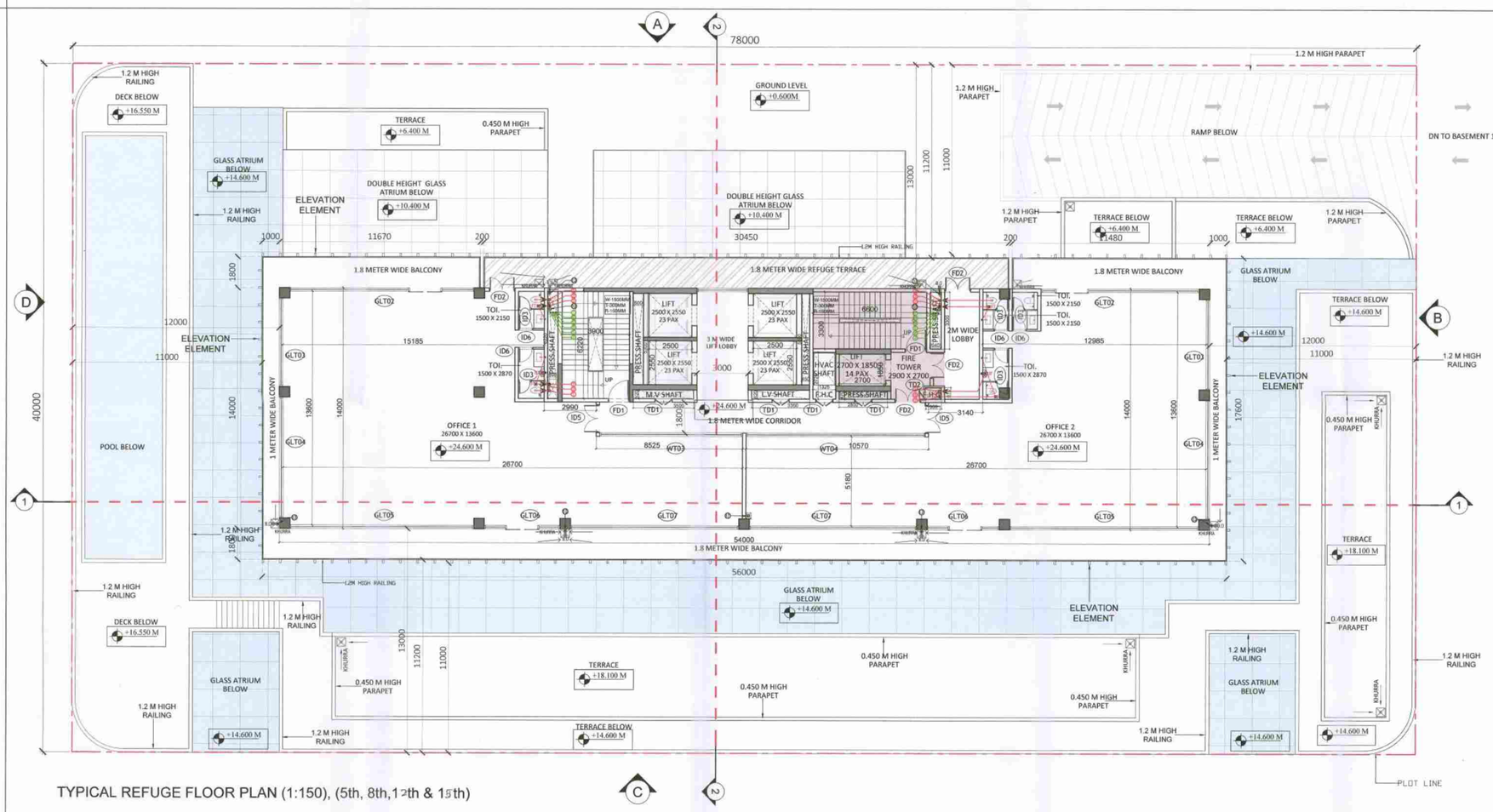

TYPICAL REFUGE FLOOR PLAN (1:150), (5th, 8th,12th & 15th)

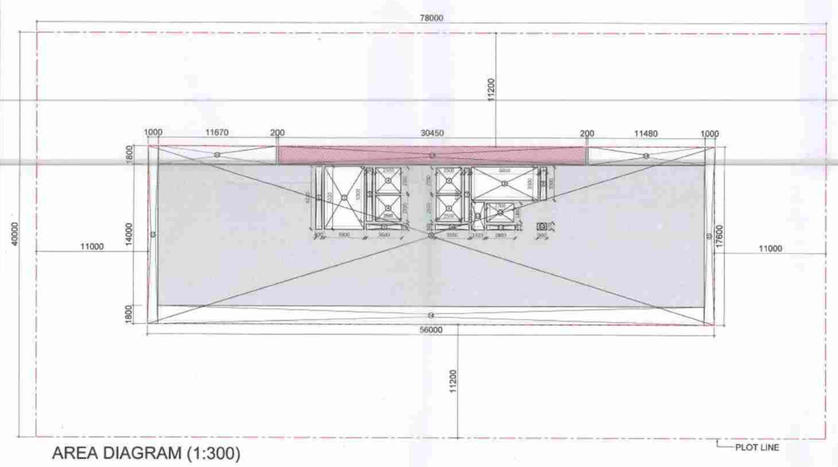

AREA DIAGRAM (1:300)

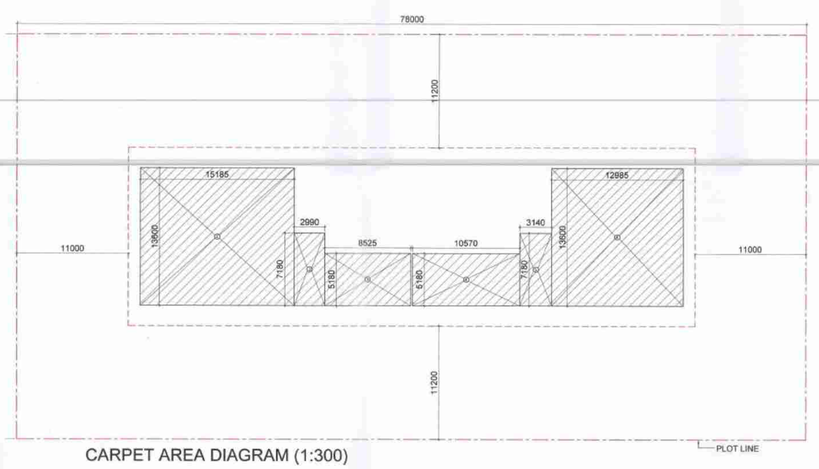

CARPET AREA DIAGRAM (1:300)



REFUGE AREA DIAGRAM (1:200)

REFUGE AREA CALCULATION				
S.NO.	NO.s	Length(in mm)	Breadth(in mm)	Area(in sqm)
17	1	30450	1800	54.81
TOTAL AREA				54.81

REFUGE AREA CALCULATION									
FLOOR	HT (in M)	Area of two consecutive floors (sqm)		Total area (sqm)	Occupant Load @ 10sqm/PERSON	Area equi. @ 0.3sqm/PERSON (sqm)	Additional area for wheelchair requirement (sqm)	Required floor area for refuge (sqm)	Area provided (sqm)
FIFTH FLOOR	24.975	658.97	658.97	1317.95	132	39.54	0.9	40.44	54.81
EIGHTH FLOOR	38.475	658.97	658.97	1317.95	132	39.54	0.9	40.44	54.81
12TH FLOOR	56.100	658.97	523.17	1182.15	118	35.46	0.9	36.36	54.81
15.TH FLOOR	69.600	658.97	658.97	1317.95	132	39.54	0.9	40.44	54.81
SERVICES FLOOR	85.100	658.97	658.97	1317.95	132	39.54	0.9	40.44	54.81

TYPICAL REFUGE FLOOR		
S.NO	FLOOR	FLOOR LEVEL
1.	FIFTH FLOOR	+ 24.600 M
2.	EIGHT FLOOR	+38.100 M
3.	FOURTEEN FLOOR	+65.100 M
4.	SEVENTEEN FLOOR	+79.600 M

FAR				
S.NO.	NO.s	Length(in mm)	Breadth(in mm)	Area(in sqm)
ADDITION				
A	1	56000	17600	985.60
TOTAL AREA(A)				985.60
SUBTRACTION				
S.NO.	NO.s	Length(in mm)	Breadth(in mm)	Area(in sqm)
1	1	600	6220	3.73
2	1	3900	6220	24.26
3	1	600	5300	3.18
4	4	2500	2550	25.50
5	1	3500	520	1.82
6	1	3350	520	1.74
7	1	450	5300	2.39
8	1	6600	3300	21.78
9	1	640	3300	2.11
10	1	900	670	0.60
11	1	2800	470	1.32
12	1	2700	1850	5.00
13	1	1325	2720	3.60
14	2	54000	1800	194.40
15	2	1000	17600	35.20
TOTAL SUBTRACTION (B)				326.63
C. FAR (A-B)				658.97

AREA FREE FROM FAR				
S.NO.	NO.s	Length(in mm)	Breadth(in mm)	Area(in sqm)
2	1	3900	6220	24.26
8	1	6600	3300	21.78
14	1	54000	1800	97.20
15	2	1000	17600	35.20
16	1	11670	1800	21.01
17	1	30450	1800	54.81
18	1	11480	1800	20.66
D. TOTAL NON FAR				274.92

TOTAL Covered Area (C +D)		933.89

CARPET AREA				
S.NO.	NO.s	Length(in mm)	Breadth(in mm)	Area(in sqm)
1	1	15185	13600	206.52
2	1	2990	7180	21.47
3	1	8525	5180	44.16
4	1	10570	5180	54.75
5	1	3140	7180	22.55
65	1	12985	13600	176.60
CARPET AREA				526.04

TYPICAL REFUGE FLOOR				
SL.NO.	TAG.	Rough Opening		REMARKS
		Width	Height	
INTERNAL DOOR SCHEDULE				
1	ID3	750	2450	TOILET
2	ID6	825	2450	TOILET
3	ID7	1650	2450	OFFICE
FIRE DOOR SCHEDULE (2HR FIRE RATED)				
1	FD1	1250	2450	STAIRCASE, LIFT LOBBY
2	FD2	1500	2450	STAIRCASE, LIFT LOBBY
3	FD3	2000	2450	STAIRCASE, LIFT LOBBY
SERVICE DOOR SCHEDULE				
1	TD1	1000	2450	ELECTRICAL SHAFT
2	TD2	600	2450	FHC
3				
WINDOW SCHEDULE				
1	WT01	3000	3750	LIFT LOBBY
2	WT02	1800	3750	OFFICE
3	WT03	8525	3750	OFFICE
4	WT04	10625	3750	OFFICE
GLAZING SCHEDULE				
1	GLT01	1770	3750	OFFICE
2	GLT02	10715	3750	OFFICE
2	GLT02A	9585	3750	OFFICE
3	GLT02	5150	3750	OFFICE
4	GLT02	7050	3750	OFFICE
5	GLT02	10715	3750	OFFICE
6	GLT02	4400	3750	OFFICE
7	GLT02	9785	3750	OFFICE

TYPICAL REFUGE FLOOR SANITARY FIXTURE CALCULATION		
TOTAL COVERED AREA	:	658.97 SQ.M.
TOTAL POPULATION @ 10 SQ.MT/PERSON	:	66
(REFER Clause 4.3 & 4.4.4.2.1, Table 3 OCCUPANT LOAD (AS PER NBC 2016-PART-08 BUILDING SERVICES)		
MALE @1/2 OF VISITOR'S POPULATON	:	33
FEMALE @1/2 OF VISITOR'S POPULATON	:	33

SANITARY FIXTURE CALCULATION				
	VISITOR			
FIXTURE	REQUIRED		PROVIDED	
	MALE	FEMALE	MALE	FEMALE
WC	2	3	2	3
WB	2	3	2	3
URINAL	1	-	2	

(REFER Clause 4.2.5.1, Table 1 OFFICE BUILDING (AS PER NBC 2016-PART-08 BUILDING SERVICES)

Authority Signatory

Suraj Bhan J.D. — JD (H) — DTP (HQ) Member Secretary BPAC — DTP (H) — STP (HQ) Member BPAC — STP (H) (MEMBER B.P.A.C.) — CTP Chairman BPAC

LEGEND FOR PLUMBING	
	150x150mm CUTOUT IN SLAB FOR WC,UT & FT
1	100Ø C.I SOIL & VENT PIPE
1	150Ø C.I SOIL & VENT PIPE
2	100Ø C.I WASTE & VENT PIPE
2	150Ø C.I WASTE & VENT PIPE
3	75Ø C.I ANTI-SYPHONIC PIPE
12	DOMESTIC WATER SUPPLY FOR 25th to 15th FLOOR DOWN TAKE PIPE
13	FLUSHING WATER SUPPLY FOR 25th to 15th FLOOR DOWN TAKE PIPE
15	DOMESTIC WATER SUPPLY FOR 14th to 7th FLOOR DOWN TAKE PIPE
17	FLUSHING WATER SUPPLY FOR 14th to 7th FLOOR DOWN TAKE PIPE
18	DOMESTIC WATER SUPPLY FOR 6th to GROUND FLOOR DOWN TAKE PIPE
19	FLUSHING WATER SUPPLY FOR 6th to GROUND FLOOR DOWN TAKE PIPE
15	65Ø DOMESTIC WATER SUPPLY O.H TANK FILLING PIPE
15	50Ø FLUSHING WATER SUPPLY O.H TANK FILLING PIPE
12	160(OD)uPVC RAIN WATER PIPE FOR TERRACE
13	110(OD)uPVC RAIN WATER PIPE FOR TERRACE
D.W.S	DOMESTIC WATER SUPPLY
F.W.S	FLUSHING WATER SUPPLY
▷◁	VALVE
FT	FLOOR TRAP
FD	FLOOR DRAIN
COP	CLEAN OUT PLUG
FCO	FLOOR CLEAN OUT

PLUMBING NOTES:-
* W.C TO HORIZONTAL SOIL PIPE 100Ø SOIL PIPE
* F.T TO HORIZONTAL WASTE PIPE 100Ø WASTE PIPE
* U.T TO HORIZONTAL SOIL PIPE 100Ø SOIL PIPE
* FLOOR DRAIN TO FLOOR TRAP 50Ø WASTE PIPE
* WASH BASIN TO FLOOR TRAP 32Ø WASTE PIPE
* SINK TO FLOOR TRAP 40Ø WASTE PIPE

NOTE:
1. THE BUILDING WILL BE MECHANICALLY VENTILATED.
2. SPRINKLERS ARE INCORPORATED AS/NBC.

SANCTIONED Vide Memo No.2121 Dated 21/9/24

Architects :

OWNER SIGN — For ESSEL INFRA LLP — Designated Partner/Auth. Sign.

ARCHITECT SIGN — Ar. VIMEERA GOYAL — CA/2019/114982 — H.No. 7334, Sector-C, Pocket-7, Vasant Kunj, New Delhi-110070

Clients:
ESSEL INFRA LLP

Project Title :
COMMERCIAL COMPLEX SITE C2 IN SHOPPING CENTRE SECTOR -43, GURUGRAM

Drawing Title
SUBMISSION DRAWINGS

TYPICAL REFUGE FLOOR
(5th, 8th,12th & 15th)

Scale :	
Date :	JUN-2024
Drawn By :	P.K
Checked By :	A.S
Sheet Size :	A1
Drawing No :	C2_FP-06

4
3
2
1

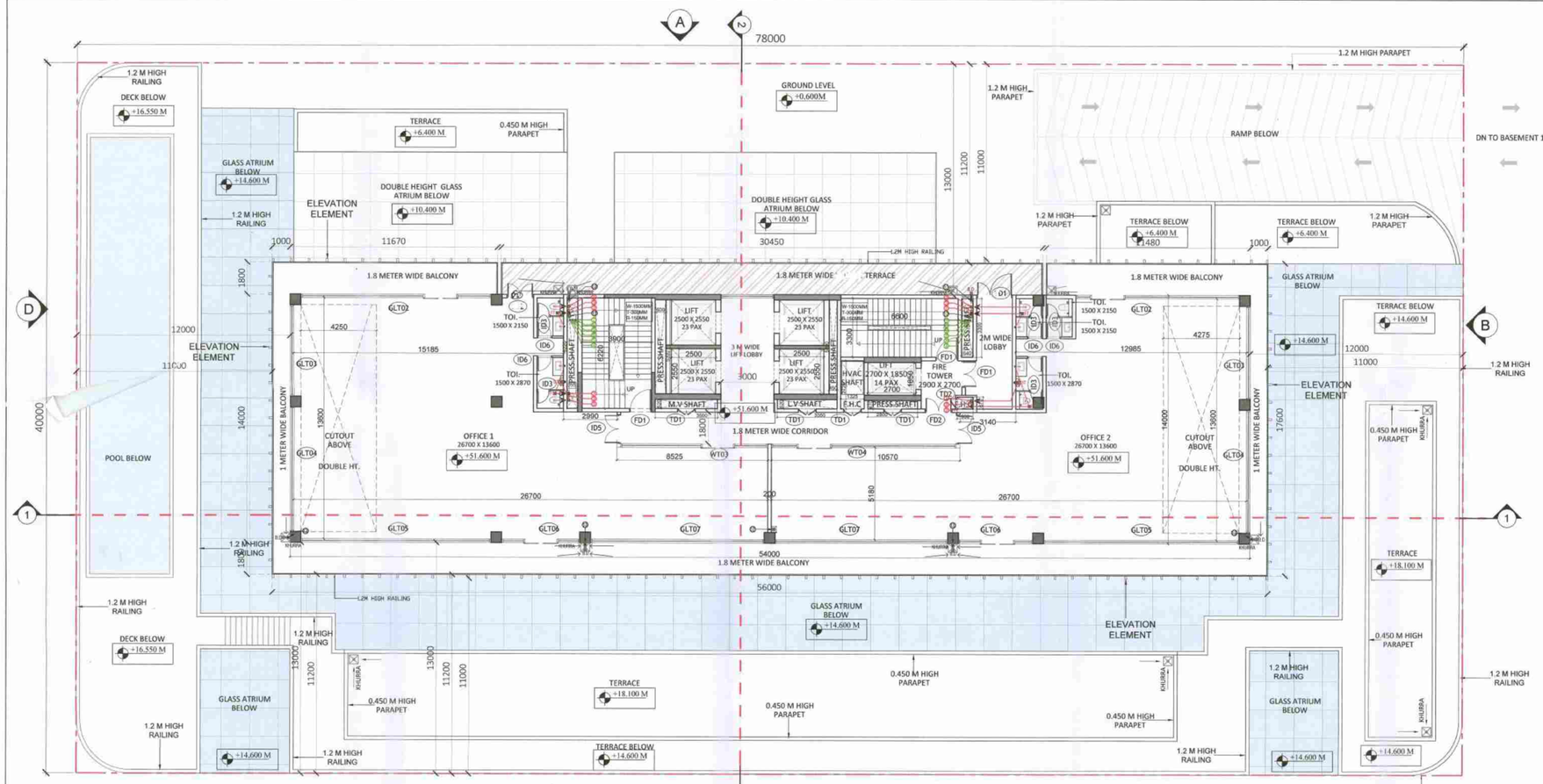

11th FLOOR
+51.600 M LVL

Note: Refuge Floor given At 12th Floor instead of 11th Floor.

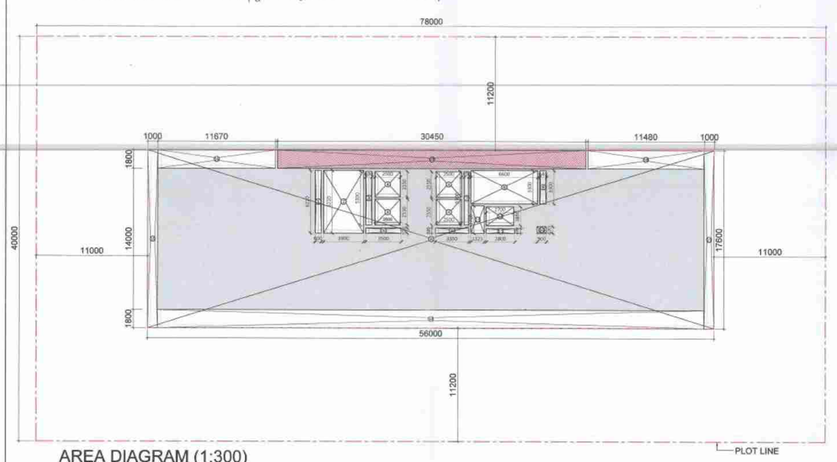

AREA DIAGRAM (1:300)

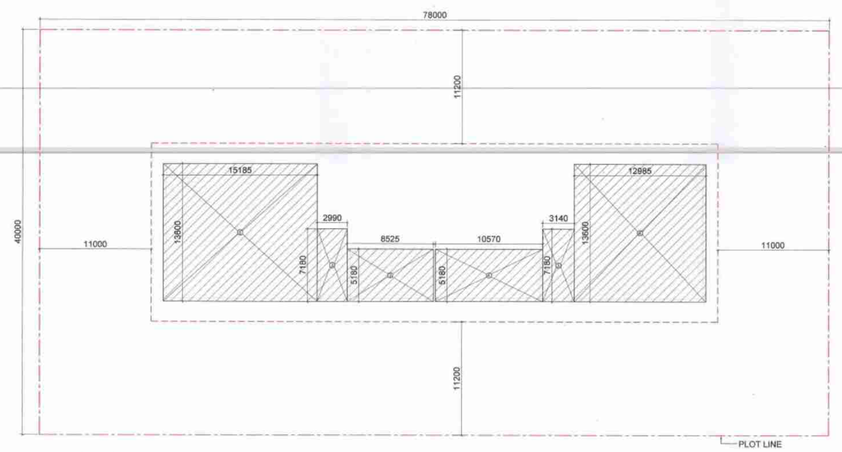

CARPET AREA DIAGRAM (1:300)



REFUGE AREA DIAGRAM (1:200)

REFUGE AREA CALCULATION				
S.NO.	NO.s	Length(in mm)	Breadth(in mm)	Area(in sqm)
17	1	30450	1800	54.81
TOTAL AREA				54.81

REFUGE AREA CALCULATION									
FLOOR	HT (in M)	Area of two consecutive floors (sqm)		Total area (sqm)	Occupant Load @ 10sqm/PERSON	Area equi. @ 0.3sqm/PERSON (sqm)	Additional area for wheelchair requirement (sqm)	Required floor area for refuge (sqm)	Area provided (sqm)
FIFTH FLOOR	24.975	658.97	658.97	1317.95	132	39.54	0.9	40.44	54.81
EIGHTH FLOOR	38.475	658.97	658.97	1317.95	132	39.54	0.9	40.44	54.81
12TH FLOOR	56.180	658.97	523.17	1182.15	118	35.46	0.9	36.36	54.81
15TH FLOOR	69.605	658.97	658.97	1317.95	132	39.54	0.9	40.44	54.81
SERVICES FLOOR	85.100	658.97	658.97	1317.95	132	39.54	0.9	40.44	54.81

FAR				
S.NO.	NO.s	Length(in mm)	Breadth(in mm)	Area(in sqm)
ADDITION				
A	1	56000	17600	985.60
TOTAL AREA(A)				985.60
SUBTRACTION				
S.NO.	NO.s	Length(in mm)	Breadth(in mm)	Area(in sqm)
1	1	600	6220	3.73
2	1	3900	6220	24.26
3	1	600	5300	3.18
4	4	2500	2550	25.50
5	1	3500	520	1.82
6	1	3350	520	1.74
7	1	450	5300	2.39
8	1	6600	3300	21.78
9	1	640	3300	2.11
10	1	900	670	0.60
11	1	2800	470	1.32
12	1	2700	1850	5.00
13	1	1325	2720	3.60
14	2	54000	1800	194.40
15	2	1000	17600	35.20
TOTAL SUBTRACTION (B)				326.63
C. FAR (A-B)				658.97

AREA FREE FROM FAR				
S.NO.	NO.s	Length(in mm)	Breadth(in mm)	Area(in sqm)
2	1	3900	6220	24.26
8	1	6600	3300	21.78
14	1	54000	1800	97.20
15	2	1000	17600	35.20
16	1	11670	1800	21.01
17	1	30450	1800	54.81
18	1	11480	1800	20.66
D. TOTAL NON FAR				274.92
TOTAL Covered Area (C +D)				933.89

CARPET AREA				
S.NO.	NO.s	Length(in mm)	Breadth(in mm)	Area(in sqm)
1	1	15185	13600	206.52
2	1	2990	7180	21.47
3	1	8525	5180	44.16
4	1	10570	5180	54.75
5	1	3140	7180	22.55
6b	1	12985	13600	176.60
CARPET AREA				526.04

TYPICAL REFUGE FLOOR				
SL.NO.	TAG.	Rough Opening Width	Rough Opening Height	REMARKS
INTERNAL DOOR SCHEDULE				
1	ID3	750	2450	TOILET
2	ID6	825	2450	TOILET
FIRE DOOR SCHEDULE (2HR FIRE RATED)				
1	FD1	1250	2450	STAIRCASE, LIFT LOBBY
2	FD2	1500	2450	STAIRCASE, LIFT LOBBY
3	FD3	2000	2450	STAIRCASE, LIFT LOBBY
SERVICE DOOR SCHEDULE				
1	TD1	1000	2450	ELECTRICAL SHAFT
2	TD2	600	2450	FHC
3				
WINDOW SCHEDULE				
1	WT01	3000	3750	LIFT LOBBY
2	WT02	1800	3750	OFFICE
3	WT03	8525	3750	OFFICE
4	WT04	10625	3750	OFFICE
GLAZING SCHEDULE				
1	GLT01	1770	3750	OFFICE
2	GLT02	10715	3750	OFFICE
2	GLT02A	9585	3750	OFFICE
3	GLT02	5150	3750	OFFICE
4	GLT02	7050	3750	OFFICE
5	GLT02	10715	3750	OFFICE
6	GLT02	4400	3750	OFFICE
7	GLT02	9785	3750	OFFICE

TYPICAL REFUGE FLOOR SANITARY FIXTURE CALCULATION		
TOTAL COVERED AREA	:	658.97 SQ.M.
TOTAL POPULATION @ 10 SQ.MT/PERSON	:	66
(REFER Clause 4.3 & 4.4.2.1, Table 3 OCCUPANT LOAD (AS PER NBC 2016-PART-08 BUILDING SERVICES)		
MALE @1/2 OF VISITOR'S POPULATON	:	33
FEMALE @1/2 OF VISITOR'S POPULATON	:	33

SANITARY FIXTURE CALCULATION				
VISITOR				
FIXTURE	REQUIRED		PROVIDED	
	MALE	FEMALE	MALE	FEMALE
WC	2	3	2	3
WB	2	3	2	3
URINAL	1	-	2	

(REFER Clause 4.2.5.1, Table 1 OFFICE BUILDING (AS PER NBC 2016-PART-08 BUILDING SERVICES)

Authority Signatory

Suraj Bhan
J.D.

DTP (HQ) Member Secretary BPAC
STP (HQ) Member BPAC
CTP Chairman BPAC
JD (H)
DTP (H)
STP (H) (MEMBER BPAC)

LEGEND FOR PLUMBING	
SI	150x150mm CUTOUT IN SLAB FOR WC,UT & FT
1	100Ø C.I SOIL & VENT PIPE
1	150Ø C.I SOIL & VENT PIPE
2	100Ø C.I WASTE & VENT PIPE
2	150Ø C.I WASTE & VENT PIPE
3	75Ø C.I ANTI-SYPHONIC PIPE
15	DOMESTIC WATER SUPPLY FOR 25th to 15th FLOOR DOWN TAKE PIPE
15	FLUSHING WATER SUPPLY FOR 25th to 15th FLOOR DOWN TAKE PIPE
15	DOMESTIC WATER SUPPLY FOR 14th to 7th FLOOR DOWN TAKE PIPE
15	FLUSHING WATER SUPPLY FOR 14th to 7th FLOOR DOWN TAKE PIPE
15	DOMESTIC WATER SUPPLY FOR 6th to GROUND FLOOR DOWN TAKE PIPE
15	FLUSHING WATER SUPPLY FOR 6th to GROUND FLOOR DOWN TAKE PIPE
15	65Ø DOMESTIC WATER SUPPLY O.H TANK FILLING PIPE
15	50Ø FLUSHING WATER SUPPLY O.H TANK FILLING PIPE
12	160(OD)uPVC RAIN WATER PIPE FOR TERRACE
13	110(OD)uPVC RAIN WATER PIPE FOR TERRACE
D.W.S	DOMESTIC WATER SUPPLY
F.W.S	FLUSHING WATER SUPPLY
▷◁	VALVE
FT	FLOOR TRAP
FD	FLOOR DRAIN
COP	CLEAN OUT PLUG
FCO	FLOOR CLEAN OUT

PLUMBING NOTES:-
* W.C TO HORIZONTAL SOIL PIPE 100Ø SOIL PIPE
* F.T TO HORIZONTAL WASTE PIPE 100Ø WASTE PIPE
* U.T TO HORIZONTAL SOIL PIPE 100Ø SOIL PIPE
* FLOOR DRAIN TO FLOOR TRAP 50Ø WASTE PIPE
* WASH BASIN TO FLOOR TRAP 32Ø WASTE PIPE
* SINK TO FLOOR TRAP 40Ø WASTE PIPE

NOTE:
1. THE BUILDING WILL BE MECHANICALLY VENTILATED.
2. SPRINKLERS ARE INCORPORATED AS/NBC.

SANCTIONED
Vide Memo No.
Dated

Architects :

OWNER SIGN
For ESSEL INFRA LLP
Designated Partner/Auth. Sign.

ARCHITECT SIGN
Ar. VIRENDRA GOYAL
CA/2016/114952
H.No. 7923, C.R. Street, Gurugram

Clients:
ESSEL INFRA LLP

Project Title :
COMMERCIAL COMPLEX SITE C2 IN SHOPPING CENTRE SECTOR -43, GURUGRAM .

Checked and found ok for Public Health Licensed Service only subject to comments in its forwarding letter No. 237593 ...dt. 02/07/2024

Drawing Title :
SUBMISSION DRAWINGS

DTP (HQ) Member BPAC

11TH FLOOR

Superintending Engineer(HQ)
Civil Chief Engineer-I&L
HSVP, Panchkula.

Scale :	
Date :	JUN-2024
Drawn By :	P.K
Checked By :	A.S
Sheet Size :	A1
Drawing No :	C2_FP-06

4
3
2
1

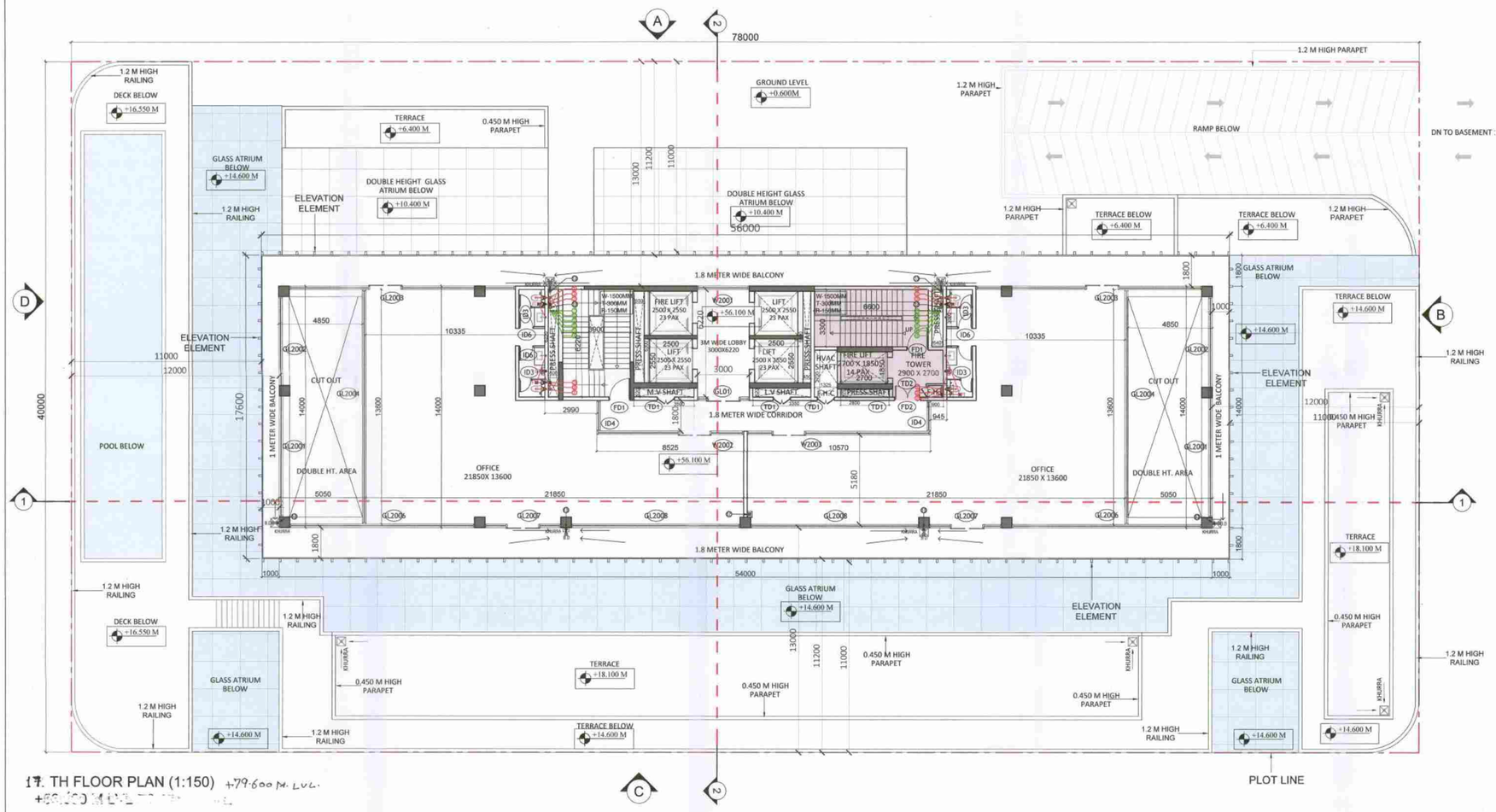

17. TH FLOOR PLAN (1:150) +79.600 M. LVL.

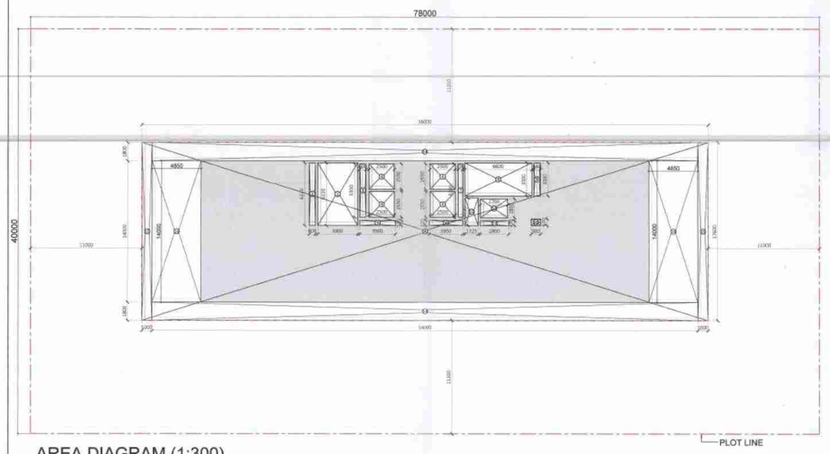

AREA DIAGRAM (1:300)

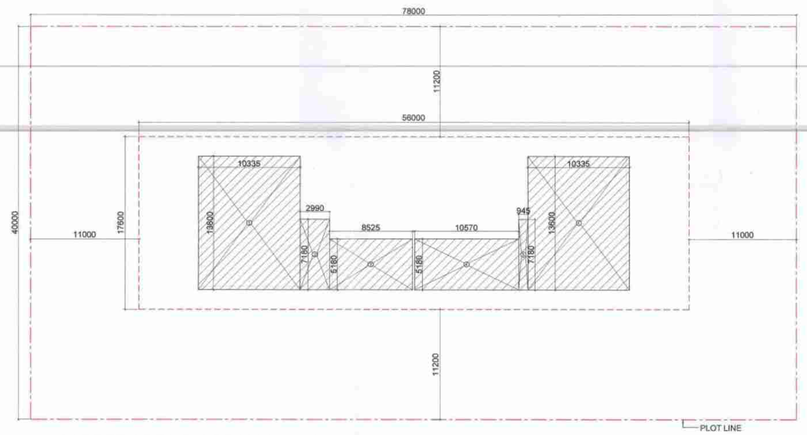

CARPET AREA DIAGRAM (1:300)

FAR				
S.NO.	NO.s	Length(in mm)	Breadth(in mm)	Area(in sqm)
ADDITION				
A	1	56000	17600	985.60
TOTAL AREA(A)				985.60
SUBTRACTION				
S.NO.	NO.s	Length(in mm)	Breadth(in mm)	Area(in sqm)
1	1	600	6220	3.73
2	1	3900	6220	24.26
3	1	600	5300	3.18
4	4	2500	2550	25.50
5	1	3500	520	1.82
6	1	3350	520	1.74
7	1	450	5300	2.39
8	1	6600	3300	21.78
9	1	640	3300	2.11
10	1	900	670	0.60
11	1	2800	470	1.32
12	1	2700	1850	5.00
13	1	1325	2720	3.60
14	2	54000	1800	194.40
15	2	1000	17600	35.20
16	2	4850	14000	135.80
TOTA SUBTRACTION (B)				462.43
C. FAR (A-B)				523.17

AREA FREE FROM FAR				
S.NO.	NO.s	Length(in mm)	Breadth(in mm)	Area(in sqm)
2	1	3900	6220	24.26
8	1	6600	3300	21.78
14	2	54000	1800	194.40
15	2	1000	17600	35.20
16	2	4850	14000	135.80
D. TOTAL NON FAR				411.44
TOTAL Covered Area (C +D)				934.61

CARPET AREA				
S.NO.	NO.s	Length(in mm)	Breadth(in mm)	Area(in sqm)
1	2	10335	13600	281.11
2	1	2990	7180	21.47
3	1	8525	5180	44.16
4	1	10570	5180	54.75
5	1	945	7180	6.79
CARPET AREA				408.28

17 [illegible] FLOOR				
SL.NO.	TAG.	Rough Opening		REMARKS
		Width	Height	
INTERNAL DOOR SCHEDULE				
1	ID3	750	2450	TOILET
2	ID4	1800	2450	OFFICE
2	ID6	825	2450	TOILET
FIRE DOOR SCHEDULE (2HR FIRE RATED)				
1	FD1	1250	2450	STAIRCASE, LIFT LOBBY
2	FD2	1500	2450	STAIRCASE, LIFT LOBBY
3	FD3	2000	2450	STAIRCASE, LIFT LOBBY
SERVICE DOOR SCHEDULE				
1	TD1	1000	2450	ELECTRICAL SHAFT
2	TD2	600	2450	FHC
3				
WINDOW SCHEDULE				
1	W2001	3000	3750	OFFICE
2	W2002	20955	3750	OFFICE
3	W2003	4780	3750	OFFICE
GLAZING SCHEDULE				
1	GL2001	7050	3750	OFFICE
2	GL2002	13600	3750	OFFICE
3	GL2003	7885	3750	OFFICE
4	GL2004	13600	3750	OFFICE
4	GL2005	10715	3750	OFFICE
4	GL2006	11015	3750	OFFICE
4	GL2007	4400	3750	OFFICE
4	GL2008	9780	3750	OFFICE
4	GL2009	9695	3750	OFFICE
2	GL1202	10375	3750	OFFICE

17 [illegible] FLOOR SANITARY FIXTURE CALCULATION		
TOTAL COVERED AREA	:	523.17 SQ.M.
TOTAL POPULATION @ 10 SQ.MT/PERSON	:	52
(REFER Clause 4.3 & 4.4.2.1, Table 3 OCCUPANT LOAD (AS PER NBC 2016-PART-08 BUILDING SERVICES)		
MALE @1/2 OF VISITOR'S POPULATON	:	26
FEMALE @1/2 OF VISITOR'S POPULATON	:	26

SANITARY FIXTURE CALCULATION				
	VISITOR			
FIXTURE	REQUIRED		PROVIDED	
	MALE	FEMALE	MALE	FEMALE
WC	2	2	2	2
WB	2	2	2	2
URINAL	2	-	2	
(REFER Clause 4.2.5.1, Table 1 OFFICE BUILDING (AS PER NBC 2016-PART-08 BUILDING SERVICES)				

Authority Signatory

DTP (HQ) Member Secretary SFAC — STP (HQ) Member SFAC — CTP Chairman SFAC

Suraj Khan I.D. — JD (H) — DTP (H) — STP (H) (MEMBER) S.F.A.C.

LEGEND FOR PLUMBING	
	150x150mm CUTOUT IN SLAB FOR WC,UT & FT
	100Ø C.I SOIL & VENT PIPE
	150Ø C.I SOIL & VENT PIPE
	100Ø C.I WASTE & VENT PIPE
	150Ø C.I WASTE & VENT PIPE
	75Ø C.I ANTI-SYPHONIC PIPE
	DOMESTIC WATER SUPPLY FOR 25th to 15th FLOOR DOWN TAKE PIPE
	FLUSHING WATER SUPPLY FOR 25th to 15th FLOOR DOWN TAKE PIPE
	DOMESTIC WATER SUPPLY FOR 14th to 7th FLOOR DOWN TAKE PIPE
	FLUSHING WATER SUPPLY FOR 14th to 7th FLOOR DOWN TAKE PIPE
	DOMESTIC WATER SUPPLY FOR 6th to GROUND FLOOR DOWN TAKE PIPE
	FLUSHING WATER SUPPLY FOR 6th to GROUND FLOOR DOWN TAKE PIPE
	65Ø DOMESTIC WATER SUPPLY O.H TANK FILLING PIPE
	50Ø FLUSHING WATER SUPPLY O.H TANK FILLING PIPE
12	160(OD)uPVC RAIN WATER PIPE FOR TERRACE
13	110(OD)uPVC RAIN WATER PIPE FOR TERRACE
D.W.S	DOMESTIC WATER SUPPLY
F.W.S	FLUSHING WATER SUPPLY
	VALVE
FT	FLOOR TRAP
FD	FLOOR DRAIN
COP	CLEAN OUT PLUG
FCO	FLOOR CLEAN OUT

PLUMBING NOTES:-
* W.C TO HORIZONTAL SOIL PIPE 100Ø SOIL PIPE
* F.T TO HORIZONTAL WASTE PIPE 100Ø WASTE PIPE
* U.T TO HORIZONTAL SOIL PIPE 100Ø SOIL PIPE
* FLOOR DRAIN TO FLOOR TRAP 50Ø WASTE PIPE
* WASH BASIN TO FLOOR TRAP 32Ø WASTE PIPE
* SINK TO FLOOR TRAP 40Ø WASTE PIPE

NOTE:
1. THE BUILDING WILL BE MECHANICALLY VENTILATED.
2. SPRINKLERS ARE INCORPORATED AS/NBC.

SANCTIONED Vide Memo No. [illegible] Dated [illegible]

Architects :

OWNER SIGN — For ESSEL INFRA LLP — Designated Partner/Auth. Sign.

ARCHITECT SIGN — Ar. VINEETRA GOYAL — CA/2018/114962 — H.No. 7202 [illegible] Gurugram

Clients:
ESSEL INFRA LLP

Project Title :
COMMERCIAL COMPLEX SITE C2 IN SHOPPING CENTRE SECTOR -43, GURUGRAM.

Superintending Engineer(HQ) O/o Chief Engineer-II, HSVP, Panchkula.

Drawing Title :
SUBMISSION DRAWINGS

17TH FLOOR

Scale :	
Date :	JUN-2024
Drawn By :	P.K
Checked By :	A.S
Sheet Size :	A1
Drawing No :	C2_FP-07

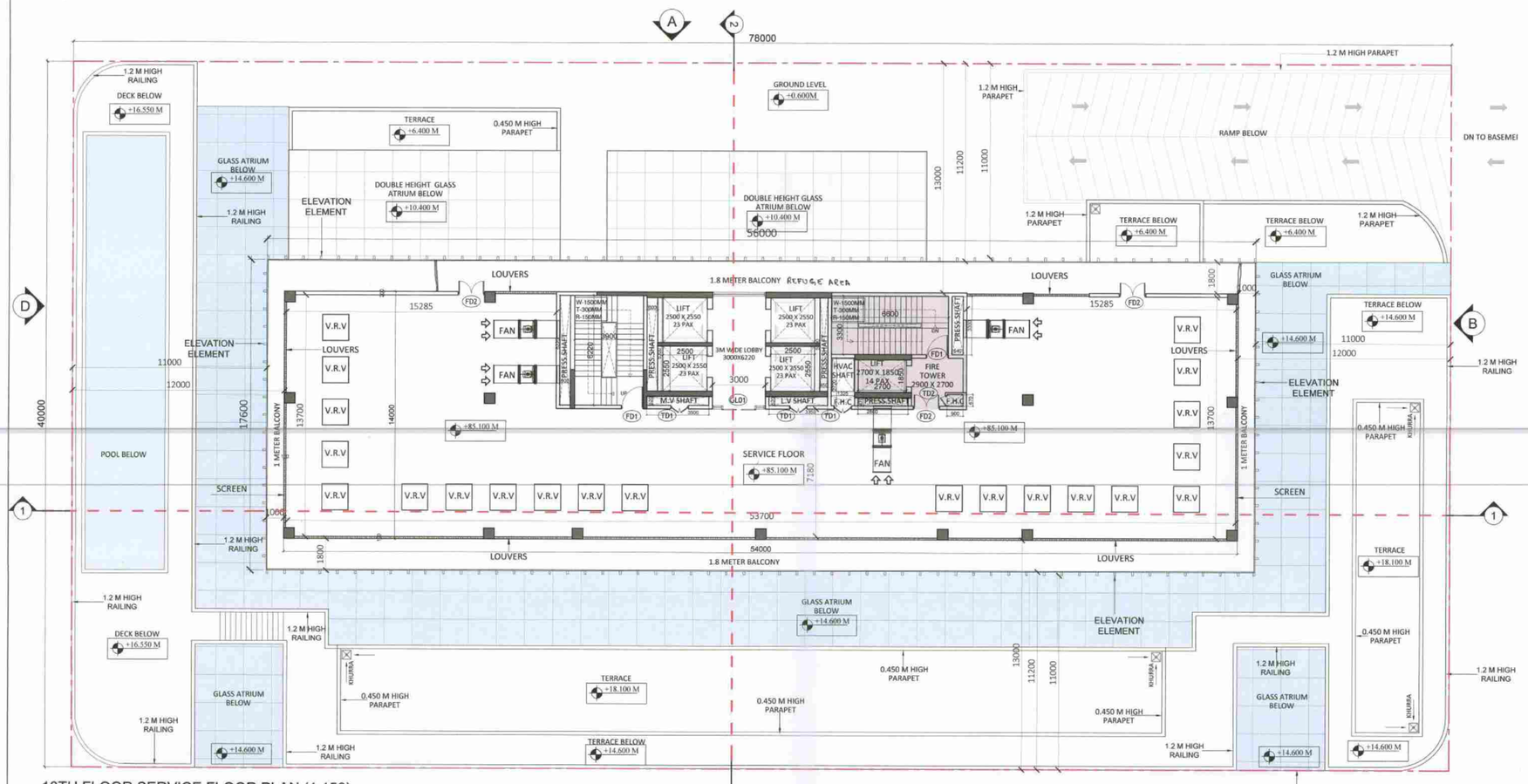

18TH FLOOR SERVICE FLOOR PLAN (1:150)
+85.100 M LVL

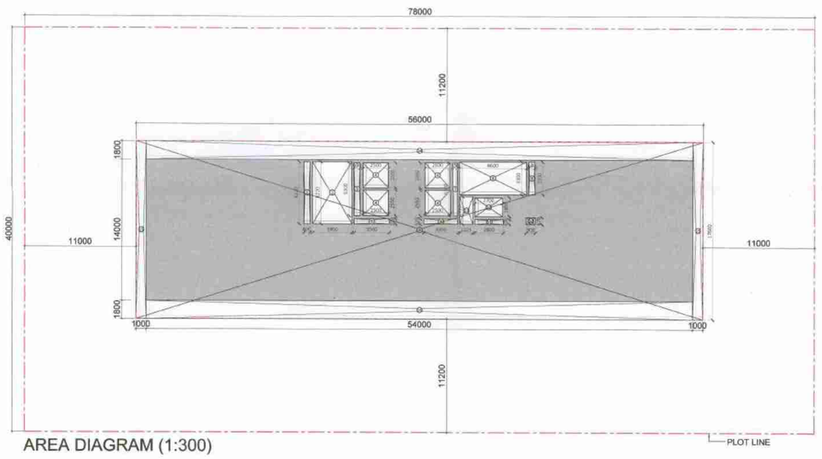

AREA DIAGRAM (1:300)

AREA FREE FROM FAR				
S.NO.	NO.s	Length(in mm)	Breadth(in mm)	Area(in sqm)
ADDITION				
A	1	56000	17600	985.60
TOTAL AREA(A)				985.60
SUBTRACTION				
S.NO.	NO.s	Length(in mm)	Breadth(in mm)	Area(in sqm)
1	1	600	6220	3.73
3	1	600	5300	3.18
4	4	2500	2550	25.50
5	1	3500	520	1.82
6	1	3350	520	1.74
7	1	450	5300	2.39
9	1	640	3300	2.11
10	1	900	670	0.60
11	1	2800	470	1.32
12	1	2700	1850	5.00
13	1	1325	2720	3.60
TOTA SUBTRACTION (B)				50.99
C. AREA (A-B)				934.61
TOTAL Covered Area (C +D)				934.61

SERVICE FLOOR					
SL.NO.	TAG.	Rough Opening			REMARKS
		Width	Height	Height	
INTERNAL DOOR SCHEDULE					
FIRE DOOR SCHEDULE (2HR FIRE RATED)					
1	FD1	1250	2150		STAIRCASE, LIFT LOBBY
2	FD2	1500	2150		STAIRCASE, LIFT LOBBY
SERVICE DOOR SCHEDULE					
1	TD1	1000	2150		ELECTRICAL SHAFT
2	TD2	600	2150		FHC

Authority Signatory

Suraj Bhan J.D. — DTP (HQ) Member Secretary BPAC — STP (HQ) Member BPAC — CTP Chairman BPAC — JD (H) — DTP (H) — STP (H) MEMBER BPAC

LEGEND FOR PLUMBING	
⊗	150x150mm CUTOUT IN SLAB FOR WC,UT & FT
①	100Ø C.I SOIL & VENT PIPE
Ⓣ	150Ø C.I SOIL & VENT PIPE
②	100Ø C.I WASTE & VENT PIPE
Ⓦ	150Ø C.I WASTE & VENT PIPE
③	75Ø C.I ANTI-SYPHONIC PIPE
(A)	DOMESTIC WATER SUPPLY FOR 25th to 15th FLOOR DOWN TAKE PIPE
(B)	FLUSHING WATER SUPPLY FOR 25th to 15th FLOOR DOWN TAKE PIPE
(C)	DOMESTIC WATER SUPPLY FOR 14th to 7th FLOOR DOWN TAKE PIPE
(D)	FLUSHING WATER SUPPLY FOR 14th to 7th FLOOR DOWN TAKE PIPE
(E)	DOMESTIC WATER SUPPLY FOR 6th to GROUND FLOOR DOWN TAKE PIPE
(F)	FLUSHING WATER SUPPLY FOR 6th to GROUND FLOOR DOWN TAKE PIPE
(G)	65Ø DOMESTIC WATER SUPPLY O.H TANK FILLING PIPE
(H)	50Ø FLUSHING WATER SUPPLY O.H TANK FILLING PIPE
12	160(OD)uPVC RAIN WATER PIPE FOR TERRACE
13	110(OD)uPVC RAIN WATER PIPE FOR TERRACE
D.W.S	DOMESTIC WATER SUPPLY
F.W.S	FLUSHING WATER SUPPLY
⊳⊲	VALVE
FT	FLOOR TRAP
FD	FLOOR DRAIN
COP	CLEAN OUT PLUG
FCO	FLOOR CLEAN OUT

PLUMBING NOTES:-
* W.C TO HORIZONTAL SOIL PIPE 100Ø SOIL PIPE
* F.T TO HORIZONTAL WASTE PIPE 100Ø WASTE PIPE
* U.T TO HORIZONTAL SOIL PIPE 100Ø SOIL PIPE
* FLOOR DRAIN TO FLOOR TRAP 50Ø WASTE PIPE
* WASH BASIN TO FLOOR TRAP 32Ø WASTE PIPE
* SINK TO FLOOR TRAP 40Ø WASTE PIPE

NOTE:
1. THE BUILDING WILL BE MECHANICALLY VENTILATED.
2. SPRINKLERS ARE INCORPORATED AS/NBC.

N

Architects :

OWNER SIGN — For ESSEL INFRA LLP — Designated Partner/Auth. Sign.

ARCHITECT SIGN — Ar. VINEETRA GOYAL CA/2019/114582 H.No. 7303, Pulel Dorpe, Gurugram

Clients:
ESSEL INFRA LLP

Project Title :
COMMERCIAL COMPLEX SITE C2 IN SHOPPING CENTRE SECTOR -43, GURUGRAM .

Superintending Engineer(HQ) O/o Chief Engineer-I/II, HSVP, Panchkula.

Drawing Title :
SUBMISSION DRAWINGS

EIGHTEEN FLOOR

SANCTIONED
Vide Memo No.26579 Dated 27/09/2024

Scale :	Drawing No : C2_FP-09
Date : JUN-2024	
Drawn By : P.K	
Checked By : A.S	
Sheet Size : A1	

4 3 2 1

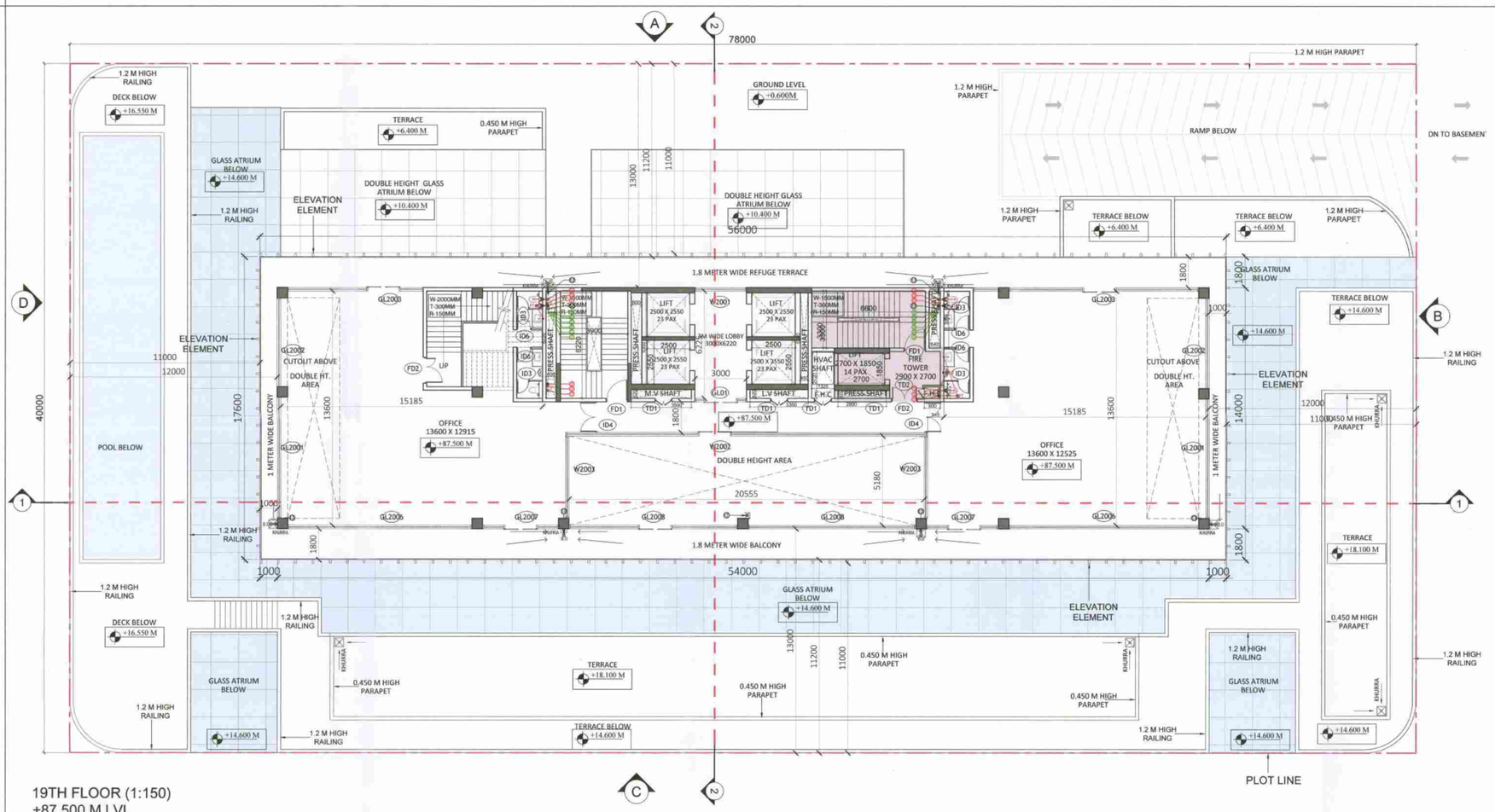

19TH FLOOR (1:150)
+87.500 M LVL

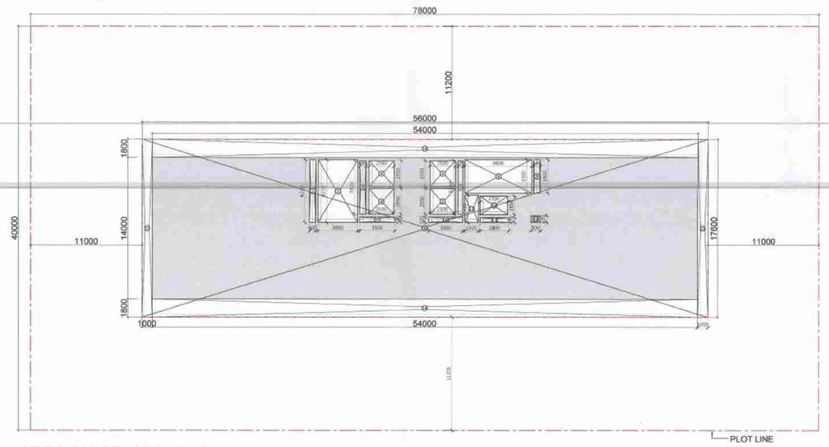

AREA DIAGRAM (1:300)

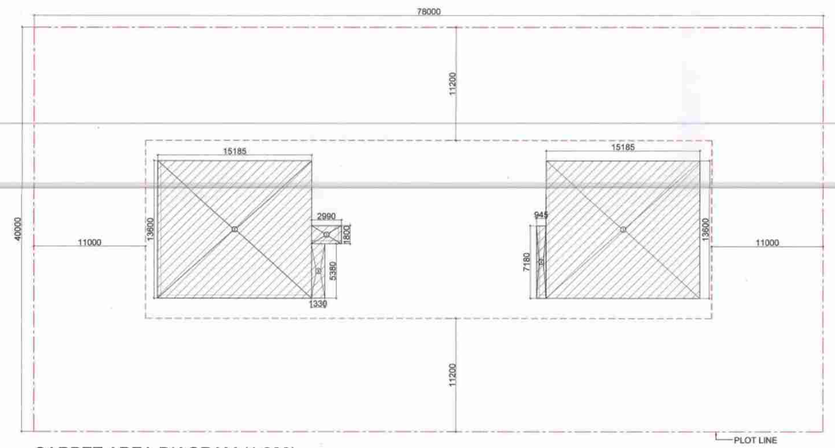

CARPET AREA DIAGRAM (1:300)

FAR				
S.NO.	NO.s	Length(in mm)	Breadth(in mm)	Area(in sqm)
ADDITION				
A	1	56000	17600	985.60
TOTAL AREA(A)				985.60
SUBTRACTION				
S.NO.	NO.s	Length(in mm)	Breadth(in mm)	Area(in sqm)
1	1	600	6220	3.73
2	1	3900	6220	24.26
3	1	600	5300	3.18
4	4	2500	2550	25.50
5	1	3500	520	1.62
6	1	3350	520	1.74
7	1	450	5300	2.39
8	1	6600	3300	21.78
9	1	640	3300	2.11
10	1	900	670	0.60
11	1	2800	470	1.32
12	1	2700	1850	5.00
13	1	1325	2720	3.60
14	2	54000	1800	194.40
15	2	1000	17600	35.20
TOTA SUBTRACTION (B)				326.63
C. FAR (A-B)				658.97

AREA FREE FROM FAR				
S.NO.	NO.s	Length(in mm)	Breadth(in mm)	Area(in sqm)
2	1	3900	6220	24.26
8	1	6600	3300	21.78
14	2	54000	1800	194.40
15	2	1000	17600	35.20
D. TOTAL NON FAR				275.64
TOTAL Covered Area (C +D)				934.61

CARPET AREA				
S.NO.	NO.s	Length(in mm)	Breadth(in mm)	Area(in sqm)
1	2	15185	13600	413.03
2	1	2990	1800	5.38
3	1	1330	5380	7.16
4	1	945	7180	6.79
CARPET AREA				432.35

19TH FLOOR				
SL.NO.	TAG.	Rough Opening		REMARKS
		Width	Height	
INTERNAL DOOR SCHEDULE				
1	ID3	750	2450	TOILET
2	ID4	1800	2450	OFFICE
2	ID6	825	2450	TOILET
FIRE DOOR SCHEDULE (2HR FIRE RATED)				
1	FD1	1250	2450	STAIRCASE, LIFT LOBBY
2	FD2	1500	2450	STAIRCASE, LIFT LOBBY
3	FD3	2000	2450	STAIRCASE, LIFT LOBBY
SERVICE DOOR SCHEDULE				
1	TD1	1000	2450	ELECTRICAL SHAFT
2	TD2	600	2450	FHC
3				
WINDOW SCHEDULE				
1	W2001	3000	3750	OFFICE
2	W2002	20955	3750	OFFICE
3	W2003	4780	3750	OFFICE
GLAZING SCHEDULE				
1	GL2001	7050	3750	OFFICE
2	GL2002	13600	3750	OFFICE
3	GL2003	7885	3750	OFFICE
4	GL2004	13600	3750	OFFICE
4	GL2005	10715	3750	OFFICE
4	GL2006	11015	3750	OFFICE
4	GL2007	4400	3750	OFFICE
4	GL2008	9780	3750	OFFICE
4	GL2009	9695	3750	OFFICE

TWENTIETH FLOOR SANITARY FIXTURE CALCULATION		
TOTAL COVERED AREA	:	658.97 SQ.M.
TOTAL POPULATION @ 10 SQ.MT/PERSOI	:	66
(REFER Clause 4.3 & 4.4.2.1, Table 3 OCCUPANT LOAD (AS PER NBC 2016-PART-08 BUILDING SERVICES)		
MALE @1/2 OF VISITOR'S POPULATON	:	33
FEMALE @1/2 OF VISITOR'S POPULATON	:	33

SANITARY FIXTURE CALCULATION				
	VISITOR			
FIXTURE	REQUIRED		PROVIDED	
	MALE	FEMALE	MALE	FEMALE
WC	2	3	2	3
WB	2	3	2	3
URINAL	1	-	2	
(REFER Clause 4.2.5.1, Table 1 OFFICE BUILDING (AS PER NBC 2016-PART-08 BUILDING SERVICES)				

Authority Signatory

DTP (HQ) Member Secretary SFAC — STP (HQ) Member SFAC — CTP Chairman SFAC

Suraj Bhan I.D. — ID (H) — DTP (H) — STP (H) (MEMBER S.F.A.C.)

LEGEND FOR PLUMBING	
	150x150mm CUTOUT IN SLAB FOR WC,UT & FT
①	100Ø C.I SOIL & VENT PIPE
①	150Ø C.I SOIL & VENT PIPE
②	100Ø C.I WASTE & VENT PIPE
②	150Ø C.I WASTE & VENT PIPE
③	75Ø C.I ANTI-SYPHONIC PIPE
ⓓ	DOMESTIC WATER SUPPLY FOR 25th to 15th FLOOR DOWN TAKE PIPE
ⓕ	FLUSHING WATER SUPPLY FOR 25th to 15th FLOOR DOWN TAKE PIPE
ⓓ	DOMESTIC WATER SUPPLY FOR 14th to 7th FLOOR DOWN TAKE PIPE
ⓕ	FLUSHING WATER SUPPLY FOR 14th to 7th FLOOR DOWN TAKE PIPE
ⓓ	DOMESTIC WATER SUPPLY FOR 6th to GROUND FLOOR DOWN TAKE PIPE
ⓕ	FLUSHING WATER SUPPLY FOR 6th to GROUND FLOOR DOWN TAKE PIPE
ⓓ	65Ø DOMESTIC WATER SUPPLY O.H TANK FILLING PIPE
ⓕ	50Ø FLUSHING WATER SUPPLY O.H TANK FILLING PIPE
12	160(OD)uPVC RAIN WATER PIPE FOR TERRACE
13	110(OD)uPVC RAIN WATER PIPE FOR TERRACE
D.W.S	DOMESTIC WATER SUPPLY
F.W.S	FLUSHING WATER SUPPLY
▷◁	VALVE
FT	FLOOR TRAP
FD	FLOOR DRAIN
COP	CLEAN OUT PLUG
FCO	FLOOR CLEAN OUT

PLUMBING NOTES:-
* W.C TO HORIZONTAL SOIL PIPE 100Ø SOIL PIPE
* F.T TO HORIZONTAL WASTE PIPE 100Ø WASTE PIPE
* U.T TO HORIZONTAL SOIL PIPE 100Ø SOIL PIPE
* FLOOR DRAIN TO FLOOR TRAP 50Ø WASTE PIPE
* WASH BASIN TO FLOOR TRAP 32Ø WASTE PIPE
* SINK TO FLOOR TRAP 40Ø WASTE PIPE

NOTE:
1. THE BUILDING WILL BE MECHANICALLY VENTILATED.
2. SPRINKLERS ARE INCORPORATED AS/NBC.

SANCTIONED
Vide Memo No.:LC-1570-Gurgaon-11/01/2024

N

Architects :

OWNER SIGN
For ESSEL INFRA LLP
Designated Partner/Auth. Sign.

ARCHITECT SIGN
Ar. VINEETRA GOYAL
CA/2018/114362
M.No. 7511, R.A. Noida, Gurugram

Clients:
ESSEL INFRA LLP

Project Title :
COMMERCIAL COMPLEX SITE C2 IN SHOPPING CENTRE SECTOR -43, GURUGRAM .

Drawing Title :
SUBMISSION DRAWINGS
19TH FLOOR

Scale :
Date : JUN-2024
Drawn By : P.K
Checked By : A.S
Sheet Size : A 1

Drawing No : C2_FP-10

4
3
2
1

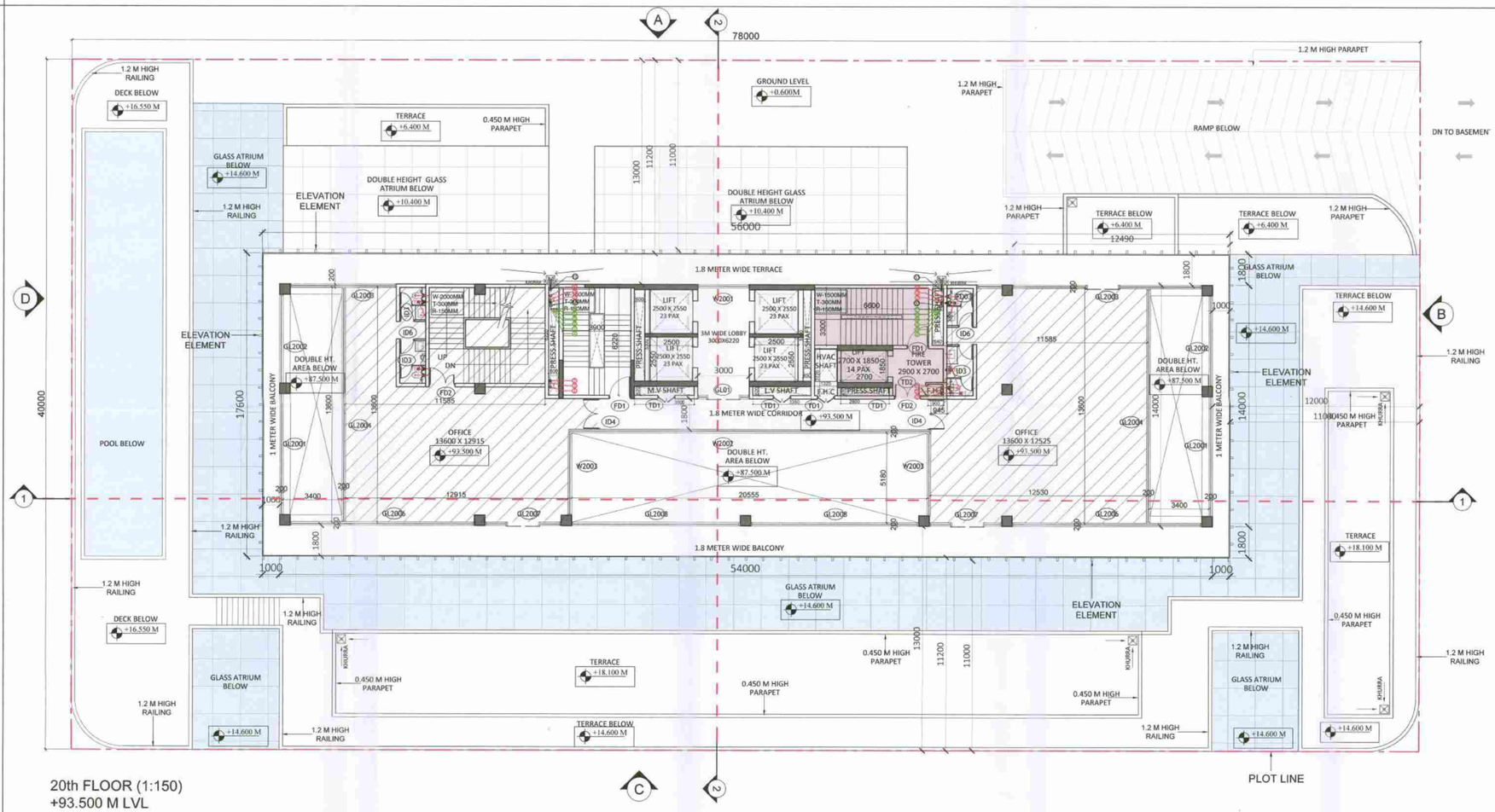

20th FLOOR (1:150)
+93.500 M LVL

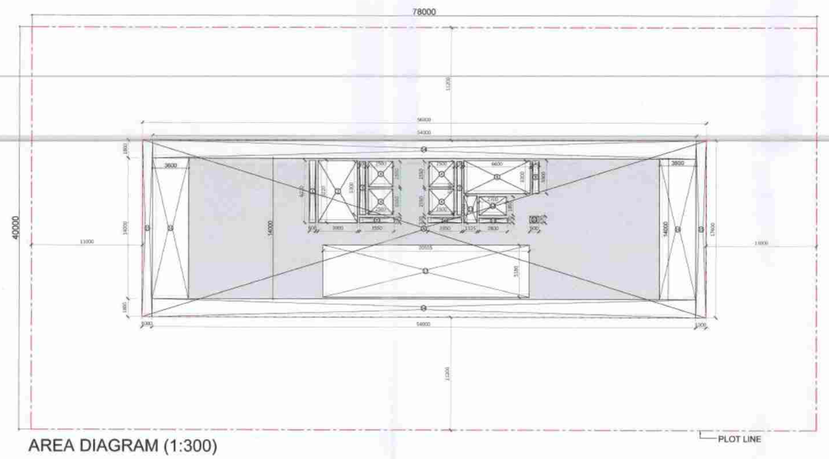

AREA DIAGRAM (1:300)

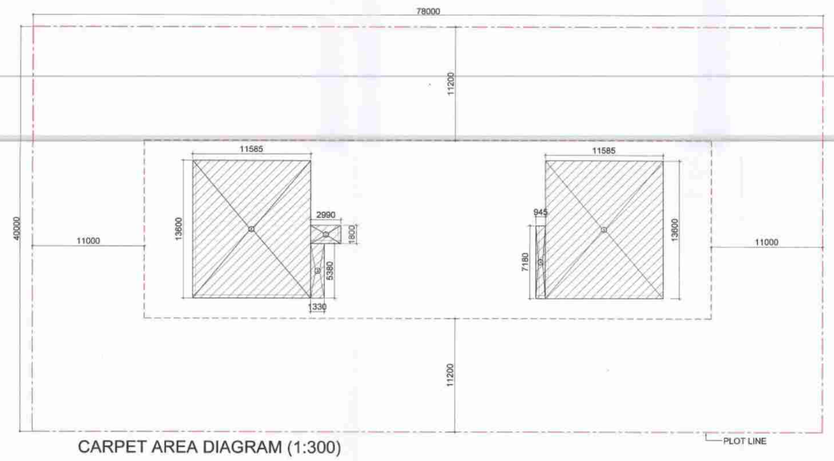

CARPET AREA DIAGRAM (1:300)

FAR				
S.NO.	NO.s	Length(in mm)	Breadth(in mm)	Area(in sqm)
ADDITION				
A	1	56000	17600	985.60
TOTAL AREA(A)				985.60
SUBTRACTION				
S.NO.	NO.s	Length(in mm)	Breadth(in mm)	Area(in sqm)
1	1	600	6220	3.73
2	1	3900	6220	24.26
3	1	600	5300	3.18
4	4	2500	2550	25.50
5	1	3500	520	1.82
6	1	3350	520	1.74
7	1	450	5300	2.39
8	1	6600	3300	21.78
9	1	640	3300	2.11
10	1	900	670	0.60
11	1	2800	470	1.32
12	1	2700	1850	5.00
13	1	1325	2720	3.60
14	2	54000	1800	194.40
15	2	1000	17600	35.20
16	2	3600	14000	100.80
17	1	20555	5180	106.47
TOTA SUBTRACTION (B)				533.90
C. FAR (A-B)				451.70

AREA FREE FROM FAR				
S.NO.	NO.s	Length(in mm)	Breadth(in mm)	Area(in sqm)
ADDITION (X)				
2	1	3900	6220	24.26
8	1	6600	3300	21.78
14	2	54000	1800	194.40
15	2	1000	17600	35.20
D. TOTAL NON FAR				275.64
TOTAL Covered Area (C +D)				727.34

CARPET AREA				
S.NO.	NO.s	Length(in mm)	Breadth(in mm)	Area(in sqm)
1	2	11585	13600	315.11
2	1	2990	1800	5.38
3	1	1330	5380	7.16
4	1	945	7180	6.79
CARPET AREA				334.43

20TH FLOOR				
SL.NO.	TAG.	Rough Opening		REMARKS
		Width	Height	
INTERNAL DOOR SCHEDULE				
1	ID3	750	2450	TOILET
2	ID4	1800	2450	OFFICE
2	ID6	825	2450	TOILET
FIRE DOOR SCHEDULE (2HR FIRE RATED)				
1	FD1	1250	2450	STAIRCASE, LIFT LOBBY
2	FD2	1500	2450	STAIRCASE, LIFT LOBBY
3	FD3	2000	2450	STAIRCASE, LIFT LOBBY
SERVICE DOOR SCHEDULE				
1	TD1	1000	2450	ELECTRICAL SHAFT
2	TD2	600	2450	FHC
3				
WINDOW SCHEDULE				
1	W2001	3000	3750	OFFICE
2	W2002	20955	3750	OFFICE
3	W2003	4780	3750	OFFICE
GLAZING SCHEDULE				
1	GL2001	7050	3750	OFFICE
2	GL2002	13600	3750	OFFICE
3	GL2003	7885	3750	OFFICE
4	GL2004	13600	3750	OFFICE
4	GL2005	10715	3750	OFFICE
4	GL2006	11015	3750	OFFICE
4	GL2007	4400	3750	OFFICE
4	GL2008	9780	3750	OFFICE
4	GL2009	9695	3750	OFFICE

TWENTY FIRST FLOOR SANITARY FIXTURE CALCULATION		
TOTAL COVERED AREA	:	451.70 SQ.M.
TOTAL POPULATION @ 10 SQ.MT/PERSON	:	45
(REFER Clause 4.3 & 4.4.2.1, Table 3 OCCUPANT LOAD (AS PER NBC 2016-PART-08 BUILDING SERVICES)		
MALE @1/2 OF VISITOR'S POPULATON	:	23
FEMALE @1/2 OF VISITOR'S POPULATON	:	23

SANITARY FIXTURE CALCULATION				
	VISITOR			
FIXTURE	REQUIRED		PROVIDED	
	MALE	FEMALE	MALE	FEMALE
WC	1	2	2	2
WB	1	2	2	2
URINAL	1	-	2	

(REFER Clause 4.2.5.1, Table 1 OFFICE BUILDING (AS PER NBC 2016-PART-08 BUILDING SERVICES)

Authority Signatory

Suraj Bihan J.D.
DTP (HQ) Member Secretary SPAC
STP (HS) Member SPAC
CTP Chairman SPAC
JD (H)
DTP (H)
STP (H) (MEMBER) S.P.A.C.

LEGEND FOR PLUMBING	
RI	150x150mm CUTOUT IN SLAB FOR WC,UT & FT
①	100Ø C.I SOIL & VENT PIPE
①	150Ø C.I SOIL & VENT PIPE
②	100Ø C.I WASTE & VENT PIPE
②	150Ø C.I WASTE & VENT PIPE
③	75Ø C.I ANTI-SYPHONIC PIPE
⑩	DOMESTIC WATER SUPPLY FOR 26th to 15th FLOOR DOWN TAKE PIPE
⑩	FLUSHING WATER SUPPLY FOR 25th to 15th FLOOR DOWN TAKE PIPE
⑩	DOMESTIC WATER SUPPLY FOR 14th to 7th FLOOR DOWN TAKE PIPE
⑩	FLUSHING WATER SUPPLY FOR 14th to 7th FLOOR DOWN TAKE PIPE
⑩	DOMESTIC WATER SUPPLY FOR 6th to GROUND FLOOR DOWN TAKE PIPE
⑩	FLUSHING WATER SUPPLY FOR 6th to GROUND FLOOR DOWN TAKE PIPE
⑥	65Ø DOMESTIC WATER SUPPLY O.H TANK FILLING PIPE
⑦	50Ø FLUSHING WATER SUPPLY O.H TANK FILLING PIPE
12	160(OD)µPVC RAIN WATER PIPE FOR TERRACE
13	110(OD)µPVC RAIN WATER PIPE FOR TERRACE
D.W.S	DOMESTIC WATER SUPPLY
F.W.S	FLUSHING WATER SUPPLY
⊳◁	VALVE
FT	FLOOR TRAP
FD	FLOOR DRAIN
COF	CLEAN OUT PLUG
FCO	FLOOR CLEAN OUT

PLUMBING NOTES:-
* W.C TO HORIZONTAL SOIL PIPE 100Ø SOIL PIPE
* F.T TO HORIZONTAL WASTE PIPE 100Ø WASTE PIPE
* U.T TO HORIZONTAL SOIL PIPE 100Ø SOIL PIPE
* FLOOR DRAIN TO FLOOR TRAP 50Ø WASTE PIPE
* WASH BASIN TO FLOOR TRAP 32Ø WASTE PIPE
* SINK TO FLOOR TRAP 40Ø WASTE PIPE

NOTE:
1. THE BUILDING WILL BE MECHANICALLY VENTILATED.
2. SPRINKLERS ARE INCORPORATED AS/NBC.

SANCTIONED
Vide Memo No.Lic-75/Demo/21/01/24

N

Architects :

OWNER SIGN
For ESSEL INFRA LLP
Designated Partner/Auth. Sign.

ARCHITECT SIGN
Ar. VINEERA GOYAL
CA/2019/114352
H.No. 7203, Sector-57, Gurugram

Clients:
ESSEL INFRA LLP

Project Title :
COMMERCIAL COMPLEX SITE C2 IN SHOPPING CENTRE SECTOR -43, GURUGRAM .

Superintending Engineer(HQ)
O/o Chief Engineer-III
HSVP, Panchkula.

Drawing Title :
SUBMISSION DRAWINGS

20th FLOOR

Scale :	
Date :	JUN-2024
Drawn By :	P.K
Checked By :	A.S
Sheet Size :	A1
Drawing No :	C2_FP-11

4
3
2
1