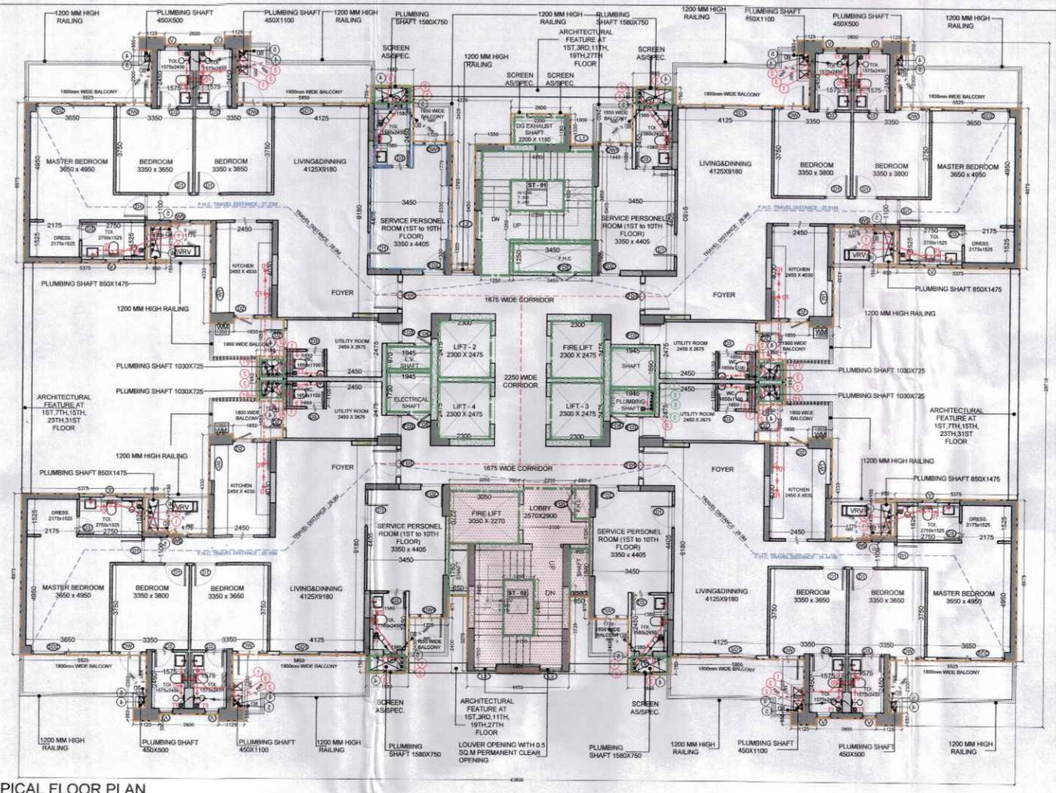

TYPICAL FLOOR PLAN
(1ST TO 18TH,20TH TO 27TH,29TH TO 34TH FLOOR) (TOWER - D) (SCALE 1:120)

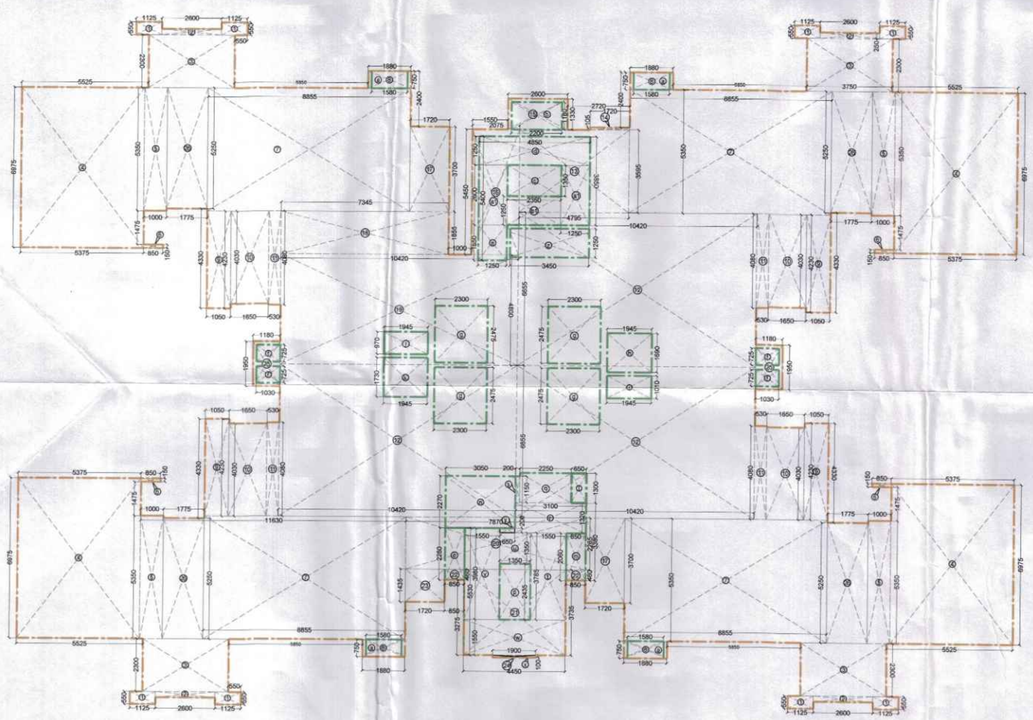

TYPICAL FLOOR AREA DIAGRAM
(1ST TO 18TH,20TH TO 27TH,29TH TO 34TH FLOOR) (TOWER - D) (SCALE 1:120)

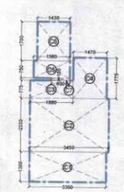

SERVICE PERSONNEL UNIT CARPET AREA DIAGRAM (TOWER - D) (SCALE 1:120)

FAR AREA OF TYPICAL (1ST TO 18TH,20TH TO 27TH & 29TH TO 34TH)FLOOR (TOWER- D)

GROSS - A									
1	=	8	X	1.125	X	0.550	=	4.950	SQM
2	=	4	X	2.600	X	0.250	=	2.600	SQM
3	=	4	X	3.750	X	2.300	=	34.500	SQM
4	=	4	X	5.375	X	6.975	=	149.963	SQM
5	=	4	X	1.000	X	5.350	=	21.400	SQM
6	=	4	X	0.850	X	0.150	=	0.510	SQM
7	=	4	X	8.855	X	5.350	=	189.497	SQM
8	=	4	X	1.880	X	0.750	=	5.640	SQM
9	=	4	X	1.050	X	4.230	=	17.766	SQM
10	=	4	X	1.650	X	4.030	=	26.598	SQM
11	=	4	X	0.530	X	4.080	=	8.650	SQM
12	=	3	X	10.420	X	6.655	=	208.035	SQM
13	=	1	X	4.795	X	3.595	=	17.238	SQM
14	=	1	X	0.105	X	1.720	=	0.181	SQM
15	=	1	X	1.330	X	2.600	=	3.458	SQM
16	=	1	X	2.075	X	5.450	=	11.309	SQM
17	=	2	X	1.720	X	3.700	=	12.728	SQM
18	=	1	X	7.345	X	1.855	=	13.625	SQM
19	=	1	X	10.420	X	4.800	=	50.016	SQM
20	=	1	X	7.870	X	2.265	=	17.826	SQM
21	=	1	X	4.450	X	3.735	=	16.621	SQM
22	=	2	X	0.460	X	0.850	=	0.782	SQM
23	=	1	X	1.720	X	1.436	=	2.470	SQM
24	=	1	X	0.100	X	1.900	=	0.190	SQM
25	=	2	X	1.180	X	1.950	=	4.602	SQM
26	=	4	X	1.775	X	5.250	=	37.275	SQM
						TOTAL	=	858.428	SQM
GROSS – B									
a	=	4	X	0.750	X	1.580	=	4.740	SQM
b	=	1	X	2.200	X	1.180	=	2.596	SQM
c	=	1	X	2.350	X	1.350	=	3.173	SQM
d	=	1	X	4.850	X	1.250	=	6.063	SQM
e	=	1	X	1.250	X	1.550	=	1.938	SQM
f	=	4	X	1.030	X	0.725	=	2.987	SQM
g	=	4	X	2.300	X	2.475	=	22.770	SQM
h	=	1	X	1.945	X	1.690	=	3.287	SQM
i	=	1	X	1.945	X	1.010	=	1.964	SQM
j	=	1	X	1.945	X	0.970	=	1.887	SQM
k	=	1	X	1.945	X	1.730	=	3.365	SQM
l	=	1	X	0.650	X	1.300	=	0.845	SQM
m	=	1	X	0.850	X	2.060	=	1.751	SQM
n	=	1	X	3.050	X	2.270	=	6.924	SQM
o	=	1	X	0.850	X	2.260	=	1.921	SQM
p	=	1	X	1.350	X	2.435	=	3.287	SQM
q	=	1	X	2.250	X	1.300	=	2.925	SQM
r	=	1	X	3.100	X	1.320	=	4.092	SQM
s	=	1	X	0.200	X	1.150	=	0.230	SQM
t	=	1	X	1.55	X	3.785	=	5.867	SQM
u	=	1	X	1.350	X	1.350	=	1.823	SQM
v	=	1	X	1.550	X	3.980	=	6.169	SQM
w	=	1	X	4.450	X	1.550	=	6.898	SQM
x	=	1	X	0.100	X	1.900	=	0.190	SQM
y	=	1	X	0.650	X	0.200	=	0.130	SQM
z	=	1	X	3.450	X	1.250	=	4.313	SQM
a1	=	2	X	1.250	X	2.600	=	6.500	SQM
b1	=	1	X	2.350	X	1.250	=	2.938	SQM
						TOTAL	=	111.569	SQM
TOTAL FAR AREA OF TYPICAL (1ST TO 18TH,20TH TO 27TH & 29TH TO 34TH) FLOOR (TOWER-D)		GROSS - A		858.428	-	GROSS – B		111.569	
TOTAL			=	746.859		SQM			

STAIRCASE NON FAR AREA OF TYPICAL (1ST TO 18TH,20TH TO 27TH, 29TH TO 34TH)FLOOR (TOWER- D)

GROSS – C									
d	=	1	X	4.850	X	1.250	=	6.063	SQM
e	=	1	X	1.250	X	1.550	=	1.938	SQM
q	=	1	X	2.250	X	1.300	=	2.925	SQM
r	=	1	X	3.100	X	1.320	=	4.092	SQM
s	=	1	X	0.200	X	1.150	=	0.230	SQM
t	=	1	X	1.55	X	3.785	=	5.867	SQM
u	=	1	X	1.350	X	1.350	=	1.823	SQM
v	=	1	X	1.550	X	3.980	=	6.045	SQM
w	=	1	X	4.450	X	1.550	=	6.898	SQM
x	=	1	X	0.100	X	1.900	=	0.190	SQM
y	=	1	X	0.650	X	0.200	=	0.130	SQM
a1	=	2	X	1.250	X	2.600	=	6.500	SQM
b1	=	1	X	2.350	X	1.250	=	2.938	SQM
m	=	1	X	0.850	X	2.060	=	1.751	SQM
o	=	1	X	0.850	X	2.260	=	1.921	SQM
						TOTAL	=	49.308	SQM
TOTAL BUILT UP AREA OF TYPICAL (1ST TO 18TH,20TH TO 27TH & 29TH TO 34TH) FLOOR (TOWER-D)			=	FAR AREA	+	GROSS – C			
			=	746.859	+	49.308			
TOTAL			=	796.167	SQM				

CARPET AREA OF SERVICE PERSONNEL UNIT (TOWER- D)

GROSS - F									
C1	=	1	X	3.350	X	1.300	=	4.355	SQM
C2	=	1	X	3.450	X	2.335	=	8.056	SQM
C3	=	1	X	1.880	X	0.775	=	1.457	SQM
C4	=	1	X	1.410	X	1.175	=	2.668	SQM
C5	=	1	X	1.580	X	0.750	=	1.185	SQM
C6	=	1	X	1.410	X	1.700	=	2.431	SQM
C7	=	1	X	0.860	X	0.100	=	0.086	SQM
						TOTAL		20.156	

DOOR/ WINDOW SCHEDULE (4BHK+SERVANT TOWER)

S. NO.	DOOR TAGS	WIDTH	LINTEL	CILL	LOCATION	FIRE RATING
DOORS						
1	D1	1000	2400	0	Bedroom	
2	D2	900	2400	0	Servant Room	
3	D3	800	2400	0	Toilet	
4	D4	1200	2400	0	Meeting room	
5	SD1	2875	2400	0	Living/Dining	
6	SD2	1825	2400	0	Master bedroom	
7	DW1	1000/325	2400	0/1100	Bedroom	
8	DW2	900/900	2400	0/1100	Kitchen	
9	GD3	3250	2400	0	Entrance lobby	
10	FD1	1200	2400	0	Unit entrance	1hrs
11	FD2	1000	2400	0	Bedroom Entrance From Lobby	1hrs
12	FD3	900	2400	0	Servant Room Entrance	1hrs
13	FD4	750	2400	100	Lobby Plumbing Shaft/ LV Shaft	1hrs
14	FD5	1000	2400	100	Electrical Shaft/FHC Shaft	1hrs
15	FD4	1250	2400	100	Refuge Terrace	1hrs
16						
WINDOWS & VENTILATOR						
17	W1	1075	2400	1100	Kitchen	
18	V1	400	2400	1350	Toilet	
19	V2	300	2400	1350	Servant Toilet	
20	L1	1000	BOB		Staircase -01 Louvered Window	
21	L2	1250	BOB		Staircase -01 Louvered Window	
22	L3	975	BOB		Staircase -02 Louvered Window	
23	G3	1250	2400	0	Fire Tower	
24	G4	1625	2400	0	Meeting Room	

PLUMBING NOTES:

1. WASH BASIN TO FLOOR TRAP (FT) 40 OD uPVC PIPE.
2. KITCHEN SINK TO FLOOR TRAP (FT) uPVC FLEXIBLE PIPE.
3. F.D. TO F.T. 63 OD PP WASTE PIPE.
4. 110 OD PP PIPE USED FOR SOIL & WASTE.
5. 110 OD uPVC PIPE USED FOR TERRACE RAIN WATER
6. 90 OD uPVC PIPE USED FOR BALCONY.

SCHEDULE OF LEGEND :

SYMBOL	DESCRIPTION
1	110 OD PP SOIL & VENT PIPE
2	110 OD PP WASTE & VENT PIPE
3	75 OD uPVC ANTI-SYPHONAGE PIPE
4	110 OD uPVC TERRACE RAIN WATER PIPE
5	90 OD uPVC BALCONY / CORRIDOR RAIN WATER PIPE
6	DOMESTIC WATER SUPPLY D/N TAKE PIPE *
7	FLUSHING WATER SUPPLY D/N TAKE PIPE *
8	DOMESTIC WATER SUPPLY RISER *
9	FLUSHING WATER SUPPLY RISER *
10	HYDRO PNEUMATIC DOMESTIC WATER SUPPLY D/N TAKE PIPE FOR TOP 4 FLOORS *
FT	FLOOR TRAP (110 x 110) MM, WATER SEAL : 50 MM CUTOUT SIZE IN SLAB =150 x 150 MM
MT	MULTI TRAP (110 x 75) MM
FD	FLOOR DRAIN (110 x 110) MM
BD	BALCONY DRAIN (110 x 63) MM

TYPICAL CONNECTION PLAN

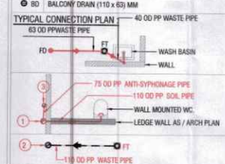

NOTE :-

This is a "PROVISIONAL BUILDING PLAN" approved only for the purpose of inviting Objections from the general public

S.T.P.(HQ) Member Secretary B.P.A.C. | S.T.P. (G) Member B.P.A.C. | C.T.P. (HQ) Chairman B.P.A.C.

AD | PA | ATP

Checked and found ok for Public Health (Internal) Service only subject to ... in forwarding letter No. 253 ... dt 11/12/24

Superintending Engineer (HQ) for Chief Engineer-I HSVP, Panchkula

DDT (T) MEMBER BPAC

Rajesh Dutt SD(HQ)

LEGEND :-

PROJECT :-

Revised Building Plans for TOD Group Housing Colony Measuring 10.744 acres Land (Licence no. 4 of 2013 dated 18-02-2013 in Sector 112, Gurgaon, Manesar, Urban Complex, Gurgaon, Haryana, being developed by Sh. Ajit Singh and Others in Collaboration with EMAAR INDIA LTD.

STRUCTURE :-

DUCON CONSULTANTS PRIVATE LIMITED
A344,3rd FLOOR, Okhla prabhat, Opposite road, Nr.shaheen bagh Garden, S.O.B(M.D. Road-62), E-mail: contact@duconconsultants.in
PH:40073196,65410630,65410631

MEP :-

PARADISE CONSULTANTS
PLOT NO. 129, POCKET-2, BASEMENT
JASOLA VIHAR, NEW DELHI-110025
PH : 011- 46132800, 41030619
E-mail: mep@paradiseconsultants.com

ARCHITECTS :-

ARCOP

ARCOP ASSOCIATES PVT LTD
Plot No. 36B, Sector-32, Intitutional Area, Gurugram. Haryana. 122001. India
Tel.: 91-124-4595500
91-124-4595550
Fax: 91-124-4595550

ARCHITECT'S SEAL & SIGNATURE | OWNER'S SEAL & SIGNATURE

DATE:- 27-09-2024 | SCALE:- 1:120

DRAWING TITLE:- TYPICAL FLOOR PLAN & FAR CALCULATION TOWER D- 4BHK (TYPE-4)

DRAWING NO. TD-T4-TYP-01