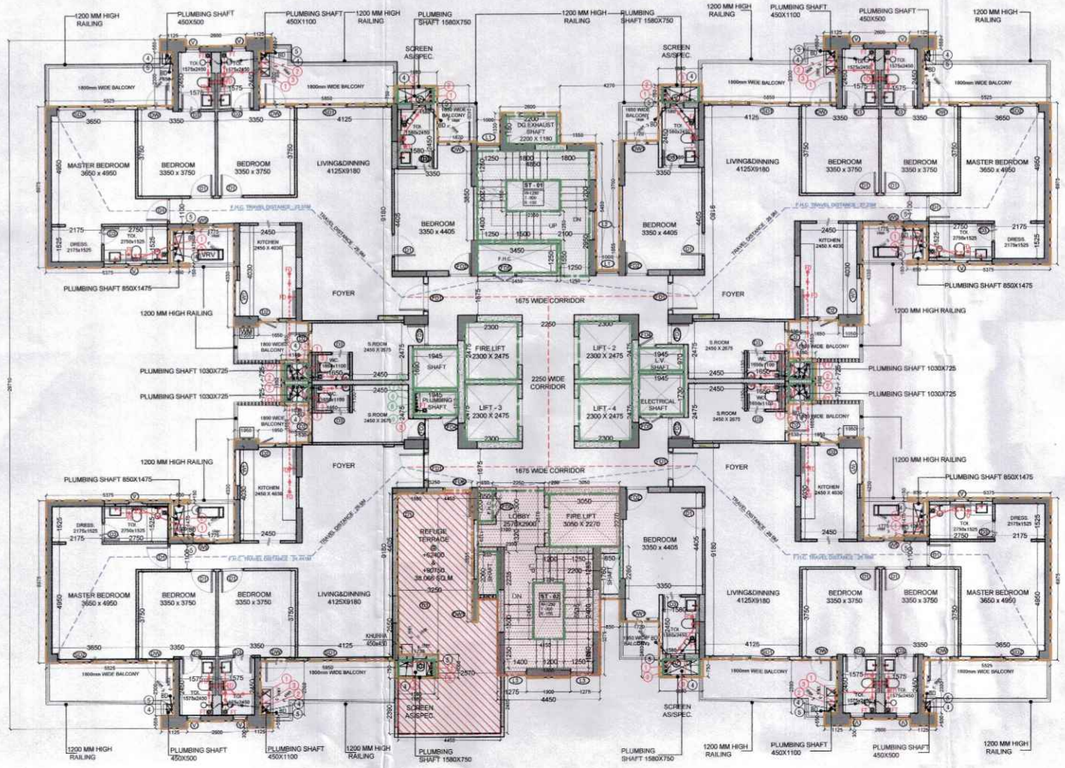

REFUGE FLOOR PLAN
(19TH & 28TH FLOOR) (TOWER - F) (SCALE 1:120)

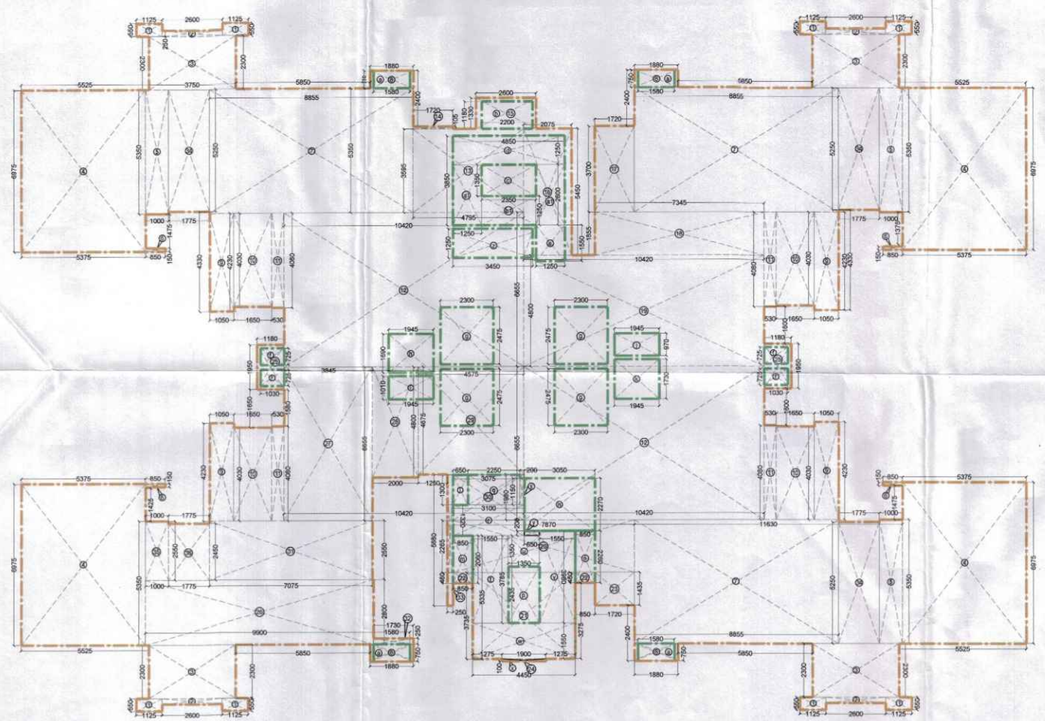

REFUGE FLOOR UNITS AREA DIAGRAM
(19TH & 28TH FLOOR) (TOWER - F) (SCALE 1:120)

FAR AREA OF REFUGE (19TH / 28TH)FLOOR (TOWER- F)

GROSS - A									
1	=	8	X	1.125	X	0.550	=	4.950	SQM
2	=	4	X	2.600	X	0.250	=	2.600	SQM
3	=	4	X	3.750	X	2.300	=	34.500	SQM
4	=	4	X	5.375	X	6.975	=	149.963	SQM
5	=	3	X	1.000	X	5.350	=	16.050	SQM
6	=	4	X	0.850	X	0.150	=	0.510	SQM
7	=	3	X	8.855	X	5.350	=	142.123	SQM
8	=	4	X	1.880	X	0.750	=	5.640	SQM
9	=	4	X	1.050	X	4.230	=	17.766	SQM
10	=	4	X	1.650	X	4.030	=	26.598	SQM
11	=	4	X	0.530	X	4.080	=	8.650	SQM
12	=	2	X	10.420	X	6.655	=	138.690	SQM
13	=	1	X	4.795	X	3.595	=	17.238	SQM
14	=	1	X	0.105	X	1.720	=	0.181	SQM
15	=	1	X	1.330	X	2.600	=	3.458	SQM
16	=	1	X	2.075	X	5.450	=	11.309	SQM
17	=	1	X	1.720	X	3.700	=	6.364	SQM
18	=	1	X	7.345	X	1.855	=	13.625	SQM
19	=	1	X	10.420	X	4.800	=	50.016	SQM
20	=	1	X	7.670	X	2.265	=	17.826	SQM
21	=	1	X	4.450	X	3.735	=	16.621	SQM
22	=	2	X	0.460	X	0.850	=	0.782	SQM
23	=	1	X	1.720	X	1.435	=	2.468	SQM
24	=	1	X	0.100	X	1.900	=	0.190	SQM
25	=	2	X	1.180	X	1.950	=	4.602	SQM
26	=	1	X	9.900	X	2.800	=	27.720	SQM
27	=	1	X	3.845	X	6.655	=	25.588	SQM
28	=	1	X	2.000	X	4.800	=	9.600	SQM
29	=	1	X	4.575	X	4.675	=	21.388	SQM
30	=	1	X	3.075	X	1.980	=	6.089	SQM
31	=	1	X	7.075	X	2.550	=	18.041	SQM
32	=	1	X	1.730	X	0.250	=	0.433	SQM
33	=	1	X	5.680	X	0.250	=	1.420	SQM
34	=	3	X	1.775	X	5.250	=	27.956	SQM
35	=	1	X	1.000	X	2.550	=	2.550	SQM
36	=	1	X	1.775	X	2.450	=	4.349	SQM
						TOTAL	=	837.852	SQM
GROSS – B									
a	=	4	X	0.750	X	1.580	=	4.740	SQM
b	=	1	X	2.200	X	1.180	=	2.596	SQM
c	=	1	X	2.350	X	1.350	=	3.173	SQM
d	=	1	X	4.850	X	1.250	=	6.063	SQM
e	=	1	X	1.250	X	1.550	=	1.938	SQM
f	=	4	X	1.030	X	0.725	=	2.987	SQM
g	=	4	X	2.300	X	2.475	=	22.770	SQM
h	=	1	X	1.945	X	1.690	=	3.287	SQM
i	=	1	X	1.945	X	1.010	=	1.964	SQM
j	=	1	X	1.945	X	0.970	=	1.887	SQM
k	=	1	X	1.945	X	1.730	=	3.365	SQM
l	=	1	X	0.650	X	1.300	=	0.845	SQM
m	=	1	X	0.850	X	2.060	=	1.751	SQM
n	=	1	X	3.050	X	2.270	=	6.924	SQM
o	=	1	X	0.850	X	2.260	=	1.921	SQM
p	=	1	X	1.350	X	2.435	=	3.287	SQM
q	=	1	X	2.250	X	1.300	=	2.925	SQM
r	=	1	X	3.100	X	1.320	=	4.092	SQM
s	=	1	X	0.200	X	1.150	=	0.230	SQM
t	=	1	X	1.55	X	3.785	=	5.867	SQM
u	=	1	X	1.350	X	1.350	=	1.823	SQM
v	=	1	X	1.550	X	3.980	=	6.169	SQM
w	=	1	X	4.450	X	1.550	=	6.898	SQM
x	=	1	X	0.100	X	1.900	=	0.190	SQM
y	=	1	X	0.650	X	0.200	=	0.130	SQM
z	=	1	X	3.450	X	1.250	=	4.313	SQM
a1	=	2	X	1.250	X	2.600	=	6.500	SQM
b1	=	1	X	2.350	X	1.250	=	2.938	SQM
						TOTAL	=	111.569	SQM
TOTAL FAR AREA OF REFUGE (19TH/28TH) FLOOR (TOWER-F)			GROSS - A	-	GROSS – B				
			837.852	-	111.569				
TOTAL			=	726.283		SQM			
STAIRCASE NON FAR AREA OF REFUGE (19TH & 28TH) FLOOR (TOWER- F)									
GROSS – C									
d	=	1	X	4.850	X	1.250	=	6.063	SQM
e	=	1	X	1.250	X	1.550	=	1.938	SQM
q	=	1	X	2.250	X	1.300	=	2.925	SQM
r	=	1	X	3.100	X	1.320	=	4.092	SQM
s	=	1	X	0.200	X	1.150	=	0.230	SQM
t	=	1	X	1.55	X	3.785	=	5.867	SQM
u	=	1	X	1.350	X	1.350	=	1.823	SQM
v	=	1	X	1.550	X	3.980	=	6.045	SQM
w	=	1	X	4.450	X	1.550	=	6.898	SQM
x	=	1	X	0.100	X	1.900	=	0.190	SQM
y	=	1	X	0.650	X	0.200	=	0.130	SQM
a1	=	2	X	1.250	X	2.600	=	6.500	SQM
b1	=	1	X	2.350	X	1.250	=	2.938	SQM
m	=	1	X	0.850	X	2.060	=	1.751	SQM
o	=	1	X	0.850	X	2.260	=	1.921	SQM
						TOTAL	=	49.308	SQM
TOTAL BUILT UP AREA OF REFUGE (19TH/28TH) FLOOR (TOWER- F)			=	FAR AREA	+	GROSS – C			
			=	726.283	+	49.308			
TOTAL			=	775.591	SQM				

REFUGE AREA CALCULATION - 19TH REFUGE FLOOR (TOWER-F)

GROSS AREA OF 19TH FLOOR (REFUGE) (TOWER -F)	=	760.950	SQM						
GROSS AREA OF 18TH FLOOR (TOWER -F)	=	784.530	SQM						
TOTAL	=	1545.480	SQM						
REFUGE AREA REQUIRED	=	1545.480/12.5	123.638	124 PERSONS					
	=	123.638*0.3	+	0.9(ADDITIONAL SPACE TO ACCOMMODATE WHEEL CHAIR SPACE @0.9 SQM PER 200 POPULATION)					
	=	37.092	+	0.9					
	=	37.992		SQM					
REFUGE AREA PROVIDED	=	38.066	SQM						
GROSS – A									
R1	=	1	X	0.850	X	0.975	=	0.829	SQM
R2	=	1	X	3.250	X	4.405	=	14.316	SQM
R3	=	1	X	1.730	X	2.550	=	4.412	SQM
R4	=	1	X	1.470	X	1.150	=	1.691	SQM
R5	=	1	X	2.570	X	2.400	=	6.168	SQM
R6	=	1	X	4.450	X	2.390	=	10.636	SQM
R7	=	1	X	0.150	X	6.100	=	0.915	SQM
					TOTAL		=	38.066	SQM

REFUGE AREA CALCULATION - 28TH REFUGE FLOOR (TOWER-F)

TOTAL REFUGE AREA	=	GROSS - A							
	=	38.066	SQM						
TOTAL	=	38.066	SQM						
GROSS AREA OF 28TH FLOOR (REFUGE) (TOWER - F)	=	760.950	SQM						
GROSS AREA OF 27THFLOOR (TOWER - F)	=	784.530	SQM						
TOTAL	=	1545.480	SQM						
	=	1545.480/12.5	123.638	124 PERSONS					
REFUGE AREA REQUIRED	=	123.638*0.3	+	0.9(ADDITIONAL SPACE TO ACCOMMODATE WHEEL CHAIR SPACE @0.9 SQM PER 200 POPULATION)					
	=	37.092	+	0.9					
	=	37.992		SQM					
REFUGE AREA PROVIDED	=	38.066	SQM						
GROSS – A									
R1	=	1	X	0.850	X	0.975	=	0.829	SQM
R2	=	1	X	3.250	X	4.405	=	14.316	SQM
R3	=	1	X	1.730	X	2.550	=	4.412	SQM
R4	=	1	X	1.470	X	1.150	=	1.691	SQM
R5	=	1	X	2.570	X	2.400	=	6.168	SQM
R6	=	1	X	4.450	X	2.390	=	10.636	SQM
R7	=	1	X	0.150	X	6.100	=	0.915	SQM
					TOTAL		=	38.066	SQM

DOOR WINDOW SCHEDULE (4BHK+SERVANT TOWER)

S. NO.	DOOR TAGS	WIDTH	LINTEL	CILL	LOCATION	FIRE RATING
			DOORS			
1	D1	1000	2400	0	Bedroom	
2	D2	900	2400	0	Servant Room	
3	D3	800	2400	0	Toilet	
4	D4	1200	2400	0	Meeting room	
5	SD1	2875	2400	0	Living/Dining	
6	SD2	1825	2400	0	Master bedroom	
7	DW1	1000/925	2400	0/1100	Bedroom	
8	DW2	900/900	2400	0/1100	Kitchen	
9	GD3	3250	2400	0	Entrance lobby	
10	FD1	1200	2400	0	Unit entrance	1hrs
11	FD2	1000	2400	0	Bedroom Entrance From Lobby	1hrs
12	FD3	900	2400	0	Servant Room Entrance	1hrs
13	FD4	750	2400	100	Lobby Plumbing Shaft/ LV Shaft	1hrs
14	FD5	1000	2400	100	Electrical Shaft/FHC Shaft	1hrs
15	FD6	1250	2400	100	Refuge Terrace	1hrs
16						
			WINDOWS & VENTILATOR			
17	W1	1075	2400	1100	Kitchen	
18	V1	600	2400	1350	Toilet	
19	V2	600	2400	1350	Servant Toilet	
20	L1	1000	BOS		Staircase -01 Louvered Window	
21	L2	1250	BOS		Staircase -01 Louvered Window	
22	L3	975	BOS		Staircase -02 Louvered Window	
23	G3	1250	2400	0	Fire Tower	
24	G8	1625	2400	0	Meeting Room)	

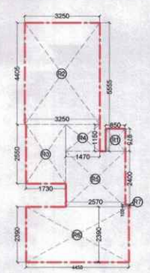

REFUGE FLOOR AREA DIAGRAM
(19TH & 28TH FLOOR) (SCALE 1:120)

PLUMBING NOTES:

1. WASH BASIN TO FLOOR TRAP (FT) 40 OD uPVC PIPE.
2. KITCHEN SINK TO FLOOR TRAP (FT) uPVC FLEXIBLE PIPE.
3. F.D. TO F.T. 63 OD PP. WASTE PIPE.
4. 110 OD PP PIPE USED FOR SOIL & WASTE.
5. 110 OD uPVC PIPE USED FOR TERRACE RAIN WATER
6. 90 OD uPVC PIPE USED FOR BALCONY.

SCHEDULE OF LEGEND :

SYMBOL	DESCRIPTION
1	110 OD PP SOIL & VENT PIPE
2	110 OD PP WASTE & VENT PIPE
3	75 OD uPVC ANTI-SYPHONAGE PIPE
4	110 OD uPVC TERRACE RAIN WATER PIPE
5	90 OD uPVC BALCONY / CORRIDOR RAIN WATER PIPE
6	DOMESTIC WATER SUPPLY D/N TAKE PIPE *
7	FLUSHING WATER SUPPLY D/N TAKE PIPE *
8	DOMESTIC WATER SUPPLY RISER *
9	FLUSHING WATER SUPPLY RISER *
10	HYDRO-PNEUMATIC DOMESTIC WATER SUPPLY D/N TAKE PIPE FOR TOP 4 FLOORS *
FT	FLOOR TRAP (110 x 110) MM, WATER SEAL : 50 MM CUTOUT SIZE IN SLAB = 150 x 150 MM
MT	MULTI TRAP (110 x 75) MM
FD	FLOOR DRAIN (110 x 110) MM
BD	BALCONY DRAIN (110 x 63) MM

TYPICAL CONNECTION PLAN

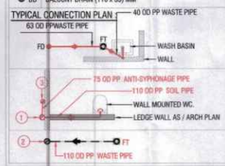

NOTE :-

This is a "PROVISIONAL BUILDING PLAN" approved only for the purpose of inviting Objections from the general public

S.T.P.(HQ) Member Secretary B.P.A.C. | S.T.P. (G) Member B.P.A.C. | C.T.P.(HR.) Chairman B.P.A.C.

Checked and found ok for Public Health Outlook Service subject to the comments in Building letter No. 2259/PA DN 19/9/24

AD | PA | ATP

LEGEND :-

DCP (T) MEMBER BPAC

Rajesh Dutt

PROJECT :-

Revised Building Plans for TOD Group Housing Colony Measuring 10.744 acres Land (Licence no. 4 of 2013 dated 18-02-2013 in Sector 112, Gurgaon, Manesar, Urban Complex, Gurgaon, Haryana, being developed by Sh. Ajit Singh and Others in Collaboration with EMAAR INDIA LTD.

STRUCTURE :-

DUCON CONSULTANTS PRIVATE LIMITED
KIA44, SH16,006, Sahapratitate, Coprorateast, Ye prahladnagar Garden, S.G.ROAD, Ahmd-01.
E-mail: contact@duconconsultants.in
PH:400/73196,65410630,65410631

MEP :-

PARADISE CONSULTANTS
PLOT NO. 129, POCKET-2, BASEMENT
JASOLA VIHAR, NEW DELHI-110025
PH : 011- 46132800, 41030619
E-mail: mep@paradiseconsultants.com

ARCHITECTS :-

ARCOP

ARCOP ASSOCIATES PVT LTD
Plot No. 36B, Sector-32, Intitutional Area, Gurugram, Haryana. 122001. India
Tel.: 91-124-4595500
91-124-4595550
Fax: 91-124-4595550

ARCHITECT'S SEAL & SIGNATURE | OWNER'S SEAL & SIGNATURE

DATE:-	SCALE:-	
27-09-2024	1:120	

DRAWING TITLE:-	DRAWING NO.
REFUGE FLOOR PLAN & FAR CALCULATION TOWER F- 4BHK (TYPE-4)	TF-T4-REF-02