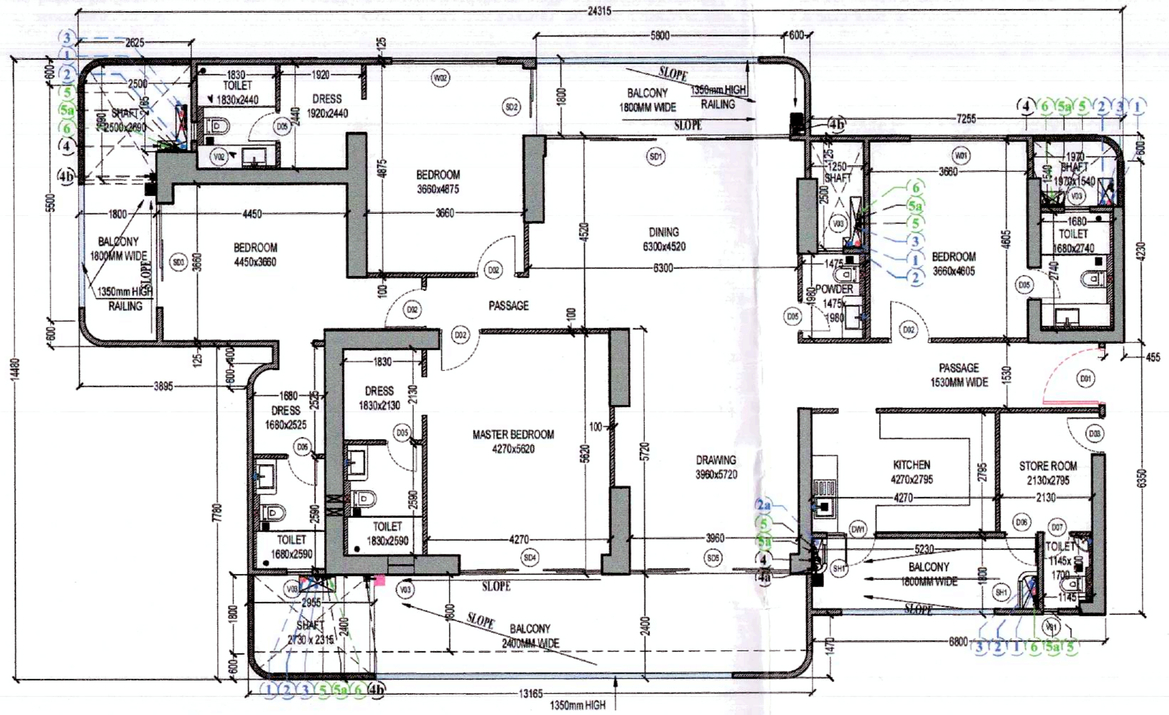

01 4BHK UNIT PLAN
Scale:1:100

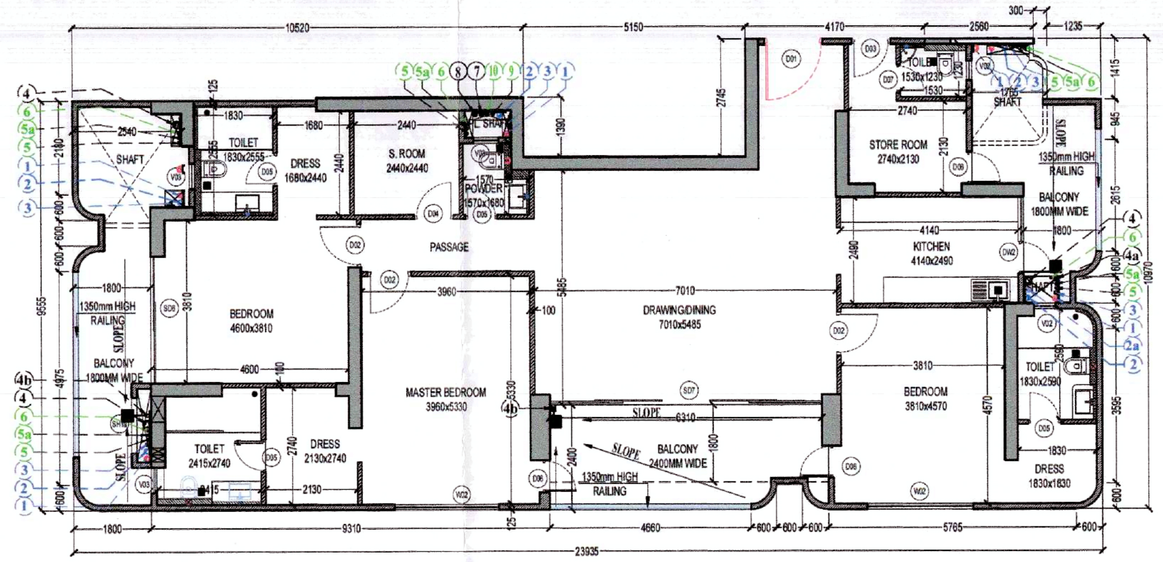

02 3BHK (TA) UNIT PLAN
Scale:1:100

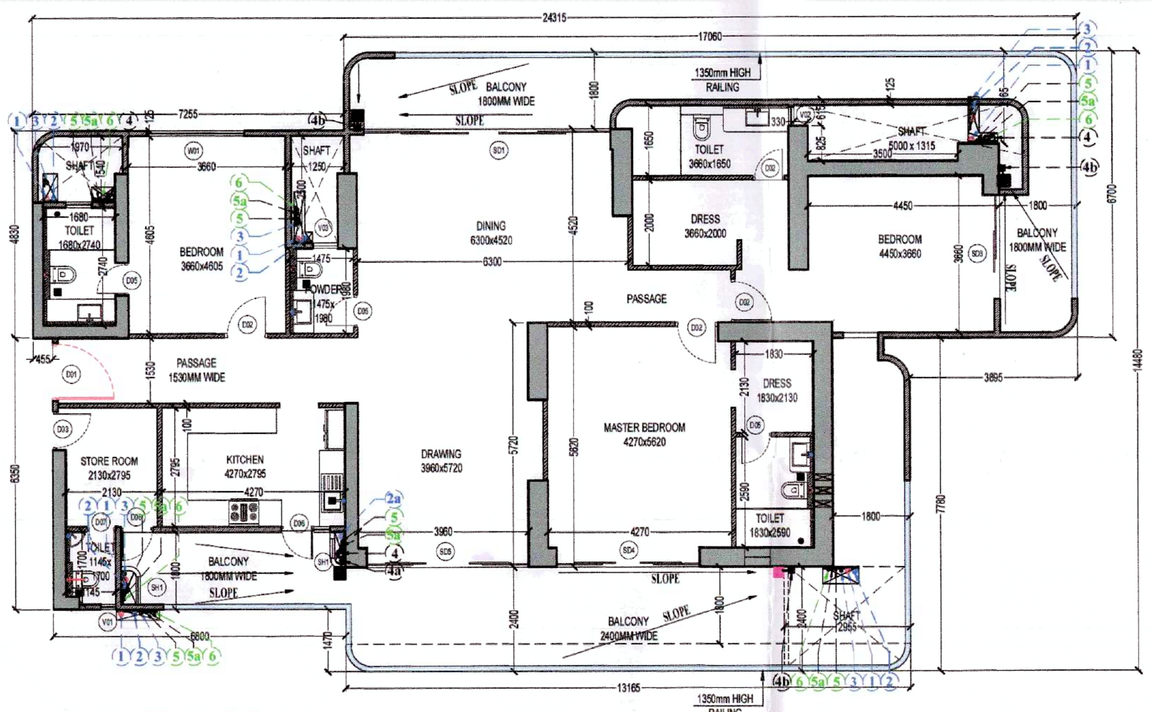

03 3BHK (TB) UNIT PLAN
Scale:1:100

TOIELT DETAIL TYPICAL

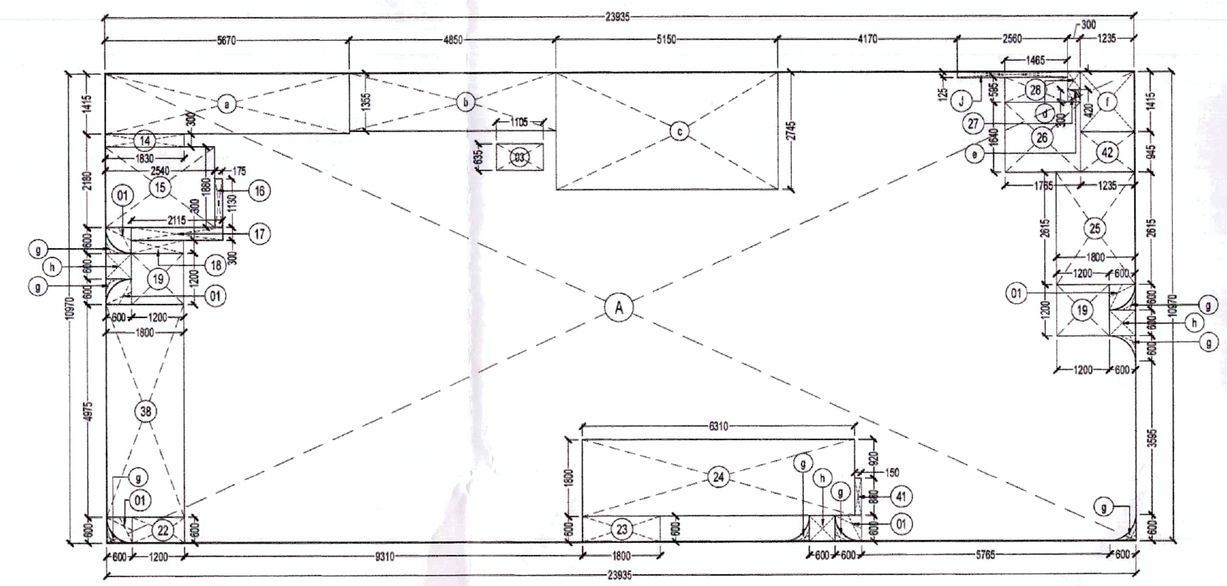

02a 3BHK (TA) UNIT - AREA DIAGRAM
Scale:1:100

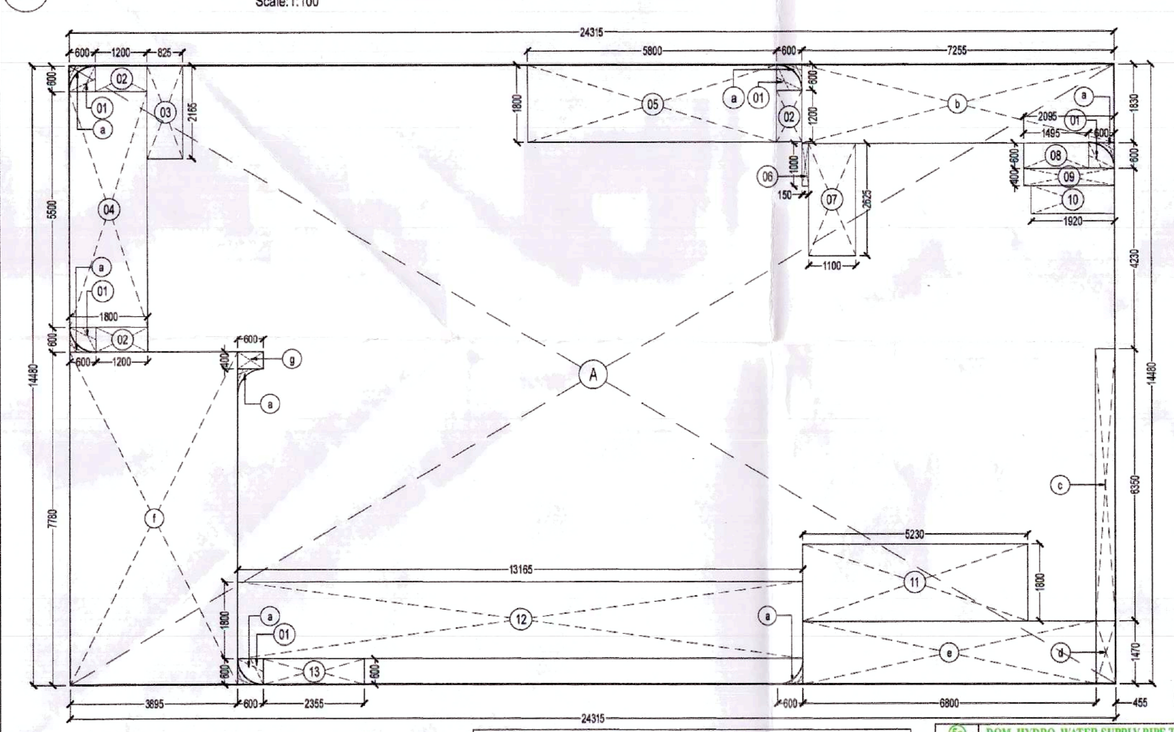

01a 4BHK UNIT - AREA DIAGRAM
Scale:1:100

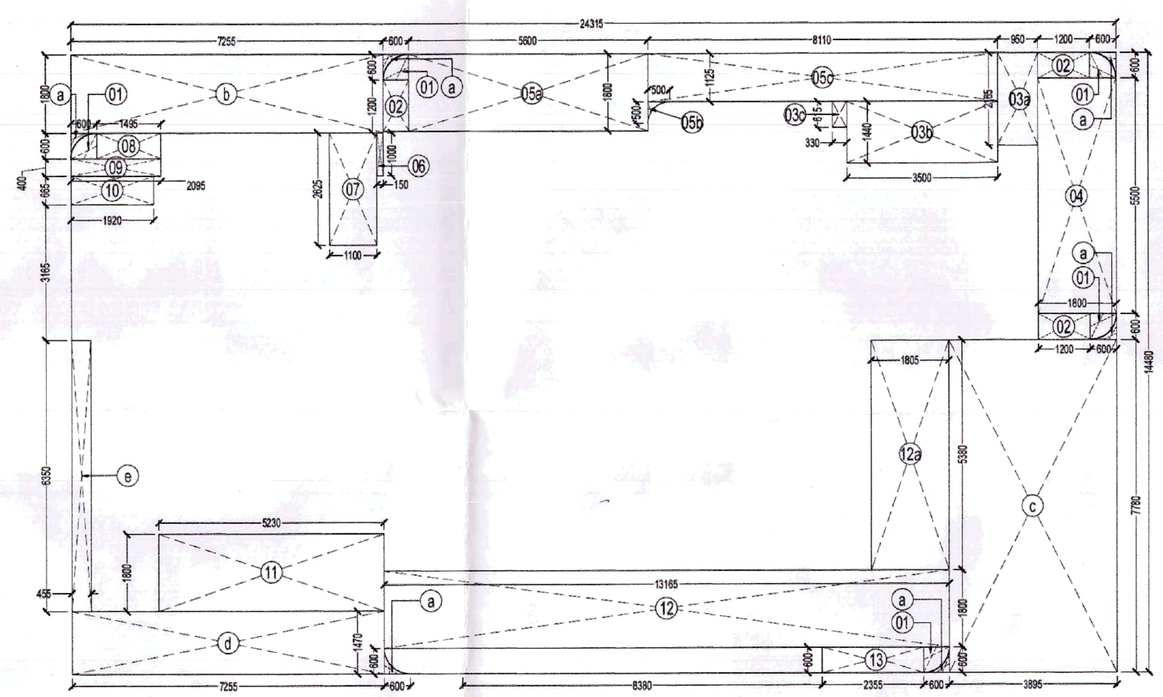

03a 3BHK (TB) UNIT - AREA DIAGRAM
Scale:1:100

PLUMBING LEGEND:-	
1	100Ø SOIL PIPE
2	100Ø WASTE PIPE
3	150Ø SOIL PIPE
4	150Ø WASTE PIPE
5a	100Ø WASTE PIPE FOR KITCHEN
5	75Ø VENT PIPE
6	200Ø RAIN WATER PIPE
6	150Ø RAIN WATER PIPE
6a	75Ø UTILITY BALCONY DRAIN PIPE
6b	75Ø BALCONY RAIN WATER PIPE
8	DOM. WATER SUPPLY LINE
5a	DOM. HYDRO. WATER SUPPLY PIPE TOP 4 FLOORS
6	F.L.U. WATER SUPPLY LINE
7	DOMESTIC WATER TANK FILLING RISER (FOR TOP TERRACE)
8	FLUSHING WATER TANK FILLING RISER (FOR TOP TERRACE)
9	DOMESTIC WATER TANK FILLING RISER (FOR SERVICE FLOOR-MID LVL)
10	FLUSHING WATER TANK FILLING RISER (FOR SERVICE FLOOR-MID LVL)
AD	ACCESS DOOR
DP	DRAIN PROVISION
FD	FLOOR DRAIN
	KHURRA 250x250 IN CORRIDOR
	KHURRA 450x450 IN TERRACE
	BUTTERFLY VALVE

	BUTTERFLY VALVE
	STRAINER
	DROP
	RISE
	NON RETURN VALVE

4BHK UNIT FAR DETAIL

1. ADDITION – XX								
NAME	SHAPE	LENGTH (L)	WIDTH (B)	HEIGHT (H)	FORMULA	AREA	QUANTITY	TOTAL AREA (Sq.Mts.)
A	Rectangle	24.315	14.480	-	L X B	352.081	1	352.081
						1. TOTAL ADDITION		352.081
2. DEDUCTION - YY								
a	Area of polyline					0.077	7	0.539
b	Rectangle	7.255	1.830	-	L X B	13.277	1	13.277
c	Rectangle	6.350	0.445	-	L X B	2.826	1	2.826
d	Rectangle	1.470	0.445	-	L X B	0.654	1	0.654
e	Rectangle	6.800	1.470	-	L X B	9.996	1	9.996
f	Rectangle	7.780	3.895	-	L X B	30.303	1	30.303
g	Rectangle	0.600	0.400	-	L X B	0.240	1	0.240
1	Quadrant	0.600	-	-	3.14 x B X H	0.283	6	1.696
2	Rectangle	1.200	0.600	-	L X B	0.720	3	2.160
2a	Rectangle	1.230	0.600	-	L X B	0.738	1	0.738
3	Rectangle	2.165	0.825	-	L X B	1.786	1	1.786
4	Rectangle	5.500	1.800	-	L X B	9.900	1	9.900
5	Rectangle	5.800	1.800	-	L X B	10.440	1	10.440
6	Rectangle	1.000	0.150	-	L X B	0.150	1	0.150
7	Rectangle	2.635	1.100	-	L X B	2.898	1	2.898
8	Rectangle	1.495	0.600	-	L X B	0.897	1	0.897
9	Rectangle	2.095	0.400	-	L X B	0.838	1	0.838
10	Rectangle	1.920	0.665	-	L X B	1.277	1	1.277
11	Rectangle	5.230	1.800	-	L X B	9.414	1	9.414
12	Rectangle	13.165	1.800	-	L X B	23.697	1	23.697
13	Rectangle	4.185	0.600	-	L X B	2.511	1	2.511
						2. TOTAL DEDUCTION		126.226
TOTAL FAR OF 4BHK UNIT				ADDITION (XX) - DEDUCTION (YY)				225.855 SQM.

4BHK - UNIT BUA DETAIL

1. ADDITION – XX								
NAME	SHAPE	LENGTH (L)	WIDTH (B)	HEIGHT (H)	FORMULA	AREA	QUANTITY	TOTAL AREA (Sq.Mts.)
A	Rectangle	24.315	14.480	-	L X B	352.081	1	352.081
						1. TOTAL ADDITION		352.081
2. DEDUCTION - YY								
1	Area of polyline					0.077	7	0.539
2	Rectangle	7.255	1.830	-	L X B	13.277	1	13.277
3	Rectangle	6.350	0.445	-	L X B	2.826	1	2.826
4	Rectangle	1.470	0.445	-	L X B	0.654	1	0.654
5	Rectangle	6.800	1.470	-	L X B	9.996	1	9.996
6	Rectangle	7.780	3.895	-	L X B	30.303	1	30.303
7	Rectangle	0.600	0.400	-	L X B	0.240	1	0.240
						2. TOTAL DEDUCTION		57.535
TOTAL BUA OF 4BHK UNIT				ADDITION (XX) - DEDUCTION (YY)				294.247 SQM.

3BHK (TA) UNIT FAR DETAIL

1. ADDITION – XX								
NAME	SHAPE	LENGTH (L)	WIDTH (B)	HEIGHT (H)	FORMULA	AREA	QUANTITY	TOTAL AREA (Sq.Mts.)
A	Rectangle	23.935	10.970	-	L X B	262.567	1	262.567
						1. TOTAL ADDITION		262.567
2. DEDUCTION - YY								
a	Rectangle	5.670	1.415	-	L X B	8.023	1	8.023
b	Rectangle	4.850	1.355	-	L X B	6.572	1	6.572
c	Rectangle	5.150	2.745	-	L X B	14.137	1	14.137
d	Rectangle	0.420	0.300	-	L X B	0.126	1	0.126
e	Area of polyline					0.019	1	0.019
f	Rectangle	1.415	1.235	-	L X B	1.748	1	1.748
g	Area of polyline					0.077	8	0.616
h	Rectangle	0.600	0.600	-	L X B	0.360	3	1.080
J	Rectangle	2.560	0.125	-	L X B	0.320	1	0.320
1	Quadrant	0.600	-	-	3.14 x B X H	0.283	6	1.696
2	Rectangle	1.230	0.600	-	L X B	0.738	1	0.738
3	Rectangle	1.105	0.635	-	L X B	0.702	1	0.702
14	Rectangle	1.830	0.300	-	L X B	0.549	1	0.549
15	Rectangle	2.540	1.880	-	L X B	4.775	1	4.775
16	Rectangle	1.130	0.175	-	L X B	0.198	1	0.198
17	Rectangle	2.115	0.300	-	L X B	0.635	1	0.635
18	Rectangle	1.200	0.300	-	L X B	0.360	1	0.360
19	Rectangle	1.200	1.200	-	L X B	1.440	2	2.880
22	Rectangle	1.200	0.600	-	L X B	0.720	1	0.720
23	Rectangle	1.830	0.600	-	L X B	1.098	1	1.098
24	Rectangle	6.310	1.800	-	L X B	11.358	1	11.358
25	Rectangle	2.615	1.800	-	L X B	4.707	1	4.707
26	Rectangle	1.765	1.640	-	L X B	2.895	1	2.895
27	Quadrant	0.300	-	-	3.14 x B X H	0.071	1	0.071
28	Rectangle	1.465	0.595	-	L X B	0.872	1	0.872
38	Rectangle	1.800	4.975	-	L X B	8.955	1	8.955
41	Rectangle	0.880	0.150	-	L X B	0.132	1	0.132
42	Rectangle	1.235	0.945	-	L X B	1.167	1	1.167
						2. TOTAL DEDUCTION		77.146
TOTAL FAR OF 3BHK (TA) UNIT				ADDITION (XX) - DEDUCTION (YY)				185.421 SQM.

3BHK (TA) - UNIT BUA DETAIL

1. ADDITION – XX								
NAME	SHAPE	LENGTH (L)	WIDTH (B)	HEIGHT (H)	FORMULA	AREA	QUANTITY	TOTAL AREA (Sq.Mts.)
A	Rectangle	23.935	10.970	-	L X B	262.567	1	262.567
						1. TOTAL ADDITION		262.567
2. DEDUCTION - YY								
1	Rectangle	5.670	1.415	-	L X B	8.023	1	8.023
2	Rectangle	4.850	1.355	-	L X B	6.572	1	6.572
3	Rectangle	5.150	2.745	-	L X B	14.137	1	14.137
4	Rectangle	0.420	0.300	-	L X B	0.126	1	0.126
5	Area of polyline					0.019	1	0.019
6	Rectangle	1.415	1.235	-	L X B	1.748	1	1.748
7	Area of polyline					0.077	8	0.616
8	Rectangle	0.600	0.600	-	L X B	0.360	3	1.080
10	Rectangle	2.560	0.125	-	L X B	0.320	1	0.320
						2. TOTAL DEDUCTION		32.640
TOTAL BUA OF 3BHK + STUDY UNIT				ADDITION (XX) - DEDUCTION (YY)				229.927 SQM.

3BHK (TB) UNIT FAR DETAIL

1. ADDITION – XX								
NAME	SHAPE	LENGTH (L)	WIDTH (B)	HEIGHT (H)	FORMULA	AREA	QUANTITY	TOTAL AREA (Sq.Mts.)
A	Rectangle	24.315	14.480	-	L X B	352.081	1	352.081
						1. TOTAL ADDITION		352.081
2. DEDUCTION - YY								
a	Area of polyline					0.077	6	0.462
b	Rectangle	7.255	1.830	-	L X B	13.277	1	13.277
c	Rectangle	7.780	3.895	-	L X B	30.303	1	30.303
d	Rectangle	7.255	1.470	-	L X B	10.665	1	10.665
e	Rectangle	6.350	0.455	-	L X B	2.889	1	2.889
1	Quadrant	0.600	-	-	3.14 x B X H	0.283	6	1.696
2	Rectangle	1.200	0.600	-	L X B	0.720	3	2.160
2a	Rectangle	1.230	0.600	-	L X B	0.738	1	0.738
3a	Rectangle	2.165	0.920	-	L X B	1.992	1	1.992
3b	Rectangle	3.500	1.440	-	L X B	5.040	1	5.040
3c	Rectangle	0.615	0.330	-	L X B	0.203	1	0.203
4	Rectangle	5.500	1.800	-	L X B	9.900	1	9.900
5a	Rectangle	5.600	1.800	-	L X B	10.080	1	10.080
5b	Area of polyline					0.077	1	0.077
5c	Rectangle	8.110	1.125	-	L X B	9.124	1	9.124
6	Rectangle	1.000	0.150	-	L X B	0.150	1	0.150
7	Rectangle	2.625	1.100	-	L X B	2.888	1	2.888
8	Rectangle	1.495	0.600	-	L X B	0.897	1	0.897
9	Rectangle	2.095	0.400	-	L X B	0.838	1	0.838
10	Rectangle	1.920	0.665	-	L X B	1.277	1	1.277
11	Rectangle	5.230	1.800	-	L X B	9.414	1	9.414
12	Rectangle	13.165	1.800	-	L X B	23.697	1	23.697
12a	Rectangle	5.380	1.805	-	L X B	9.711	1	9.711
13	Rectangle	4.185	0.600	-	L X B	2.511	1	2.511
						2. TOTAL DEDUCTION		149.967
TOTAL FAR OF 3BHK (TB) UNIT				ADDITION (XX) - DEDUCTION (YY)				202.094 SQM.

3BHK (TB) - UNIT BUA DETAIL

1. ADDITION – XX								
NAME	SHAPE	LENGTH (L)	WIDTH (B)	HEIGHT (H)	FORMULA	AREA	QUANTITY	TOTAL AREA (Sq.Mts.)
A	Rectangle	24.315	14.480	-	L X B	352.081	1	352.081
						1. TOTAL ADDITION		352.081
2. DEDUCTION - YY								
1	Area of polyline					0.077	7	0.539
2	Rectangle	7.255	1.830	-	L X B	13.277	1	13.277
3	Rectangle	6.350	0.445	-	L X B	2.826	1	2.826
4	Rectangle	1.470	0.445	-	L X B	0.654	1	0.654
5	Rectangle	6.800	1.470	-	L X B	9.996	1	9.996
6	Rectangle	7.780	3.895	-	L X B	30.303	1	30.303
7	Rectangle	0.600	0.400	-	L X B	0.240	1	0.240
						2. TOTAL DEDUCTION		57.535
TOTAL BUA OF 3BHK (TB) UNIT				ADDITION (XX) - DEDUCTION (YY)				294.247 SQM.

Checked and found
(Internal) Service
Supermitendent
O/o Chief E
HSVP, Pa

SANCTIONED
DATED
5.12.2
WIDE MEMO No.
32 9895

STP (HQ)
Member Secretary

STP (HQ)
Member
BPAC

CTP
Chairman
BPAC

Suraj Bhan
D.

DDT (HQ)
Member
BPAC

SUBMISSION DRAWINGS

GENERAL NOTES :

1. DRAWINGS IN PL & FF SERIES REPRESENTS PLUMBING AND FIRE SUPPRESSION SYSTEM.
2. IN CASE OF ANY DISCREPANCY IT SHOULD BE BROUGHT TO THE NOTICE OF ARCHITECT / PROJECT MANAGER / CONSULTANT.
3. DRAWING SHOULD NOT BE SCALED. ONLY WRITTEN DIMENSIONS TO BE FOLLOWED.
4. THIS DRAWING SHOULD BE READ IN CONJUNCTION WITH RELEVANT ARCHITECTURAL LAND, SCAPING, STRUCTURAL AND OTHER SERVICES DRAWING.
5. ALL SERVICES SHAOPS WILL BE SEALED AT EVERY FLOOR LEVEL.&OPER INSTALLING SERVICES.

NOTES :
WHEREVER DEFINED RESTAURANT/FOOD COURT PLANED PLEASE PROVIDE MIN. 450MM SUNK REQUIRED.

FIRE LEGEND:–	
A.	100Ø HYDRANT PIPE FOR LOWER ZONE
A1.	100Ø HYDRANT PIPE FOR UPPER ZONE
B.	80Ø DRAIN PIPE
C.	150Ø SPRINKLER PIPE FOR LOWER ZONE
C1.	150Ø SPRINKLER PIPE FOR UPPER ZONE
D.	100Ø FIRE HYDRANT MAKE UP PIPE
FHC	FIRE HOSE CABINET
FLD	FLOOR DRAIN

DOOR WINDOW SCHEDULE - TOWER

Type	Opening Size	Sill/Head Level	Location	Remarks
D	1500x2400	000/2400	BASEMENT LIFT LOBBY	1 HOUR FIRE RATED
D01	1200x2700	000/2700	UNIT ENTRANCE	1 HOUR FIRE RATED
D02	1000x2400	000/2400	BEDROOM	Wooden flush door
D03	900x2400	000/2400	STORE ROOM	Wooden flush door
D04	900x2400	000/2400	S. ROOM / PUJA ROOM	Wooden flush door
D05	750x2400	000/2400	TOILET	Wooden flush door
D06	750x2700	000/700	KITCHEN, STORE ROOM	UPVC
D07	650x2400	000/2400	STORE TOILET	Wooden flush door
W01	2250x2400	300/2700	BEDROOM	OPENABLE UPVC
W02	2400x2400	300/700	MASTER BEDROOM, BED ROOM	OPENABLE UPVC
V01	350x1200	1200/2400	TOILET	OPENABLE UPVC
V02	450x1200	1200/2400	STORE TOILET	OPENABLE UPVC
V03	600x1200	1200/2400	TOILET	OPENABLE UPVC
DW1	2400x2700	1100/2700	KITCHEN	OPENABLE UPVC
DW2	1800x2700	1100/2700	KITCHEN	OPENABLE UPVC
SD1	5700x2700	000/700	LIVING/DINING	SLIDING UPVC
SD2	1500x2700	000/700	BEDROOM	SLIDING UPVC
SD3	3400x2700	000/700	BEDROOM	SLIDING UPVC
SD4	3100x2700	000/700	MASTER BEDROOM	SLIDING UPVC
SD5	3100x2700	000/700	DRAWING	SLIDING UPVC
SD6	2900x2700	000/700	BEDROOM	SLIDING UPVC
SD7	6010x2700	000/700	DRAWING/DINING	SLIDING UPVC
L01	1300x2700	000/700	LOBBY	AS / VENDOR
FD1	1200x2400	000/2400	STAIRCASE	1 HOUR FIRE RATED
FD2	1050x2700	000/400	LIFT LOBBY	1 HOUR FIRE RATED
FD3	900x2400	000/2400	ELECTRICAL ROOM	2 HOUR FIRE RATED
FD4	750x2300	4000/2400	LV SHAFT	2 HOUR FIRE RATED
FD5	900x1800	6000/2400	FHC	2 HOUR FIRE RATED
FD6	2000x2400	000/2400	BASEMENT EET SERVICE ROOMS	2 HOUR FIRE RATED
FD7	1200x2400	000/2400	FIRE CONTROL ROOM	2 HOUR FIRE RATED

Note: Above mentioned opening sizes are from structure wall to wall.

PRINCIPAL ARCHITECT:

DESIGN FORUM INTERNATIONAL

K47, KAILASH COLONY, NEW DELHI - 110048
PHONE NO. 011-46556600

ARCHITECT'S SIGNATURE

Ar. VIKKEY
DR. No. 373
Regd. No.
CA-2017-68535

OWNER'S SIGNATURE

AHIR INFRASPACE PVT. LTD.
AIPL
HARYANA

CLIENT:

M/S AHIR INFRASPACE PRIVATE LIMITED
10th Floor, Grand View Tower,Golf Course Extension Road
Sector 58 -Gurgaon-122011

JD (H) DYP (H) STP (H) (MEMBER) (B.P.A.C.)

PROJECT:

PROPOSED GROUP HOUSING SITE NO. 25
IN SECTOR -53 GURUGRAM - HARYANA

DRAWING TITLE:

4 BHK & 3BHK (TA) & (TB) UNIT PLAN AND AREA DIAGRAM WITH CALCULATIONS

SCALE	NORTH	SHEET NO.
AS SHOWN		10
DATE 24.07.2024		