DOORS & WINDOW SCHEDULE					
DOORS					
Tags	Width	Height	Lintel	Sill	Remarks
D1	1200	2400	2400	0	
D2	1050	2400	2400	0	
D3	950	2400	2400	0	
D4	850	2400	2400	0	
D5	750	2400	2400	0	
D6	1800	2400	2400	0	
FIRE DOORS					
FD1	1250	2400	2400	0	(FIRE RATED)
FD2	1250	2400	2400	0	(FIRE RATED)
FD3	1800	2400	2400	0	(FIRE RATED)
RS1	3000	3000	3000	0	(FIRE RATED)
RS2	2500	3000	3000	0	(FIRE RATED)
SHAFT ACCESS DOORS					
AD1	1250	2300	2400	100	(FIRE RATED)
AD2	2000	2300	2400	100	(FIRE RATED)
AD3	600	2300	2400	100	(FIRE RATED)
AD4	950	2300	2400	100	
AD5	2000	2300	2400	100	
AD6	600	2300	2400	100	
WINDOW					
W1	600	1200	2400	1200	
W2	450	1200	2400	1200	
SLIDING DOOR					
SD1	4500	2400	2400	0	
SD2	2700	2400	2400	0	
SD3	1800	2400	2400	0	
GLAZING					
GL1	AS/ PLAN				
GL2	AS/ PLAN				
GL3	AS/ PLAN				
GL4	AS/ PLAN				

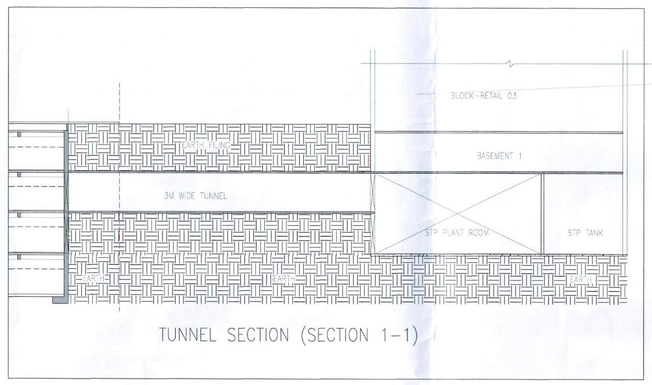

TUNNEL SECTION (SECTION 1-1)

LEGEND FOR PLUMBING:-		
S.N.	DESCRIPTION	SYMBOL
1	DRAIN CHANNEL	
2	DRAIN PIPE	
3	DRAINAGE SUMP SIZE=1500X1500X1500MM	SUMP
4	110ø DRAIN PIPE WITH 150x150mm CUT-OUT IN BASEMENT FLOOR SLAB LVL.	A
5	80ø DRAINAGE SUMP RISER PIPE	B
6	160 OD PLANT ROOM DRAIN PIPE CONNECT TO 4TH BASEMENT DRAIN CHANNEL	C

LEGEND	PARKING AREA (SQM)	NO. PROVIDED
SINGLE CAR PARKING	17444.583	428
SCOOTER PARKING		22
STACK CAR PARKING	1712.12	86

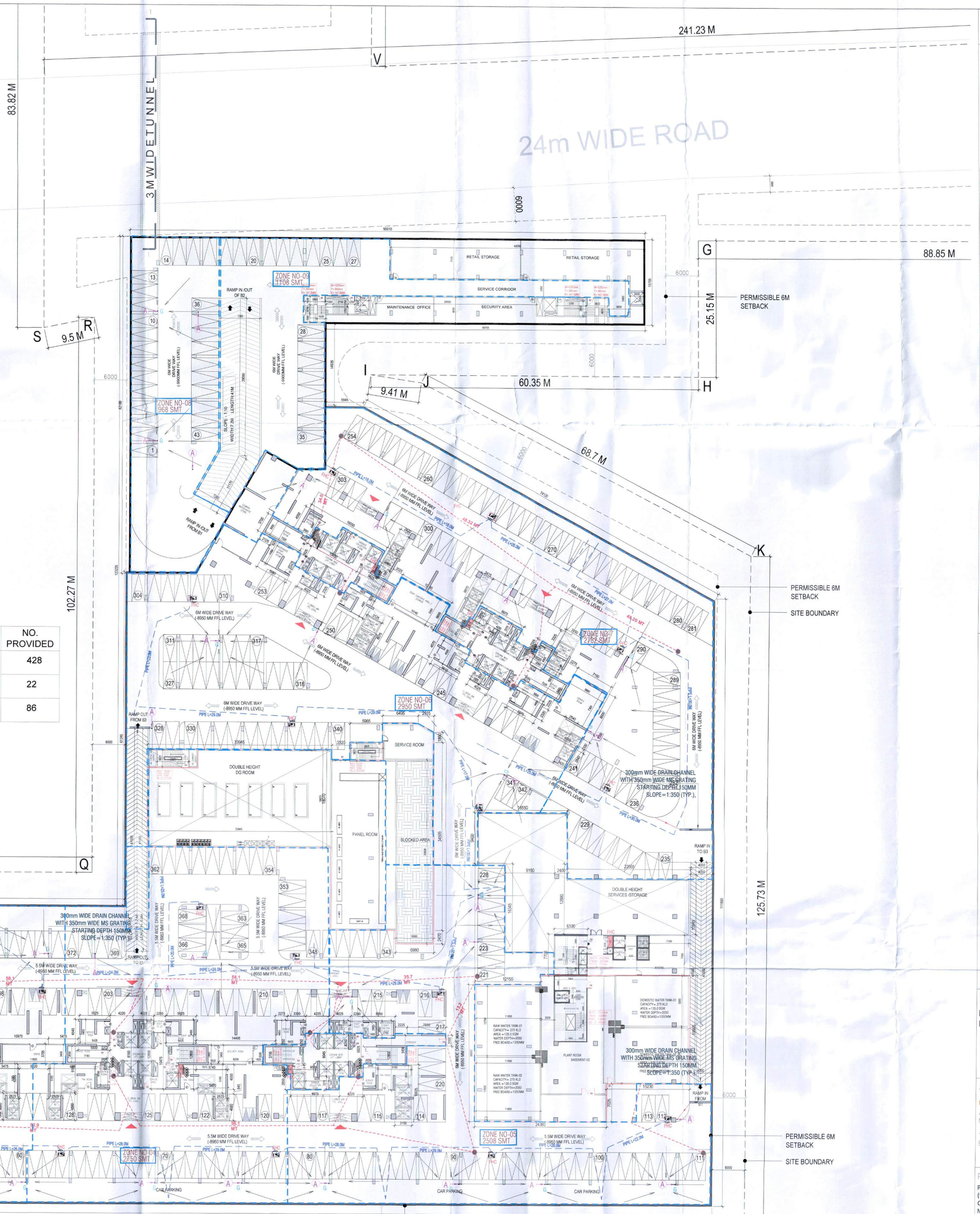

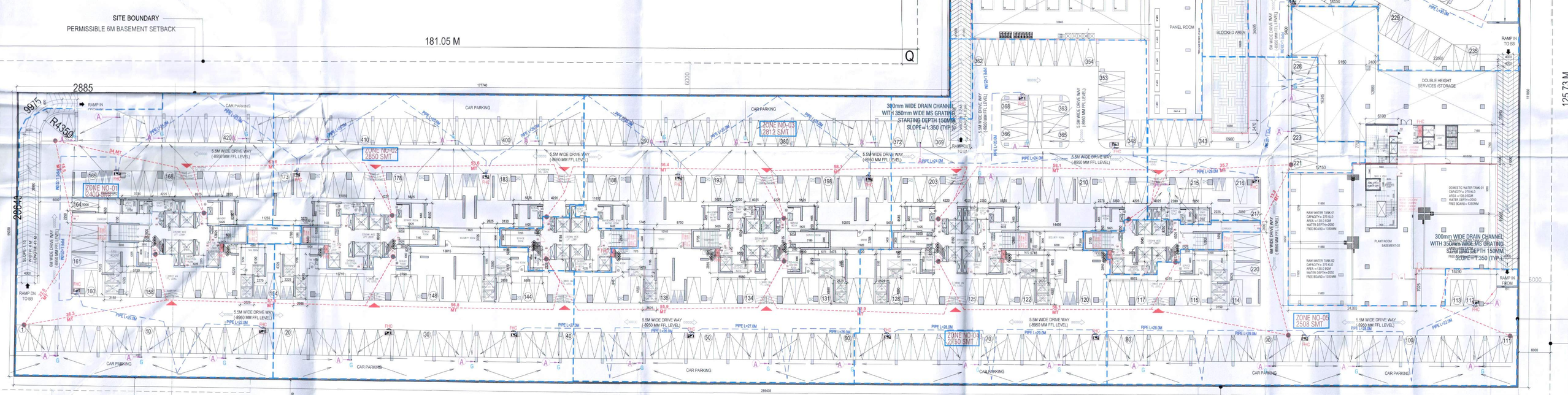

1 BASEMENT-02 PLAN
1:450

DRAWING NO. S-7

KEY PLAN

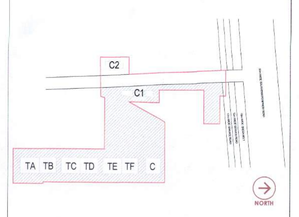

NOTES:

1. All fixture provided in toilets are as per N.B.C.
2. Basement will be mechanically ventilated.
3. All spaces (parking basement, services basement etc.) Will be artificially lit.
4. Standby generating capacity will be provided for the electrical requirement of the total scheme. This therefore includes standby generation for all common services, fire services, lifts etc. And also the entire electrical load for the ventilation.
5. Fire safety measures as per NBC includes smoke detector, heat detector, sprinkler spacing in compliance with code.
6. All external walls are 100mm and all internal walls are 100mm thick. (Valid for all drawings)

DEVELOPER

RIVERDAY INFRASTRUCTURE PRIVATE LIMITED

Checked and found ok for Plan Approval (Internal) Service only with remarks in forwarding letter 23/1/20 23/8/24

ARCHITECT

morphogenesis.

41, Inustrial Estate, Okhla Phase – III
New Delhi – 110020

Tel: 91 11 41828070
Email: studio@morphogenesis.org

PROJECT TITLE

PROPOSED BUILDING PLAN FOR MIXED LAND USE COLONY (98% RESIDENTIAL COMPONENT AND 2% COMMERCIAL COMPONENT) UNDER TOD POLICY OVER AN AREA MEASURING 11.66875 ACRES. (LICENSE NO 90 OF 2024 DATED 18.07.2024) IN THE REVENUE ESTATE OF VILLAGE FAZILPUR JHARSA & BADSHAHAPUR, SECTOR-69 GURUGRAM, BEING DEVELOPED BY **RIVERDAY INFRASTRUCTURE PRIVATE LIMITED**

STATUS: SUBMISSION DRAWING

SHEET TITLE

BASEMENT 02 PLAN

S.T.P. (HQ) Member Secretary B.P.A.C. | S.T.P. (G) Member B.P.A.C. | C.T.P. (HR) Chairman B.P.A.C.

DTP (HQ) | ATP(HQ)

DDA (T) MEMBER BPAC

(Dinesh Kumar) PA(HQ)

SANCTIONED TO BE READ WITH HRS OFFICE MEMO NO: 49498 DATED: 19/09/2024

P.A. | T.P.

OWNER'S SIGN

For M/s Riverday Infrastructure Private Limited

(Authorized Signatory)

ARCHITECT'S SIGN

KIRAN YADAV
CA/2010/49182

SCALE: 1:450

DATE: 05.09.2024

DRAWING NAME S-B-02