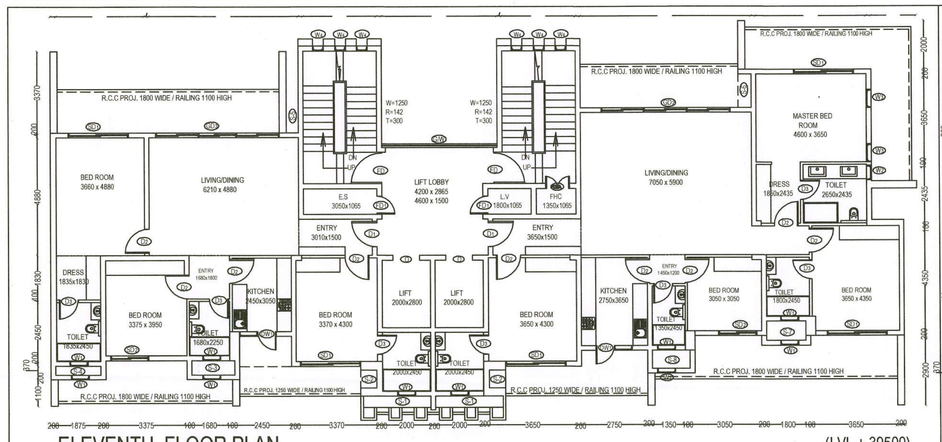

ELEVENTH FLOOR PLAN (LVL + 39500)

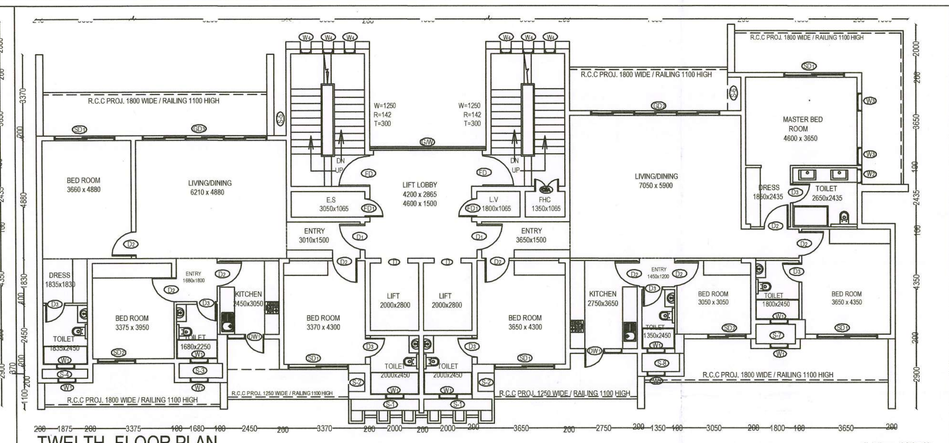

TWELTH FLOOR PLAN (LVL + 43050)

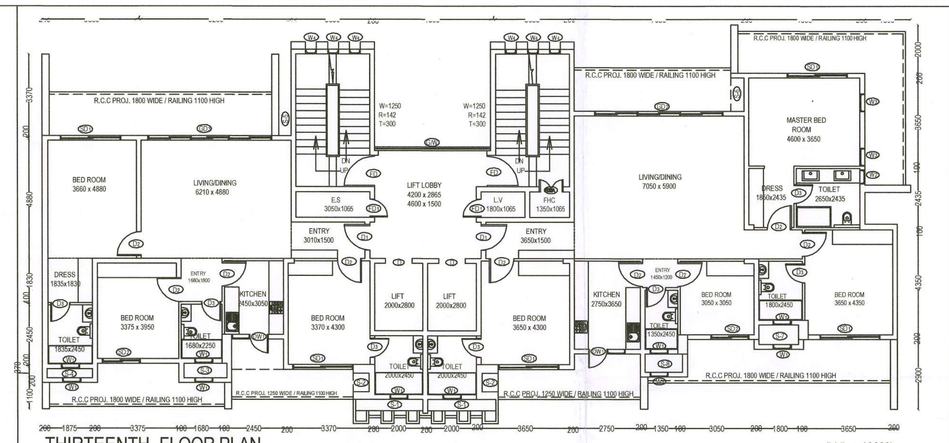

THIRTEENTH FLOOR PLAN (LVL + 46600)

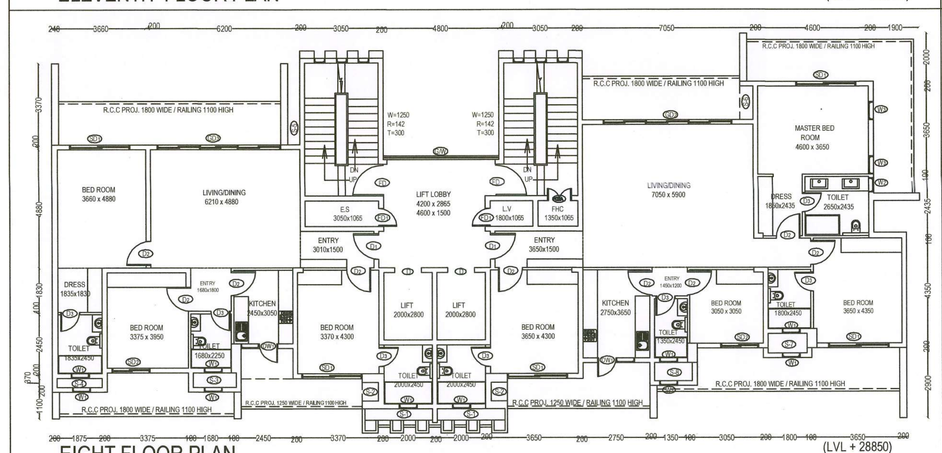

EIGHT FLOOR PLAN (LVL + 28850)

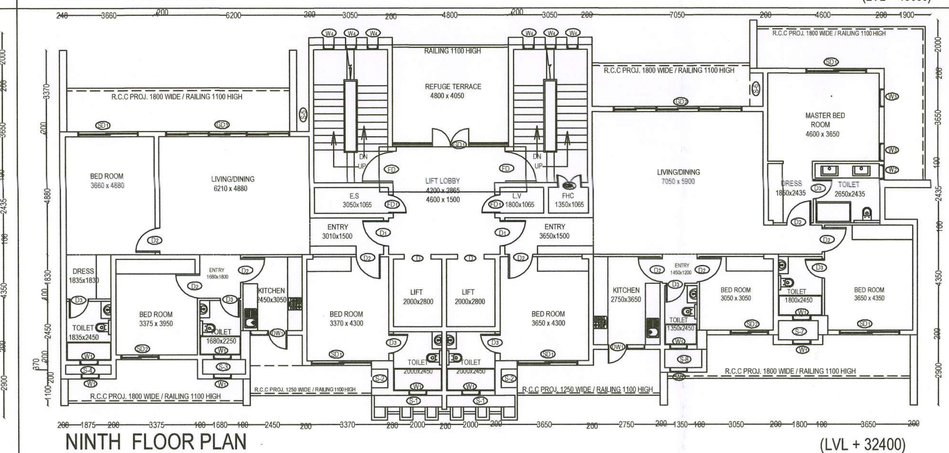

NINTH FLOOR PLAN (LVL + 32400)

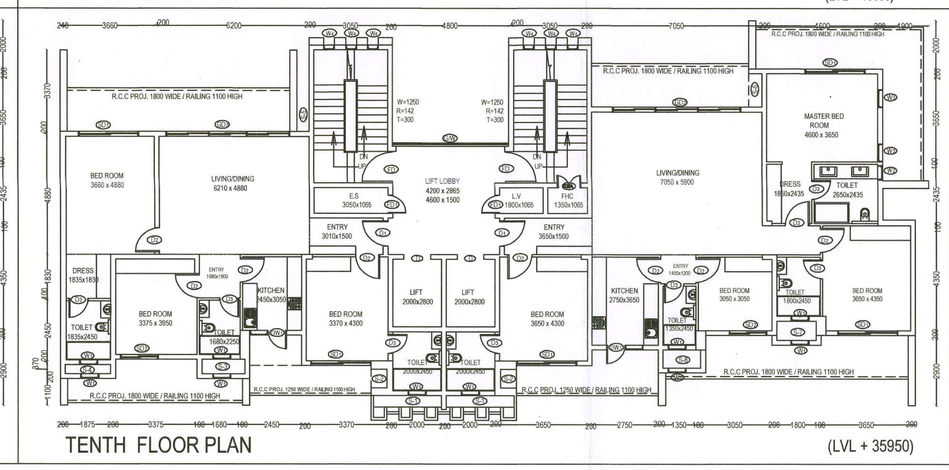

TENTH FLOOR PLAN (LVL + 35950)

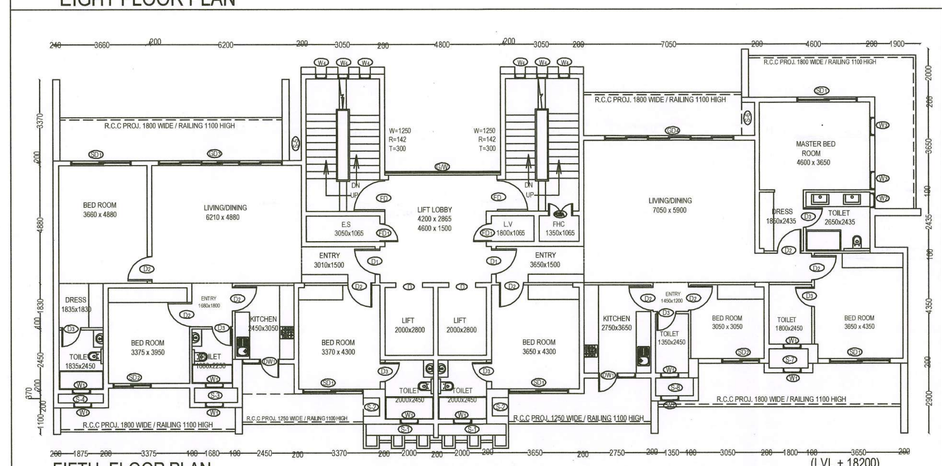

FIFTH FLOOR PLAN (LVL + 18200)

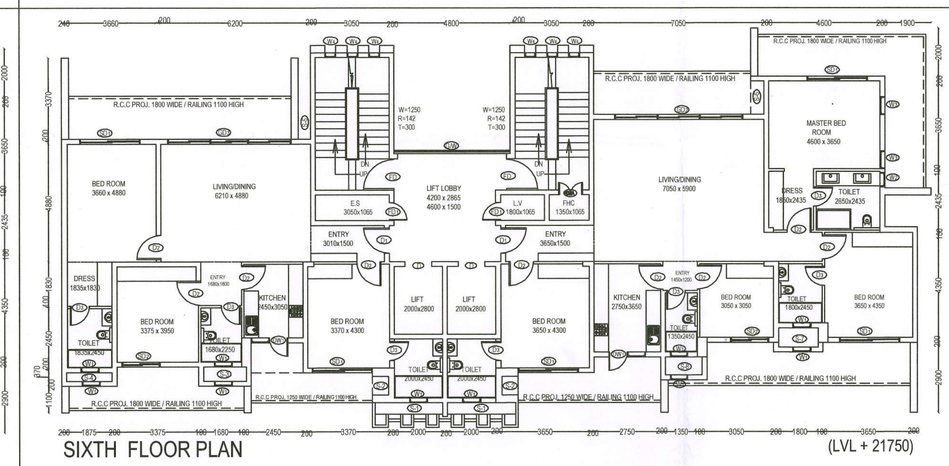

SIXTH FLOOR PLAN (LVL + 21750)

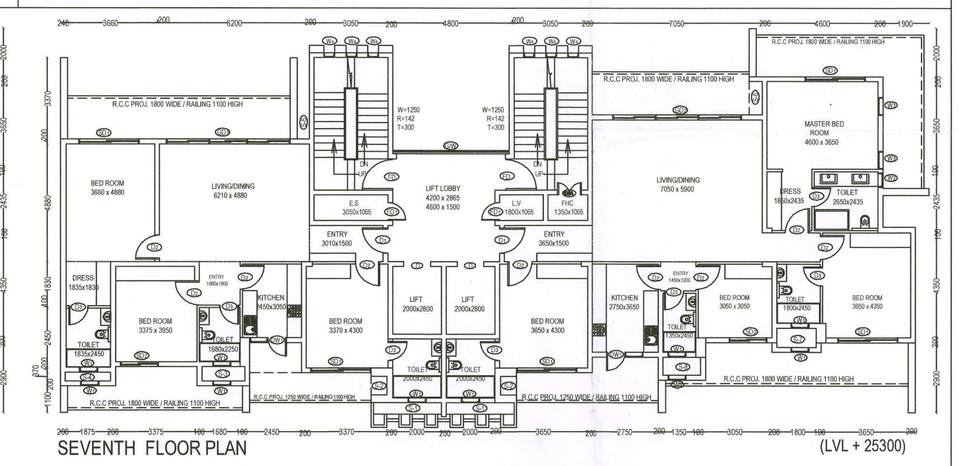

SEVENTH FLOOR PLAN (LVL + 25300)

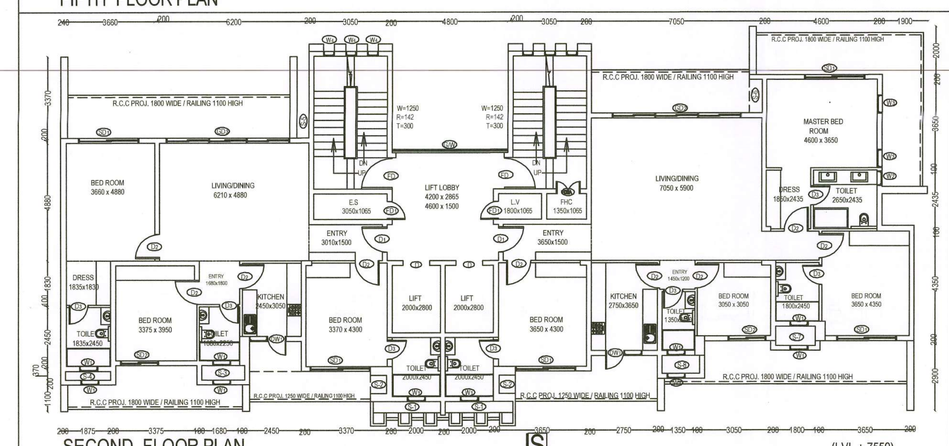

SECOND FLOOR PLAN (LVL + 7550)

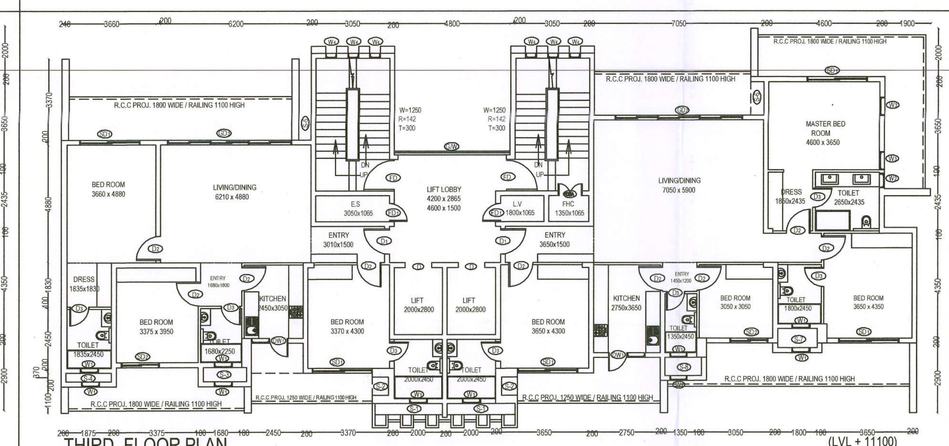

THIRD FLOOR PLAN (LVL + 11100)

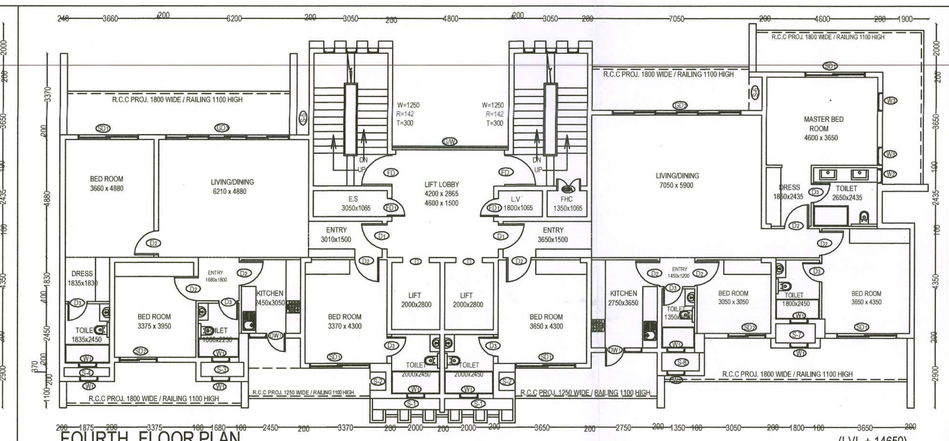

FOURTH FLOOR PLAN (LVL + 14650)

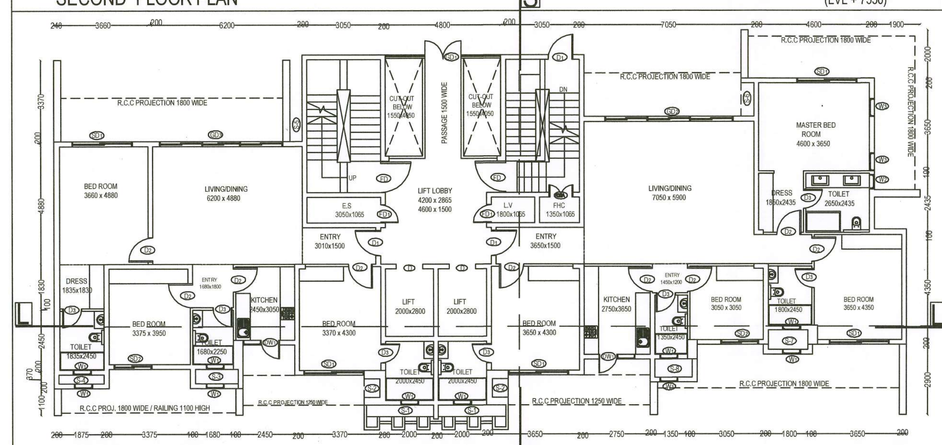

GROUND FLOOR PLAN (LVL + 450)

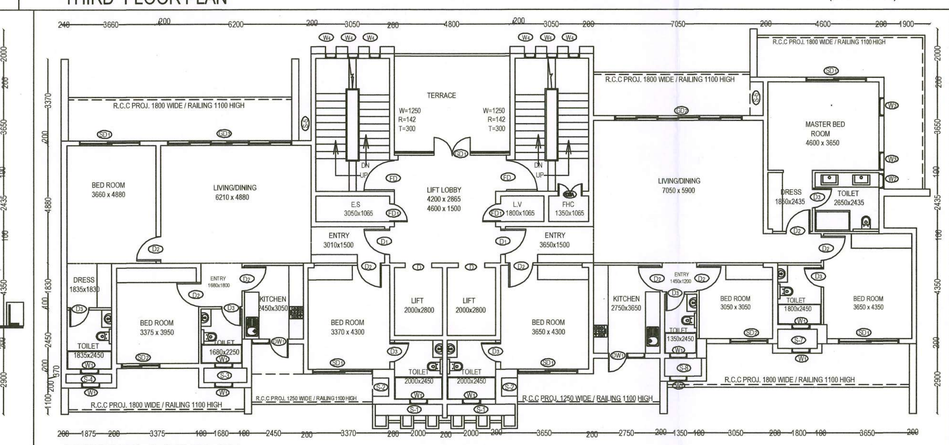

FIRST FLOOR PLAN (LVL + 4000)

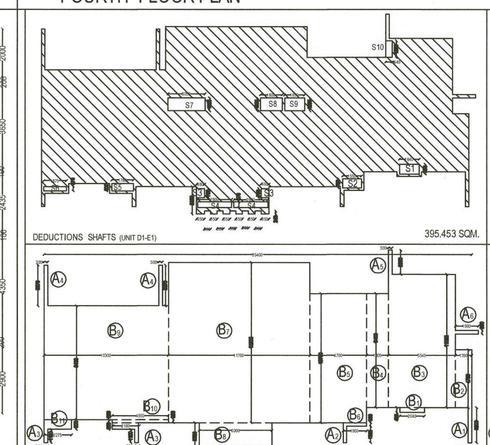

DEDUCTIONS SHAFTS (UNIT D1-E1) 395.453 SQM.

AREA CHART OF GROUND FLOOR PLAN 411.02 SQM.

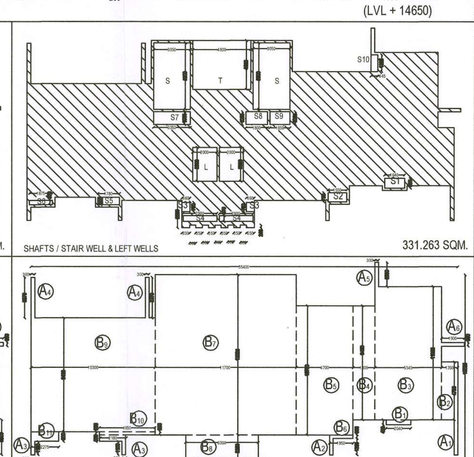

SHAFTS / STAIR WELL & LEFT WELLS 331.263 SQM.

AREA CHART OF FIRST FLOOR TO TWENTY FIFTH FLOOR 411.00 SQM.

19/31

Building Plans Approved by Supervising Committee (HQ).

Building Plans Sanction and Plans will be valid for five year only. To be read with Memo No. HSIIDC/IPD/MT/H/2021/46-448 Dated 23/08/2021 to 23/08/2024

Chairman Building Plan Committee cum Divisional Town Planner HSIIDC, IMT-Manesar

Client

ELDECO

Eldeco Infrastructure & Properties Ltd.
201-212, 2nd Floor, Splendor Forum,
New Delhi - 110 025 (India)
Phone: +91 11 4065 5000
E-mail: contact@eldecoproperties.com

Architect
Ar. Narouttam Kumar
CA/2014/66162
H.No. 291, New Vijay Nagar, Panipat,
Haryana - 132103

Structure Consultant
TPCL
B-74 | Sector 57 | Noida 201301
Uttar Pradesh | India
Phone :-91 120 4306800
Website:-www.tpcl.in

Notes
1. Unless otherwise mentioned all dimensions are in Millimeters.
2. Unless otherwise mentioned all levels including finished floor.
3. Unless otherwise mentioned all dimensions are shown exclusive of finishes & frames.
4. Dimensions are not to be scaled from the drawing.
5. Any discrepancies, either between written dimensions and site dimensions or within these drawings should be brought to the immediate attention of the consultant before executing the works.
6. This drawing is to be read in conjunction with all other.

Detail of Block D-E

Ground Floor					
Block	Nos	Length	x	Breadth	Area
A-1	1	0.30	X	2.900	0.87
A-2	1	0.30	X	1.350	0.41
A-3	2	0.30	X	1.100	0.66
A-4	2	0.30	X	3.370	2.02
A-5	1	0.30	X	2.000	0.60
A-6	1	0.30	X	1.900	0.57
B-1	1	2.040	X	0.400	0.82
B-2	1	1.350	X	4.790	6.47
B-3	1	5.545	X	11.035	61.19
B-4	1	1.805	X	9.450	17.06
B-5	1	4.700	X	10.700	50.29
B-6	1	1.950	X	0.300	0.59
B-7	1	11.700	X	13.265	155.20
B-8	1	6.000	X	2.260	13.56
Less	5	0.500	X	0.240	-0.60
B-9	1	10.300	X	9.430	97.13
B-10	1	4.650	X	0.250	1.16
	1	2.180	X	0.550	1.20
B-11	1	2.275	X	0.800	1.82
Total Area					411.002
Block	Nos	Length	x	Breadth	Area
Less Shafts					
S-1	1	1.640	X	0.800	1.312
S-2	1	1.550	X	0.750	1.163
S-3	2	0.660	X	0.760	1.003
S-4	2	2.800	X	0.470	2.632
S-5	1	1.780	X	0.600	1.068
S-6	1	1.875	X	0.370	0.694
S-7	1	3.050	X	1.065	3.248
S-8	1	1.800	X	1.065	1.917
S-9	1	1.650	X	1.065	1.757
S-10	1	0.545	X	1.385	0.755
Total Area For Deduction					15.549
Net Area At Ground Floor					395.453
Less Stair Case & Lift wells					
L	2	2.00	X	2.80	-11.200
S	2	3.05	X	5.50	-33.550
T	1	4.80	X	4.05	-19.440
Proposed area at First Floor					331.263
First Floor to Twenty fifth Floor					
		24	x	331.26	7950.31

SHEET NO : DE/001/004

TOWER NAME :- BLOCK DE

PROJECT NAME :- ELDECO FAIRWAY RESERVE

Address
GROUP HOUSING PLOT NO-02 SECTOR-80 HSIID(IMT, GURUGRAM -122050 (HR) BELONGING TO:- M/S ELEDCO INFRASTRUCTURI & PROPERTIES LIMITED

For Eldeco Infrastructure & Properties Ltd.
Authorised Signatory

signature of authorised signatory

AR. NARROUTTAM KUMAR
CA/2014/66162
JAI SHRI ARCHITECTURE
+91-9992314006

signature of architect

signature of structural engineer

signature of proof consultant

signature of geo technical engineer