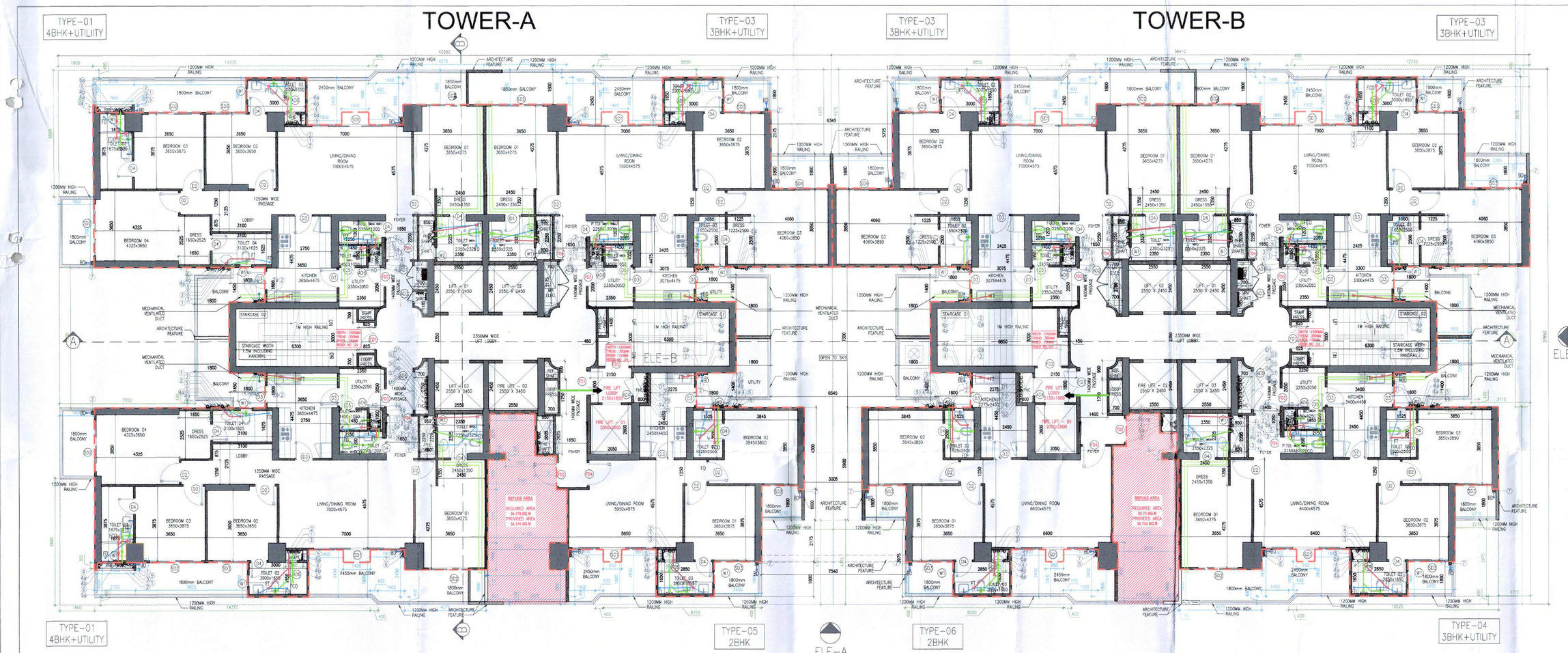

1 TOWER: A-B
1:100 - REFUGEE LVL.16th, 25th, 33rd FLOOR PLAN
@ 60.80M, 93.20M & 122M

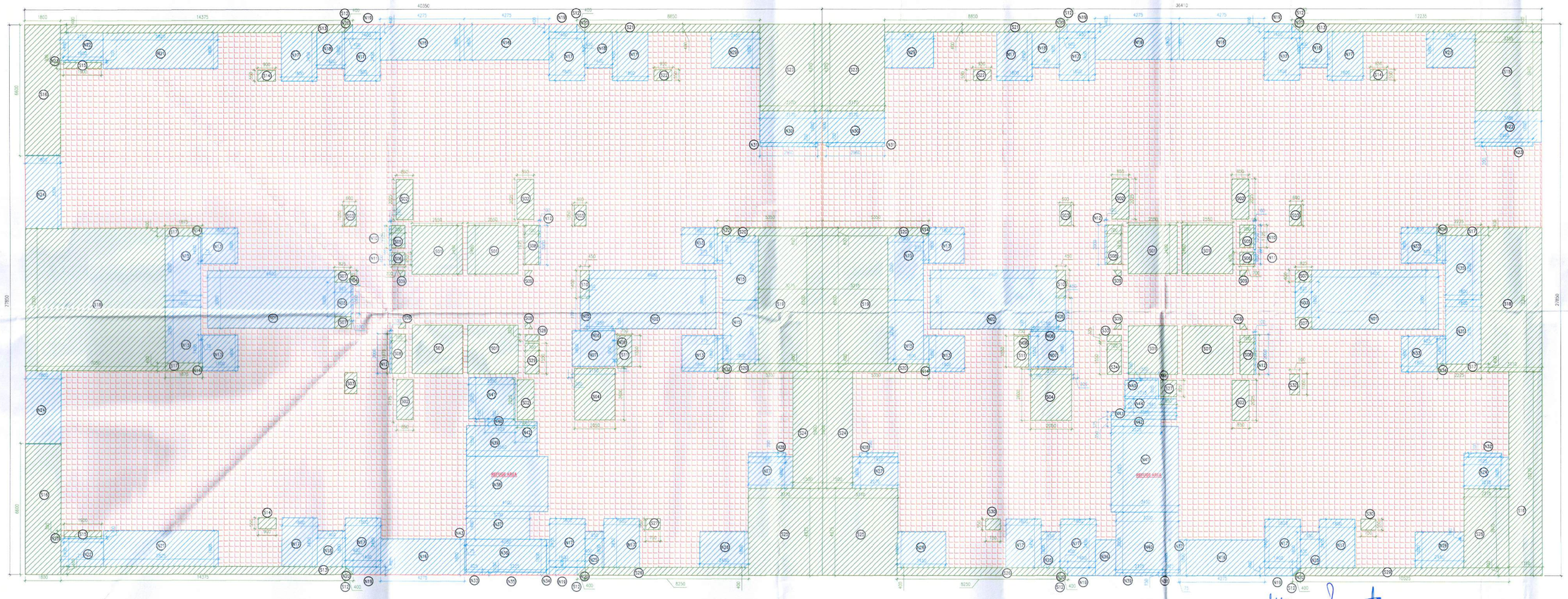

2 1:100 - REFUGEE LVL.16th, 25th, 33rd FLOOR PLAN
@ 60.80M, 93.20M & 122M

SUMMARY OF MECHANICAL VENTILATION											
S/N	Floor	Area SFT	Effective Ht FT	Volume CFT	Air Change Per Hour	Calculated CFM	Installed CFM	Application	Nos. of Fan & Fan Capacity CFM	Type of Fan	Remark
1	Toilet for Bedroom-Typical For All Bedroom	58	9	522	10	87	100	Exhaust	1x100 CFM	Inline Fan	Normal Mode
2	02 Nos - Powder Toilet and Utility Toilet	45	9	409	10	68	100	Exhaust	1x100 CFM	Inline Fan	Normal Mode

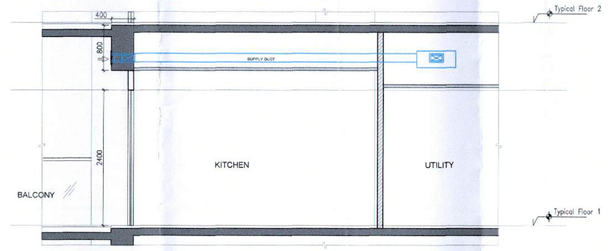

3 MECHANICAL VENTILATION SECTION DETAIL-WC AND PWD ROOM
1:50

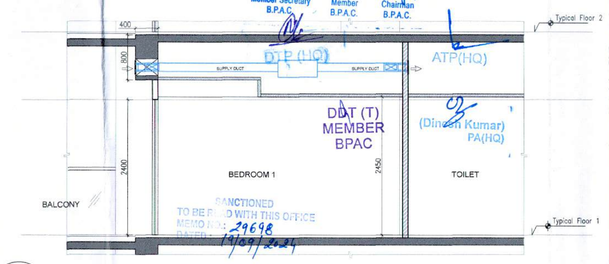

4 MECHANICAL VENTILATION SECTION DETAIL-BEDROOM
1:50

TOWER B				
TYPICAL FLOOR FAR AREA				
Additions				
Description		Length (mm)	Breadth (mm)	No. of repetitions	Total Area (sqm)
Area of rectangle	A01	36410	27850	1	1014.019
Total of all Additions 'A'					1014.019
Deductions					
Description		Length (mm)	Breadth (mm)	No. of figures	Total Area (sqm)
Area of rectangle	S01	2550	2450	4	24.990
Area of rectangle	S02	850	2025	3	5.164
Area of rectangle	S03	600	1050	2	1.260
Area of rectangle	S04	2050	2600	1	5.330
Area of rectangle	S05	700	1125	1	0.788
Area of rectangle	S06	610	700	1	0.427
Area of rectangle	S07	825	600	2	0.990
Area of rectangle	S08	700	1975	2	2.765
Area of rectangle	S09	as/plan		4	0.308
Area of rectangle	S10	450	1400	1	0.630
Area of rectangle	S11	750	1550	1	1.163
Area of rectangle	S12	400	400	4	0.320
Area of rectangle	S13	12025	400	1	4.810
Area of rectangle	S14	850	550	1	0.468
Area of rectangle	S15	3385	3975	1	13.455
Area of rectangle	S16	1710	10275	1	17.570
Area of rectangle	S17	2225	400	2	1.780
Area of rectangle	S18	3110	7300	1	22.703
Area of rectangle	S19	3275	6500	1	21.288
Area of rectangle	S20	5350	400	2	4.280
Area of rectangle	S21	8850	400	1	3.540
Area of rectangle	S22	950	550	1	0.523
Area of rectangle	S23	3170	4375	1	13.869
Area of rectangle	S24	1500	5900	1	8.850
Area of rectangle	S25	3770	4375	1	16.494
Area of rectangle	S26	8250	400	1	3.300
Area of rectangle	S27	850	825	1	0.701
Area of rectangle	S28	2275	3975	1	9.043
Area of rectangle	S29	10525	400	1	4.210
Area of rectangle	S30	750	550	2	0.825
Area of rectangle	S32	500	1050	1	0.525
Area of rectangle	S33	700	325	1	0.228
Area of rectangle	S34	700	1550	1	1.085
Total of all Deductions 'B'					193.679
TOTAL AREA (X) = A-B					820.339
TYPICAL FLOOR NON FAR AREA					
Additions					
Description		Length (mm)	Breadth (mm)	No. of figures	Total Area (sqm)
Area of rectangle	N01	6400	3000	1	19.200
Area of rectangle	N02	6400	3000	1	19.200
Area of rectangle	N03	825	1800	1	1.485
Area of rectangle	N05	450	1600	1	0.720
Area of rectangle	N06	1250	100	1	0.125
Area of rectangle	N07	2150	1800	1	3.870
Area of rectangle	N08	100	1550	1	0.155
Area of rectangle	N10	100	1250	1	0.125
Area of rectangle	N11	100	600	1	0.060
Area of rectangle	N12	100	2000	2	0.400
Area of rectangle	N13	1800	1800	2	6.480
Area of rectangle	N14	275	1400	2	0.770
Area of rectangle	N15	1800	3250	2	11.700
Area of rectangle	N16	4275	1800	4	30.780
Area of rectangle	N17	1800	2450	8	35.280
Area of rectangle	N18	1400	1800	2	5.040
Area of rectangle	N19	1400	400	4	2.240
Area of rectangle	N20	400	400	4	0.320
Area of rectangle	N21	2450	1800	1	4.410
Area of rectangle	N22	3385	1600	1	5.416
Area of rectangle	N23	2960	200	1	0.592
Area of rectangle	N24	2275	1600	1	3.640
Area of rectangle	N25	950	1800	2	3.420
Area of rectangle	N26	2450	1800	2	8.820
Area of rectangle	N27	2270	1600	1	3.632
Area of rectangle	N28	1920	200	1	0.384
Area of rectangle	N29	2450	1800	1	4.410
Area of rectangle	N30	3170	1600	1	5.072
Area of rectangle	N31	2960	200	1	0.592
Area of rectangle	N32	1925	200	1	0.385
Area of rectangle	N33	1800	1800	2	6.480
Area of rectangle	N34	425	1400	2	1.190
Area of rectangle	N35	1800	3250	2	11.700
Total of all Additions 'C'					198.093
NET NON FAR AREA= C					198.093
NET FAR AREA= Total Area (X) - C					622.246
NET BUA = (NON FAR+ FAR)					820.339

TOWER B				
REFUGE FLOOR FAR AREA				
Additions				
Description		Length (mm)	Breadth (mm)	No. of repetitions	Total Area (sqm)
Area of rectangle	A01	36410	27850	1	1014.019
Total of all Additions 'A'					1014.019
Deductions					
Description		Length (mm)	Breadth (mm)	No. of figures	Total Area (sqm)
Area of rectangle	S01	2550	2450	4	24.990
Area of rectangle	S02	850	2025	3	5.164
Area of rectangle	S03	600	1050	2	1.260
Area of rectangle	S04	2050	2600	1	5.330
Area of rectangle	S05	700	1125	1	0.788
Area of rectangle	S06	610	700	1	0.427
Area of rectangle	S07	825	600	2	0.990
Area of rectangle	S08	700	1975	2	2.765
Area of rectangle	S09	as/plan		4	0.308
Area of rectangle	S10	450	1400	1	0.630
Area of rectangle	S11	750	1550	1	1.163
Area of rectangle	S12	400	400	4	0.320
Area of rectangle	S13	12025	400	1	4.810
Area of rectangle	S14	850	550	1	0.468
Area of rectangle	S15	3385	3975	1	13.455
Area of rectangle	S16	1710	10275	1	17.570
Area of rectangle	S17	2225	400	2	1.780
Area of rectangle	S18	3110	7300	1	22.703
Area of rectangle	S19	3275	6500	1	21.288
Area of rectangle	S20	5350	400	2	4.280
Area of rectangle	S21	8850	400	1	3.540
Area of rectangle	S22	950	550	1	0.523
Area of rectangle	S23	3170	4375	1	13.869
Area of rectangle	S24	1500	5900	1	8.850
Area of rectangle	S25	3770	4375	1	16.494
Area of rectangle	S26	8250	400	1	3.300
Area of rectangle	S27	850	825	1	0.701
Area of rectangle	S28	2275	3975	1	9.043
Area of rectangle	S29	10525	400	1	4.210
Area of rectangle	S30	750	550	2	0.825
Area of rectangle	S32	500	1050	1	0.525
Area of rectangle	S33	700	325	1	0.228
Area of rectangle	S34	700	1550	1	1.085
Total of all Deductions 'B'					193.679
TOTAL AREA (X) = A-B					820.339
REFUGE FLOOR NON FAR AREA					
Additions					
Description		Length (mm)	Breadth (mm)	No. of figures	Total Area (sqm)
Area of rectangle	N01	6400	3000	1	19.200
Area of rectangle	N02	6400	3000	1	19.200
Area of rectangle	N03	825	1800	1	1.485
Area of rectangle	N05	450	1600	1	0.720
Area of rectangle	N06	1250	100	1	0.125
Area of rectangle	N07	2150	1800	1	3.870
Area of rectangle	N08	100	1550	1	0.155
Area of rectangle	N10	100	1250	1	0.125
Area of rectangle	N11	100	600	1	0.060
Area of rectangle	N12	100	2000	2	0.400
Area of rectangle	N13	1800	1800	2	6.480
Area of rectangle	N14	275	1400	2	0.770
Area of rectangle	N15	1800	3250	2	11.700
Area of rectangle	N16	4275	1800	3	23.085
Area of rectangle	N17	1800	2450	8	35.280
Area of rectangle	N18	1400	1800	2	5.040
Area of rectangle	N19	1400	400	4	2.240
Area of rectangle	N20	400	400	4	0.320
Area of rectangle	N21	2450	1800	1	4.410
Area of rectangle	N22	3385	1600	1	5.416
Area of rectangle	N23	2960	200	1	0.592
Area of rectangle	N24	2275	1600	1	3.640
Area of rectangle	N25	950	1800	2	3.420
Area of rectangle	N26	2450	1800	2	8.820
Area of rectangle	N27	2270	1600	1	3.632
Area of rectangle	N28	1920	200	1	0.384
Area of rectangle	N29	2450	1800	1	4.410
Area of rectangle	N30	3170	1600	1	5.072
Area of rectangle	N31	2960	200	1	0.592
Area of rectangle	N32	1925	200	1	0.385
Area of rectangle	N33	1800	1800	2	6.480
Area of rectangle	N34	425	1400	2	1.190
Area of rectangle	N35	1800	3250	2	11.700
Area of rectangle	N36	1000	1800	1	1.800
Area of rectangle	N37	75	1800	1	0.135
Area of rectangle	N38	825	150	1	0.124
Total of all Additions 'C'					192.457
Refuge Area					
Area of rectangle	N39	2375	150	1	0.356
Area of rectangle	N40	3200	3050	1	9.760
Area of rectangle	N41	3450	4325	1	14.921
Area of rectangle	N42	2525	350	1	0.884
Area of rectangle	N43	3350	375	1	1.256
Area of rectangle	N44	2875	675	1	1.806
Area of rectangle	N45	1725	925	1	1.596
Area of rectangle	N46	1550	100	1	0.155
Total Refuge Area = R					30.734
Refuge Area Required					30.730
Refuge Area Provided					30.734
NET NON FAR AREA= (C+R)					223.191
NET FAR AREA= Total Area (A) - B-(C+R)					597.149
NET BUA = (NON FAR+ FAR)					820.339

PLUMBING LEGEND-:

1	100Ø SOIL PIPE
2	100Ø WASTE PIPE
3	100Ø ANTISYPHONAGE PIPE
4	DWS DN TAKE PIPE,BELOW THE 20TH FLOORS
4a	DWS FROM BOOSTER PUMP FOR TOP TWO FLOOR'S
4b	DWS DN TAKE PIPE,ABOVE THE 20TH FLOORS
5	FWS DN TAKE PIPE,BELOW THE 20TH FLOORS
5a	FWS DN TAKE PIPE,ABOVE THE 20TH FLOORS
6	110 OD uPVC TERRACE RAIN WATER PIPE
7	110 OD uPVC BALCONY DRAIN PIPE
8	DOMESTIC WATER SUPPLY RISER
9	FLUSHING WATER SUPPLY RISER

TOWER A & F	
REFUGE AREA CALCULATION AS/ NBC 2016 ANNEX 5.1.4	
COVERED AREA FOR 2 CONSECUTIVE FLOORS	1386.3 SQM
OCCUPANT LOAD @ 12.5 SQM/ PERSON	111
0.3 SqM Refuge Area To be Provided per occupant load & 0.9 sqm additional for accomodating wheelchair requirement.	
REFUGE AREA REQUIRED	34.170 SQM
REFUGE AREA PROVIDED	34.174 SQM

TOWER B-C-D-E	
REFUGE AREA CALCULATION AS/ NBC 2016 ANNEX 5.1.4	
COVERED AREA FOR 2 CONSECUTIVE FLOORS	1242.77 SQM
OCCUPANT LOAD @ 12.5 SQM/ PERSON	100
0.3 SqM Refuge Area To be Provided per occupant load & 0.9 sqm additional for accomodating wheelchair requirement.	
REFUGE AREA REQUIRED	30.73 SQM
REFUGE AREA PROVIDED	30.734 SQM

Residential Tower Schedule					
DOORS & WINDOW SCHEDULE					
ROUGH OPENINGS (MASONRY)					
DOORS					
Tags	Width	Height	Lintel	Sill	Remarks
D1	1200	2400	2400	0	
D2	1050	2400	2400	0	
D3	950	2400	2400	0	
D4	850	2400	2400	0	
D5	750	2400	2400	0	
FIRE DOORS					
FD1	1250	2400	2400	0	2HRFIRERATED
FD2	1250	2400	2400	0	2HRFIRERATED
FD3	950	2400	2400	0	2HRFIRERATED
FD3A	950	2400	2400	0	1HRFIRERATED
FD4	1200	2400	2400	0	2HRFIRERATED
FD4A	1200	2400	2400	0	1HRFIRERATED
FD5	1050	2400	2400	0	2HRFIRERATED
FD5A	1050	2400	2400	0	1HRFIRERATED
SHAFT ACCESS DOORS					
AD1	1250	2300	2400	100	1HRFIRERATED
AD2	2000	2300	2400	100	1HRFIRERATED
AD3	600	2300	2400	100	1HRFIRERATED
AD4	950	2300	2400	100	
AD5	2000	2300	2400	100	
AD6	600	2300	2400	100	
WINDOW					
W1	600	1200	2400	1200	
SLIDING DOOR					
SD1	4500	2400	2400	0	
SD2	2700	2400	2400	0	
SD3	1800	2400	2400	0	
SD4	1650	2400	2400	0	
GLAZING					
GL1	AS/ PLAN				
GL2	AS/ PLAN				
GL3	AS/ PLAN				
GL4	AS/ PLAN				

DRAWING NO. S-16

KEY PLAN

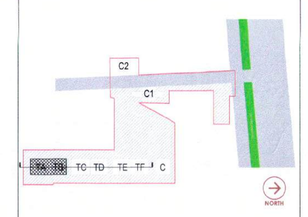

NOTES:

1. All fixture provided in toilets are as per N.B.C.
2. Basement will be mechanically ventilated.
3. All spaces (parking basement, services basement etc.) Will be artificially lit.
4. Standby generating capacity will be provided for the electrical requirement of the total scheme. This therefore includes standby generation for all common services, fire services, lifts etc. And also the entire electrical load for the ventilation.
5. Fire safety measures as per NBC includes smoke detector, heat detector, sprinkler spacing in compliance with code.
6. All external walls are 100mm and all internal walls are 100mm thick. (Valid for all drawings)
7. Toilets will be mechanically ventilated.

DEVELOPER
RIVERDAY INFRASTRUCTURE PRIVATE LIMITED

ARCHITECT
morphogenesis.
41, Inustrial Estate, Okhla Phase – III
New Delhi – 110020
Tel: 91 11 41828070
Email: studio@morphogenesis.org

PROJECT TITLE
PROPOSED BUILDING PLAN FOR MIXED LAND USE COLONY (98% RESIDENTIAL COMPONENT AND 2% COMMERCIAL COMPONENT) UNDER TOD POLICY OVER AN AREA MEASURING 11.66875 ACRES. (LICENSE NO 90 OF 2024 DATED 18.07.2024) IN THE REVENUE ESTATE OF VILLAGE FAZILPUR JHARSA & BADSHAHPUR, SECTOR-69 GURUGRAM, BEING DEVELOPED BY RIVERDAY INFRASTRUCTURE PRIVATE LIMITED

STATUS: SUBMISSION DRAWING

SHEET TITLE
TOWER A & B
REFUGE FLOOR PLAN
AND AREA DIAGRAM

OWNER'S SIGN
For M/s Riverday Infrastructure Private Limited
(Authorized Signatory)

ARCHITECT'S SIGN
KIRAN YADAV
CA/2010/49182

SCALE: 1:300
DATE: 05.09.2024
DRAWING NAME S-TPLAN-04