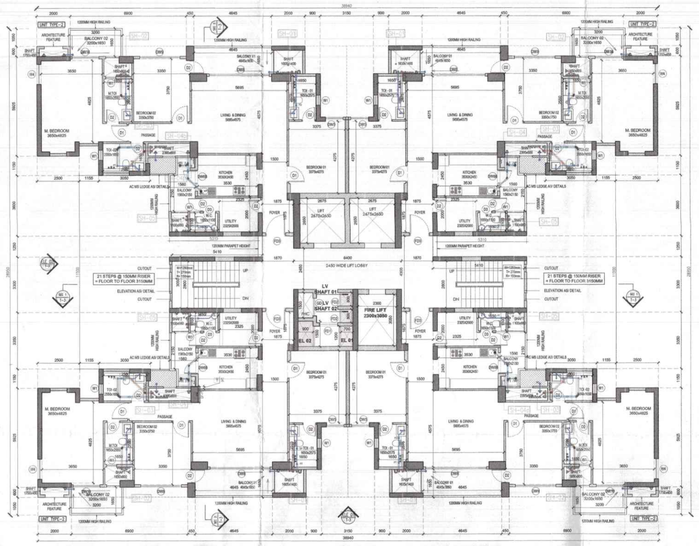

1 TOWER 3 - TYPICAL FLOOR PLAN (2ND TO 18TH FLOOR, 20TH TO 28TH FLOOR, 30TH TO 32ND FLOOR)
1:100

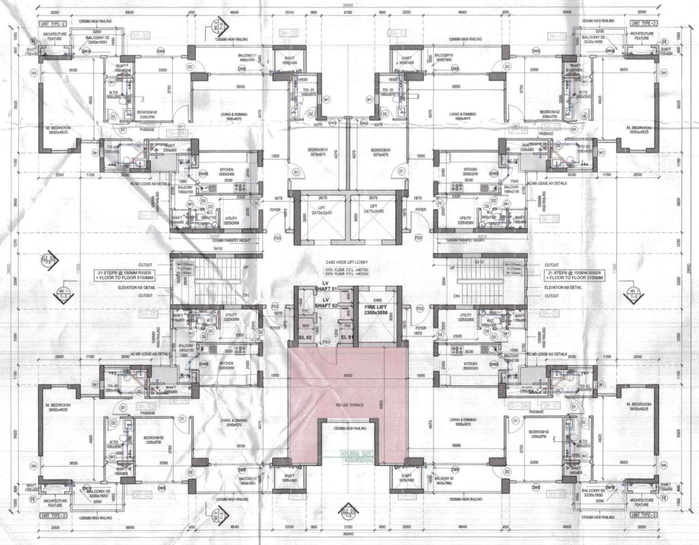

3 TOWER 3 - REFUGE FLOOR PLAN (19TH FLOOR & 29TH FLOOR)
1:100

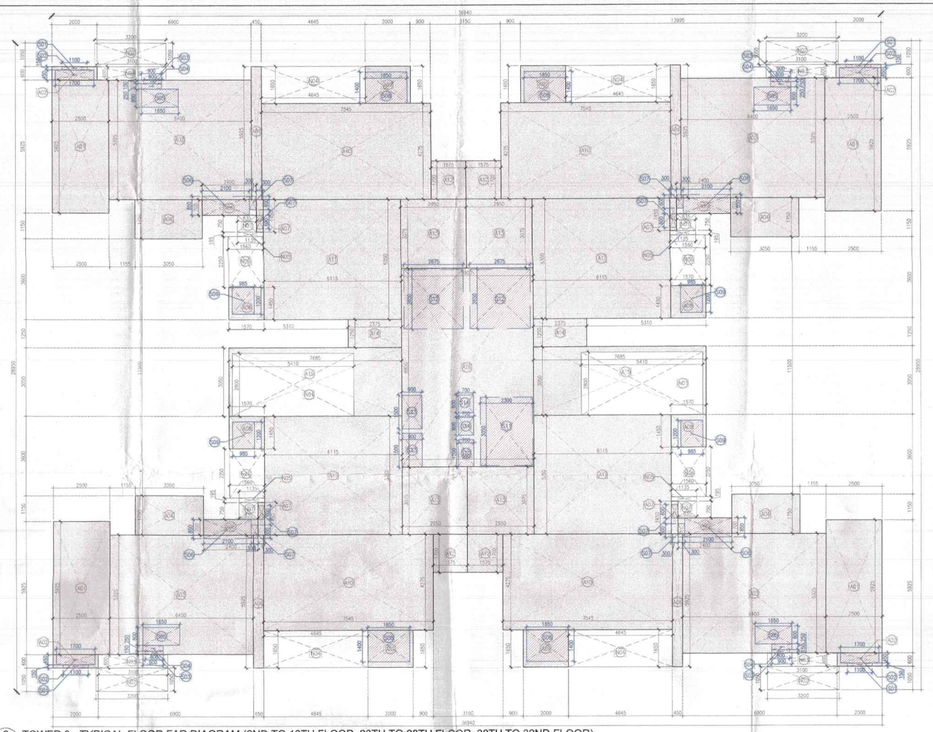

2 TOWER 3 - TYPICAL FLOOR FAR DIAGRAM (2ND TO 18TH FLOOR, 20TH TO 28TH FLOOR, 30TH TO 32ND FLOOR)
1:75

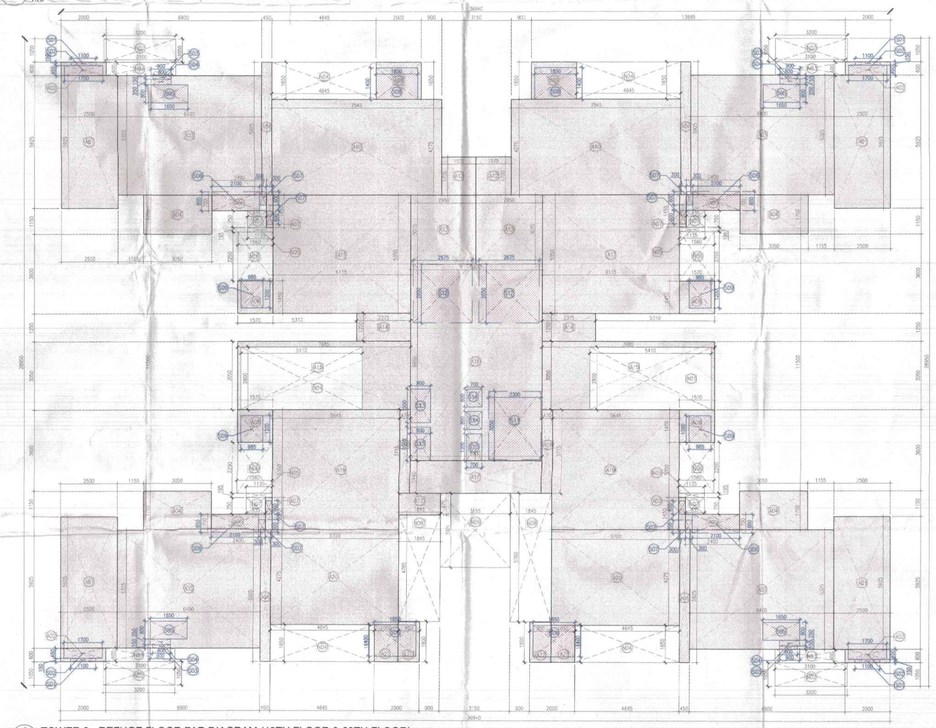

4 TOWER 3 - REFUGE FLOOR FAR DIAGRAM (19TH FLOOR & 29TH FLOOR)
1:75

TOWER 3
REFUGE AREA CALCULATION AS/ NBC 2016 ANNEX 5.1.4
AREA OF REFUGE FLOOR 554.63
AREA OF FLOOR BELOW REFUGE 584.86
COVERED AREA FOR 2 CONSECUTIVE FLOORS 1139.49 SQM
OCCUPANT LOAD @ 12.5 SQM/ PERSON 91
0.3 Sqm Refuge Area To be Provided per occupant load & 0.9 sqm additional for accomodating wheelchair requirement.
REFUGE AREA REQUIRED 28.24 SQM
REFUGE AREA PROVIDED 29.97 SQM

REFUGE AREA CALCULATION
NOR**1= 8.829 SQM
NOR**1 = 10.627SQM
NOR**1 = 10.523SQM
REFUGE AREA PROVIDED = 29.97 SQM

LEGEND:
ADDITIONS — FAR
DEDUCTIONS — NON FAR

PLUMBING LEGEND:-

1	110 OD SOIL PIPE	
2	110 OD WASTE PIPE	
3	75 OD ANTI VENT PIPE	
4	DOMESTIC WATER SUPPLY PIPE	
5	FLUSHING WATER SUPPLY PIPE	
6	DOMESTIC WATER RISER PIPE TO CHT	
7	FLUSHING WATER RISER PIPE TO CHT	
8	110 OD RAIN WATER PIPE	
FT	FLOOR TRAP CUTOUT	
FD	FLOOR DRAIN	
BD	BALCONY DRAIN	
MFT	MULTY FLOOR TRAP	
FCO	FLOOR-CLEAN-OUT-PLUG	

PIPE CONNECTION DIA :-

WC TO T1 STACK	110 OD uPVC SOIL PIPE
URINAL BASIN TO UT	50 OD uPVC SOIL PIPE
T1 TO STACK	110 OD uPVC SOIL PIPE
BASIN TRAPS TO T1	40 OD uPVC WASTE PIPE
T1 TO STACK	110 OD uPVC WASTE PIPE
FD TO RT	63 OD uPVC WASTE PIPE
SINK TO FT	50 OD uPVC WASTE PIPE

PIPE SLOPE TABLE :-:

160 OD SOIL & WASTE PIPE	SLOPE - 1:100
110 OD SOIL & WASTE PIPE	SLOPE - 1:70

This is a " PROVISIONAL BUILDING PLAN " approved only for the purpose of inviting objections from the general public.

TOWER - 3
TYPICAL FLOOR FAR AREA
Additions

Description	Length (mm)	Breadth (mm)	Area (sqm)	No. of figures	Total Area (sqm)
Area of rectangle A01	2500	5925	14.813	4	59.250
Area of rectangle A02	2000	600	1.200	4	4.800
Area of rectangle A03	6400	5325	34.080	4	136.320
Area of rectangle A04	3050	1750	5.338	4	21.350
Area of rectangle A05	2400	700	1.680	4	6.720
Area of rectangle A06	450	5925	2.666	4	10.660
Area of rectangle A07	300	1450	0.435	4	1.740
Area of rectangle A08	1570	1450	2.277	4	9.108
Area of rectangle A09	2000	1650	3.300	4	13.200
Area of rectangle A10	7545	4275	32.255	2	129.020
Area of rectangle A11	6115	5350	32.710	2	130.863
Area of rectangle A12	1575	1700	2.678	4	10.710
Area of rectangle A13	2950	3025	9.073	4	36.293
Area of rectangle A14	2375	1250	2.969	2	5.938
Area of rectangle A15	7685	3050	23.439	2	46.878
Area of rectangle A16	5900	8850	52.215	1	52.215
Total of all Additions 'A'					**675.058**

Deductions

Description	Length (mm)	Breadth (mm)	Area (sqm)	No. of figures	Total Area (sqm)
Area of rectangle S01	1300	150	0.165	4	0.660
Area of rectangle S02	1700	450	0.765	4	3.060
Area of rectangle S03	800	150	0.120	4	0.480
Area of rectangle S04	900	250	0.225	4	0.900
Area of rectangle S05	1050	800	1.320	4	5.280
Area of rectangle S06	2100	850	1.785	4	7.140
Area of rectangle S07	300	600	0.180	8	1.440
Area of rectangle S08	1850	1400	2.590	4	10.360
Area of rectangle S09	985	1200	1.182	4	4.728
Area of rectangle S10	700	1200	0.840	1	0.840
Area of rectangle S11	2300	3050	7.015	1	7.015
Area of rectangle S12	2675	2650	7.089	2	14.178
Area of rectangle S13	900	1500	1.350	2	2.700
Area of rectangle S14	700	800	0.560	2	1.120
Area of rectangle M01	5410	2800	15.148	2	30.296
Total of all Deductions 'B'					**90.197**

NET FAR AREA= A-B	584.861

TOWER - 3
TYPICAL FLOOR NON FAR AREA
Additions

Description	Length (mm)	Breadth (mm)	Area (sqm)	No. of figures	Total Area (sqm)
Area of rectangle M02	5410	2800	15.148	2	30.296
Area of rectangle M03	3200	1050	3.360	4	13.440
Area of rectangle M04	3300	900	1.980	4	7.440
Area of rectangle M05	4645	1650	7.664	4	30.657
Area of rectangle M06	1135	195	0.221	4	0.885
Area of rectangle M07	1560	2250	3.510	4	14.040
Area of rectangle M08	895	750	0.626	4	2.505
Total of all Additions 'A'					**99.263**

Deductions

Description	Length (mm)	Breadth (mm)	Area (sqm)	No. of figures	Total Area (sqm)
Total of all Deductions 'B'					**0.000**

NET NON FAR AREA= A-B	99.263

TOWER - 3
REFUGE FLOOR FAR AREA
Additions

Description	Length (mm)	Breadth (mm)	Area (sqm)	No. of figures	Total Area (sqm)
Area of rectangle A01	2500	5925	14.813	4	59.250
Area of rectangle A02	2000	600	1.200	4	4.800
Area of rectangle A03	6400	5325	34.080	4	136.320
Area of rectangle A04	3050	1750	5.338	4	21.350
Area of rectangle A05	2400	700	1.680	4	6.720
Area of rectangle A06	450	5925	2.666	4	10.660
Area of rectangle A07	300	1450	0.435	4	1.740
Area of rectangle A08	1570	1450	2.277	4	9.108
Area of rectangle A09	2000	1650	3.300	2	6.600
Area of rectangle A10	7545	4275	32.255	2	64.510
Area of rectangle A11	6115	5350	32.710	2	65.431
Area of rectangle A12	1575	1700	2.678	2	5.355
Area of rectangle A13	2950	3075	9.071	2	18.143
Area of rectangle A14	2375	1250	2.969	2	5.938
Area of rectangle A15	7685	3050	23.439	2	46.878
Area of rectangle A16	5900	8850	52.215	1	52.215
Area of rectangle A17	5900	1440	8.496	1	8.496
Area of rectangle A17	1845	975	1.799	1	1.799
Area of rectangle A18	470	3715	1.746	2	3.492
Area of rectangle A19	5645	5350	30.203	2	60.405
Area of rectangle A20	5700	4275	24.368	2	48.735
Area of rectangle A21	1050	1650	1.733	2	3.465
Area of rectangle A22	950	1800	1.710	2	3.420
Total of all Additions 'A'					**644.828**

Deductions

Description	Length (mm)	Breadth (mm)	Area (sqm)	No. of figures	Total Area (sqm)
Area of rectangle S01	1300	150	0.165	4	0.660
Area of rectangle S02	1700	450	0.765	4	3.060
Area of rectangle S03	800	150	0.120	4	0.480
Area of rectangle S04	900	250	0.225	4	0.900
Area of rectangle S05	1050	800	1.320	4	5.280
Area of rectangle S06	2100	850	1.785	4	7.140
Area of rectangle S07	300	600	0.180	8	1.440
Area of rectangle S08	1850	1400	2.590	4	10.360
Area of rectangle S09	985	1200	1.182	4	4.728
Area of rectangle S10	700	1200	0.840	1	0.840
Area of rectangle S11	2300	3050	7.015	1	7.015
Area of rectangle S12	2675	2650	7.089	2	14.178
Area of rectangle S13	900	1500	1.350	2	2.700
Area of rectangle S14	700	800	0.560	2	1.120
Area of rectangle M01	5410	2800	15.148	2	30.296
Total of all Deductions 'B'					**90.197**

NET FAR AREA= A-B	554.632

TOWER - 3
REFUGE FLOOR NON FAR AREA
Additions

Description	Length (mm)	Breadth (mm)	Area (sqm)	No. of figures	Total Area (sqm)
Area of rectangle M02	5410	2800	15.148	2	30.296
Area of rectangle M03	3200	1050	3.360	4	13.440
Area of rectangle M04	3300	900	1.980	4	7.440
Area of rectangle M05	4645	1650	7.664	4	30.657
Area of rectangle M06	1135	195	0.221	4	0.885
Area of rectangle M07	1560	2250	3.510	4	14.040
Area of rectangle M08	895	750	0.626	4	2.505
Area of rectangle M09	1845	5760	10.627	1	10.627
Area of rectangle M09	1845	4785	8.828	1	8.828
Area of rectangle M09	5155	3195	10.522	1	10.522
Total of all Additions 'A'					**129.241**

Deductions

Description	Length (mm)	Breadth (mm)	Area (sqm)	No. of figures	Total Area (sqm)
Total of all Deductions 'B'					**0.000**

NET NON FAR AREA= A-B	129.241

Door Window Schedule

Typical Floors - Rough Masonry Opening				
	Width	Lintel	Height	Sill
DOOR				
WC			0	0
GD	1200	2200	2100	100
D1	1000	2450	2450	0
D2	800	2450	2450	0
D3	750	2450	2450	0
D4	1200	2450	2450	0
D5	900	0	0	0
FIRE DOOR				
FD1	1000	2200	2100	100
FD2	800	2200	2100	100
FD3	1200	2450	2450	0
FD4	1500	2450	2450	0
DOOR/WIN				
DW1	1400	2450	2450	0
DW2	2400	2450	2150	300
DW3	2400	2450	2450	0
DW4	1800	2450	2450	0
DW5	1050	2450	2150	300
DW6A	1100	2450	1400	1050
DW6B	1150	2450	1400	1050
DW7	4800	2450	2450	0
DW8	3600	2450	2450	0
DW9	2400	2450	2150	300
DW10	1600	2450	2450	0
WINDOW				
W1	600	2450	1550	900
W2	450	2450	1550	900
W3	925	2450	2150	300
W4	1200	2450	2150	300

Checked and found ok for Public Health (Internal) Services only subject to comments in forwarding letter. No. F57/Sr. Div. E/2/23-23

Executive Engineer (HQ) for Chief Engineer (HQ) PHED Haryana

(DOEW-8)

SUBMISSION DRAWINGS
FOR APPROVAL AND STAMPING

S.T.P.(HQ) Member Secretary B.P.A.C. — S.T.P. (G) Member B.P.A.C. — C.T.P.(HQ) Chairman B.P.A.C. — DD (T) MEMBER BPAC — ATP (HQ) — ATP(HQ) — (Dinesh Kumar) PA(HQ) — F.O. — P.R. — A.C.P.

TO BE READ WITH THIS OFFICE MEMO NO.:
DATED :

NOTES:

ARCHITECT
MORPHOGENESIS
41, Industrial Estate, Okhla Phase - III,
New Delhi 110020
TEL: 91 11 41828070
E Mail: studio@morphogenesis.org

CONSULTING STRUCTURAL ENGINEER
DUCON
CONSULTANTS PRIVATE LIMITED
DUCON HOUSE, 2/1 SHANTI KUNJ, CORPORATE ROAD,NR.JAGA GARDEN, PRHLADNAGAR AHMEDABAD - 380015.
TEL:+91-79-26737788,26737789,26737790
FX:+91-4007101,26730038,26730039

CONSULTING MEP
AEON Integrated Building Design Consultant LLP
A-122, 6th Floor, Sector 136, Noida, U.P-201 305,
www.aeonconsultants.in

CONSULTING LANDSCAPE ARCHITECT
ORACLE
G-98, Kalkaji,
New Delhi -110019
Ph.: +91-11-26481630

KEY PLAN

PROJECT
Revised Building Plan of Group Housing Colony measuring 14.025 Acres (Licence No.265, of 2007 dated 02-12-2007) in sector 82, Gurgaon Manesar Urban Complex, being developed by Juhi Promoters Pvt Ltd & others in collaboration with Emaar MGF Land. Ltd.

DEVELOPER
Emaar India Ltd.
EMAAR
EMAAR Business Park, MG Road
Sikanderpur, Sector-28, Gurgaon
Haryana -122002

DEVELOPER'S SIGNATURE :

AUTHORIZED SIGNATORY

ARCHITECT'S SIGNATURE :

ARNAB DUTTA
CA / 2007 / 40529

DRAWING NAME
TOWER - 3
TYPICAL & REFUGE FLOOR PLAN

DRAWING NO.
S - 18

NORTH

SCALE

DATE AUG 2023