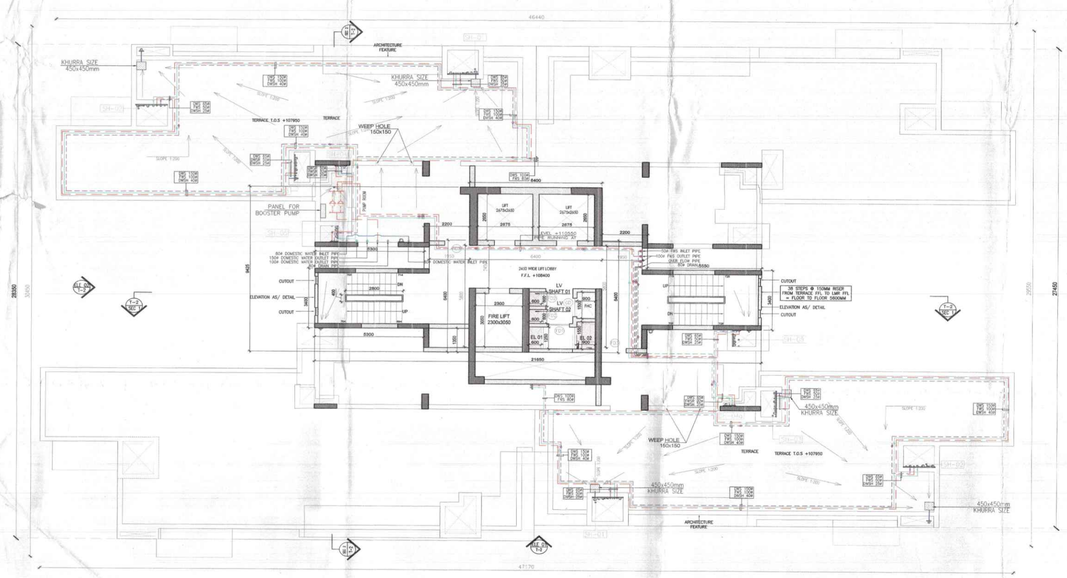

1 TOWER 2 - TERRACE PLAN
1:100

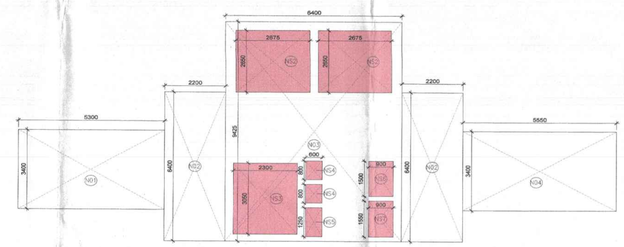

2 TOWER 2 - TERRACE FAR DIAGRAM
1:75

This is a " PROVISIONAL BUILDING PLAN " approved only for the purpose of inviting objections from the general public

TOWER - 2					
TERRACE NON FAR AREA					
Additions					
Description	Length (mm)	Breadth (mm)	Area (sqm)	No. of figures	Total Area (sqm)
Area of rectangle N01	5300	3400	18.020	1	18.020
Area of rectangle N02	2200	6400	14.080	2	28.160
Area of rectangle N03	6400	9425	60.320	1	60.320
Area of rectangle N04	5550	3400	18.870	1	18.870
Total of all Additions 'A'					125.370
Deductions					
Description	Length (mm)	Breadth (mm)	Area (sqm)	No. of figures	Total Area (sqm)
Area of rectangle N52	2675	2650	7.089	2	14.178
Area of rectangle N53	2300	3050	7.015	1	7.015
Area of rectangle N54	600	800	0.480	2	0.960
Area of rectangle N55	600	1250	0.750	1	0.750
Area of rectangle N56	900	1500	1.350	1	1.350
Area of rectangle N57	900	1550	1.395	1	1.395
Total of all Deductions 'B'					25.648
NET NON FAR AREA= A-B					99.723

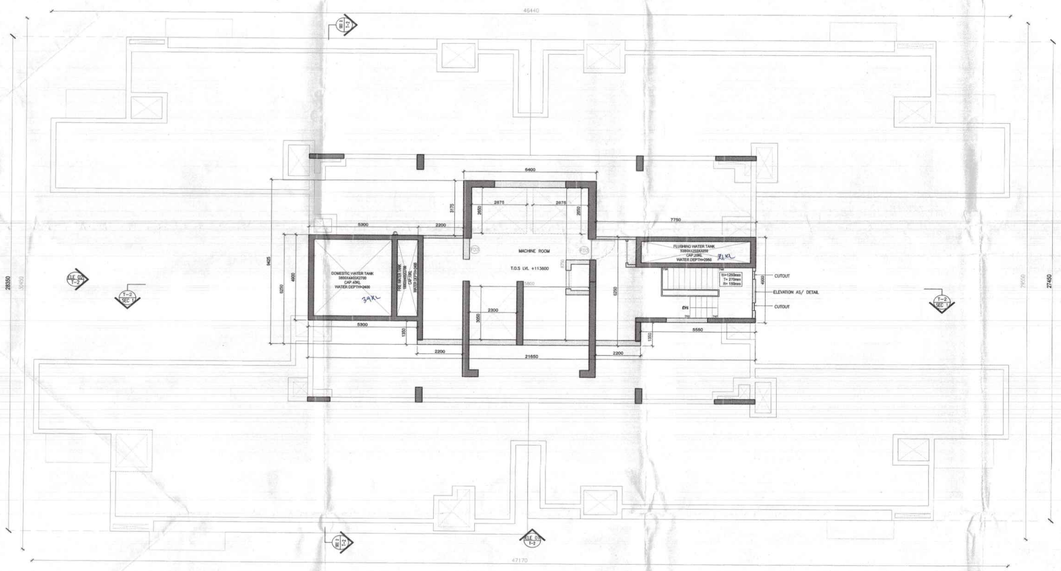

3 TOWER 2 - OHT LVL PLAN
1:100

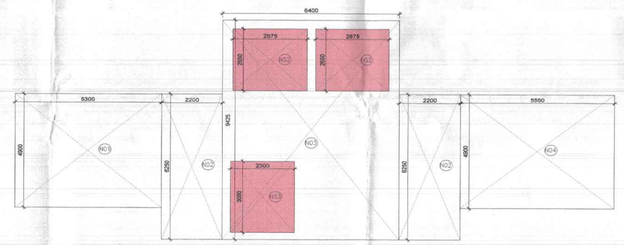

4 TOWER 2 - OHT LVL FAR DIAGRAM
1:75

TOWER - 2					
OHT-LMR NON FAR AREA					
Additions					
Description	Length (mm)	Breadth (mm)	Area (sqm)	No. of figures	Total Area (sqm)
Area of rectangle N01	5300	4900	25.970	1	25.970
Area of rectangle N02	2200	6250	13.750	2	27.500
Area of rectangle N03	6400	9425	60.320	1	60.320
Area of rectangle N04	5550	4900	27.195	1	27.195
Total of all Additions 'A'					140.985
Deductions					
Description	Length (mm)	Breadth (mm)	Area (sqm)	No. of figures	Total Area (sqm)
Area of rectangle N52	2675	2650	7.089	2	14.178
Area of rectangle N53	2300	3050	7.015	1	7.015
Total of all Deductions 'B'					21.193
NET NON FAR AREA= A-B					119.793

Door Window Schedule				
Typical Floors - Rough Masonry Opening				
	Width	Lintel	Height	Sill
DOOR				
GF			0	0
GD	1200	2200	2100	100
D1	1000	2450	2450	0
D2	800	2450	2450	0
D3	750	2450	2450	0
D4	1200	2450	2450	0
D5	900	0	0	0
FIRE DOOR				
FD1	1000	2200	2100	100
FD2	800	2200	2100	100
FD3	1200	2450	2450	0
FD4	1500	2450	2450	0
DOOR/WIN				
DW1	5400	2450	2450	0
DW2	2400	2450	2150	300
DW3	2400	2450	2450	0
DW4	1800	2450	2450	0
DW5	1050	2450	2150	300
DW6A	1100	2450	1400	1050
DW6B	1250	2450	1400	1050
DW7	4800	2450	2450	0
DW8	3600	2450	2450	0
DW9	2400	2450	2150	300
DW10	1600	2450	2450	0
WINDOW				
W1	600	2450	1550	900
W2	450	2450	1550	900
W3	925	2450	2150	300
W4	1200	2450	2150	300

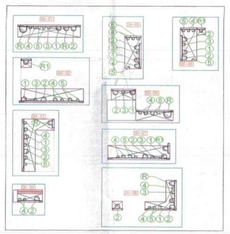

LEGEND		
ADDITIONS	A	FAR
DEDUCTIONS	B	DEDUCTIONS
NON FAR	X	

PLUMBING LEGEND:-		
1	110 OD SOIL PIPE	
2	110 OD WASTE PIPE	
3	75 OD ANTI VENT PIPE	
4	DOMESTIC WATER SUPPLY PIPE	
5	FLUSHING WATER SUPPLY PIPE	
6	DOMESTIC WATER RISER PIPE TO OHT	
7	FLUSHING WATER RISER PIPE TO OHT	
R	110 OD RAIN WATER PIPE	
FT	FLOOR TRAP CUTOUT	
FD	FLOOR DRAIN	
BD	BALCONY DRAIN	
MFT	MULTY FLOOR TRAP	
FCO	FLOOR CLEAN OUT PLUG	

PIPE CONNECTION DIA :-	
WC TO TO STACK	110 OD uPVC SOIL PIPE
URINAL BASIN TO UT	50 OD uPVC SOIL PIPE
UT TO STACK	110 OD uPVC SOIL PIPE
WASH BASIN TO FT	40 OD uPVC WASTE PIPE
FT TO STACK	110 OD uPVC WASTE PIPE
FD TO FT	63 OD uPVC WASTE PIPE
SINK TO FT	50 OD uPVC WASTE PIPE

PIPE SLOPE TABLE :-	
160 OD SOIL & WASTE PIPE	SLOPE- 1:100
110 OD SOIL & WASTE PIPE	SLOPE- 1:70

Checked and found ok for Public Health (Internal) Service only subject to comments in its forwarding letter No. 79/PHS/ Dtd 24/1/23

Superintending Engineer (HQ) For Chief Engineer (Horizontal) Haryana

SUBMISSION DRAWINGS
FOR APPROVAL AND STAMPING

STP (HQ) Member Secretary B.P.A.C. | STP (S) Member B.P.A.C. | CTP (HQ) Chairman B.P.A.C.

DTP (HQ) | DTP MEMBER BPAC | ATP(HQ)

(Dinesh Kumar) PA(HQ)

JD. | P.A. | E.P.C.

NOTES:

TO BE READ WITH THIS OFFICE MEMO NO.: DATED :

ARCHITECT
MORPHOGENESIS
41, Industrial Estate, Okhla Phase - III,
New Delhi 110020
TEL: 91 11 41828070
E Mail: studio@morphogenesis.org

CONSULTING STRUCTURAL ENGINEER
DUCON
CONSULTANTS PRIVATE LIMITED
A3-4&5/6 FLOOR, 'SATAL FRONTIERE,
OPP.SHAPATH-V, SARKHEJ-GANDHINAGAR HIGHWAY, PRAHLADNAGAR, AHMEDABAD - 380051.
E-mail:ducon1@ducononsultants.in
PH.79-40070100,26700400,26700646

CONSULTING MEP
AEON Integrated Building Design Consultant LLP
A-122, 8th Floor, Sector 135, Noida, U.P-201 306,
www.aeonconsultants.in

CONSULTING LANDSCAPE ARCHITECT
ORACLE
G-98, Kalkaji,
New Delhi -110019
Ph.: +91-11-26481630

KEY PLAN

PROJECT

Revised Building Plan of Group Housing Colony measuring 14.025 Acres (Licence No.265, of 2007 dated 02-12-2007) in sector 62, Gurgaon Manesar Urban Complex, being developed by Juhi Promoters Pvt Ltd & others in collaboration with Emaar Mgf Land. Ltd.

DEVELOPER

Emaar India Ltd.

EMAAR Business Park, MG Road
Sikanderpur, Sector-28, Gurgaon
Haryana -122002

EMAAR

DEVELOPER'S SIGNATURE :

EMAAR INDIA LIMITED

AUTHORIZED SIGNATORY

ARCHITECT'S SIGNATURE :

ARNAB DUTTA
CA / 2007 / 40529

DRAWING NAME

TOWER 2
TERRACE AND OHT LEVEL PLAN

DRAWING NO.
S - 15

NORTH

SCALE

DATE AUG 2023