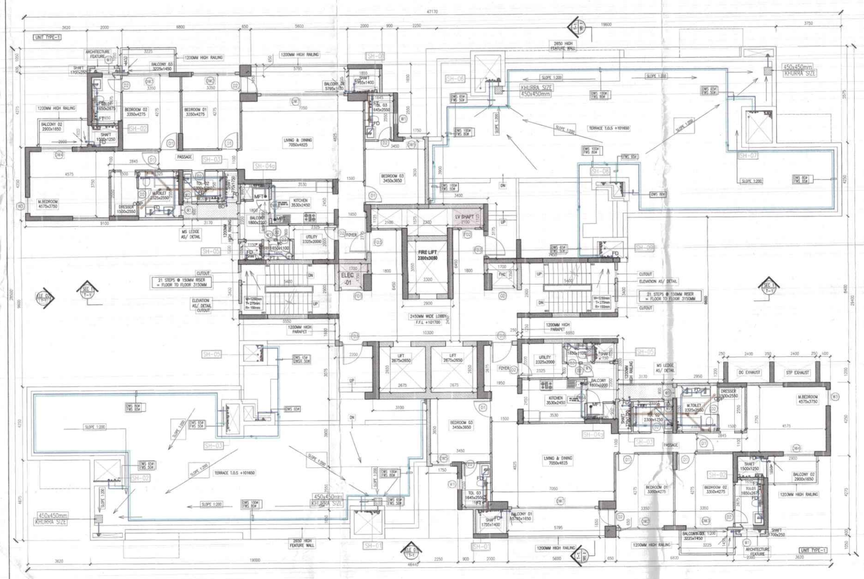

1 TOWER 1 - 32ND FLOOR PLAN
1:100

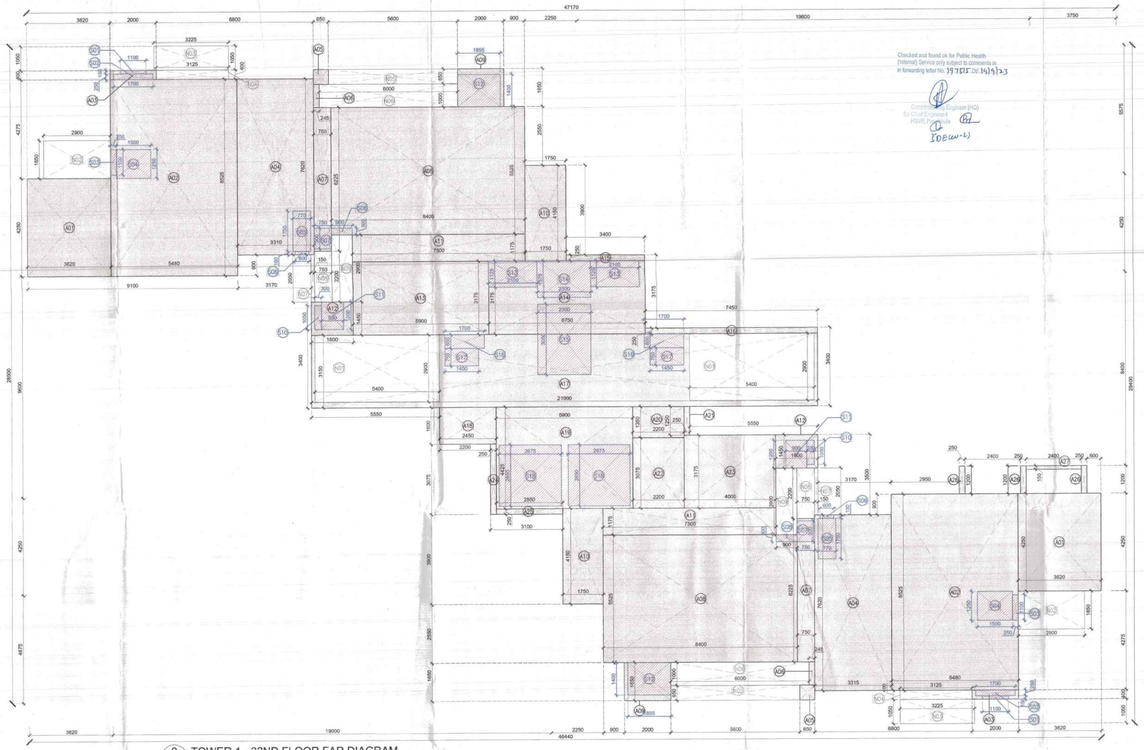

2 TOWER 1 - 32ND FLOOR FAR DIAGRAM
1:75

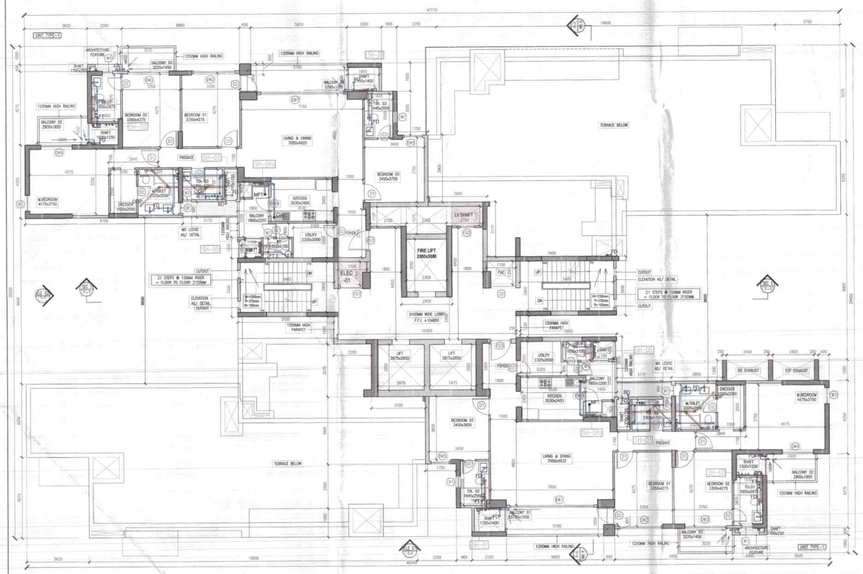

3 TOWER 1 - 33RD FLOOR PLAN
1:100

4 TOWER 1 - 33RD FLOOR FAR DIAGRAM
1:75

PLUMBING LEGEND :-	
1	110 OD SOIL PIPE
2	110 OD WASTE PIPE
3	75 OD ANTI VENT PIPE
4	DOMESTIC WATER SUPPLY PIPE
5	FLUSHING WATER SUPPLY PIPE
6	DOMESTIC WATER RISER PIPE TO CHT
7	FLUSHING WATER RISER PIPE TO CHT
8	110 OD RAIN WATER PIPE
FT	FLOOR TRAP CUTOUT
FD	FLOOR DRAIN
BD	BALCONY DRAIN
MFT	MULTY FLOOR TRAP
FCO	FLOOR CLEAN OUT PLUG

PIPE CONNECTION DIA :-	
WC TO STACK	110 OD UPVC SOIL PIPE
URINAL BASIN TO UT	50 OD UPVC SOIL PIPE
UT TO STACK	110 OD UPVC SOIL PIPE
WASH BASIN TO FT	40 OD UPVC WASTE PIPE
FT TO STACK	110 OD UPVC WASTE PIPE
FD TO FT	63 OD UPVC WASTE PIPE
SINK TO FT	50 OD UPVC WASTE PIPE

PIPE SLOPE TABLE :-	
160 OD SOIL & WASTE PIPE	SLOPE - 1:100
110 OD SOIL & WASTE PIPE	SLOPE - 1:70

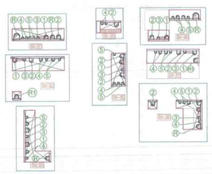

Door Window Schedule

Typical Floors - Rough Masonry Opening				
	Width	Lintel	Height	Sill
DOOR				
			0	0
D0	1200	2200	2100	100
D1	1000	2450	2450	0
D2	800	2450	2450	0
D3	750	2450	2450	0
D4	1200	2450	2450	0
D5	900	0	0	0
FIRE DOOR				
FD1	1000	2200	2100	100
FD2	800	2200	2100	100
FD3	1200	2450	2450	0
FD4	1500	2450	2450	0
DOOR/WIN				
DW1	5400	2450	2450	0
DW2	2400	2450	2150	300
DW3	2400	2450	2450	0
DW4	1800	2450	2450	0
DW5	2400	2450	2150	300
DW6A	1100	2450	1400	1050
DW6B	1150	2450	1400	1050
DW7	4800	2450	2450	0
DW8	3600	2450	2450	0
DW9	2400	2450	2150	300
DW10	1600	2450	2450	0
WINDOW				
W1	600	2450	1550	900
W2	450	2450	1550	900
W3	925	2450	2150	300
W4	1200	2450	2150	300

Checked and found ok for Public Health (Internal) Service only subject to comments in forwarding letter No. 75/TCP/OK 16/9/23

Executive Engineer (PHS) for Chief Engineer (PHS)

This is a " PROVISIONAL BUILDING PLAN " approved only for the purpose of inviting objections from the general public

TOWER - 1
32nd FLOOR FAR AREA
Additions

Description	Length (mm)	Breadth (mm)	Area (sqm)	No. of figures	Total Area (sqm)
Area of rectangle A01	3620	4250	15.385	2	30.770
Area of rectangle A02	5480	8525	46.717	2	93.434
Area of rectangle A03	2000	400	0.800	2	1.600
Area of rectangle A04	3310	7620	25.222	2	50.444
Area of rectangle A05	650	650	0.423	2	0.845
Area of rectangle A06	245	1000	0.245	2	0.490
Area of rectangle A07	750	6225	4.669	2	9.338
Area of rectangle A08	8400	5525	46.410	2	92.820
Area of rectangle A09	2000	1650	3.300	2	6.600
Area of rectangle A10	1750	4150	7.263	2	14.525
Area of rectangle A11	7500	1175	8.813	2	17.625
Area of rectangle A12	1800	1450	2.610	2	5.220
Area of rectangle A13	5900	3175	18.733	1	18.733
Area of rectangle A14	6750	3175	21.431	1	21.431
Area of rectangle A15	3400	250	0.850	1	0.850
Area of rectangle A16	7450	250	1.863	1	1.863
Area of rectangle A17	21900	3150	68.985	1	68.985
Area of rectangle A18	2450	1600	3.920	1	3.920
Area of rectangle A19	5900	4425	26.108	1	26.108
Area of rectangle A20	2200	1350	2.970	1	2.970
Area of rectangle A21	250	1250	0.313	1	0.313
Area of rectangle A22	2200	3075	6.765	1	6.765
Area of rectangle A23	4000	3175	12.700	1	12.700
Area of rectangle A24	250	3075	0.769	1	0.769
Area of rectangle A25	2850	250	0.713	1	0.713
Area of rectangle A26	250	1200	0.300	3	0.900
Area of rectangle A27	2400	150	0.360	1	0.360
Total of all Additions 'A'					**491.088**

Deductions

Description	Length (mm)	Breadth (mm)	Area (sqm)	No. of figures	Total Area (sqm)
Area of rectangle S01	1300	150	0.165	2	0.330
Area of rectangle S02	1700	250	0.425	2	0.850
Area of rectangle S03	250	1100	0.275	2	0.550
Area of rectangle S04	1500	1250	1.875	2	3.750
Area of rectangle S05	770	1750	1.348	2	2.695
Area of rectangle S06	600	150	0.090	2	0.180
Area of rectangle S07	750	900	0.675	2	1.350
Area of rectangle S08	900	300	0.270	2	0.540
Area of rectangle S09	0	0	0.000	0	0.000
Area of rectangle S10	300	1050	0.315	2	0.630
Area of rectangle S11	930	1200	1.116	2	2.232
Area of rectangle S12	1850	1400	2.590	2	5.180
Area of rectangle S13	2100	1125	2.363	2	4.725
Area of rectangle S14	2300	1575	3.623	1	3.623
Area of rectangle S15	2800	3050	7.015	1	7.015
Area of rectangle S16	1700	600	1.020	2	2.040
Area of rectangle S17	1850	750	1.088	2	2.175
Area of rectangle S18	2675	2650	7.089	2	14.178
Area of rectangle N01	5400	2900	15.660	2	31.320
Total of all Deductions 'B'					**83.378**

NET FAR AREA= A-B	**407.712**

TOWER - 1
32nd FLOOR NON FAR AREA
Additions

Description	Length (mm)	Breadth (mm)	Area (sqm)	No. of figures	Total Area (sqm)
Area of rectangle N01	5400	2900	15.660	2	31.320
Area of rectangle N02	2900	1650	4.785	2	9.570
Area of rectangle N03	3225	1050	3.386	2	6.773
Area of rectangle N04	3125	400	1.250	2	2.500
Area of rectangle N05	5600	650	3.640	2	7.280
Area of rectangle N06	6000	1000	6.000	2	12.000
Area of rectangle N07	150	2050	0.308	2	0.615
Area of rectangle N08	750	2200	1.650	2	3.300
Area of rectangle N09	900	2900	2.610	2	5.220
Total of all Additions 'A'					**78.578**

NET NON FAR AREA= A	**78.578**

LEGEND			
ADDITIONS	A	FAR	
DEDUCTIONS	B	DEDUCTIONS	
NON FAR	N		

TOWER - 1
33rd FLOOR FAR AREA
Additions

Description	Length (mm)	Breadth (mm)	Area (sqm)	No. of figures	Total Area (sqm)
Area of rectangle A01	3620	4250	15.385	2	30.770
Area of rectangle A02	5480	8525	46.717	2	93.434
Area of rectangle A03	2000	400	0.800	2	1.600
Area of rectangle A04	3310	7620	25.222	2	50.444
Area of rectangle A05	650	650	0.423	2	0.845
Area of rectangle A06	245	1000	0.245	2	0.490
Area of rectangle A07	750	6225	4.669	2	9.338
Area of rectangle A08	8400	5525	46.410	2	92.820
Area of rectangle A09	2000	1650	3.300	2	6.600
Area of rectangle A10	1750	4150	7.263	2	14.525
Area of rectangle A11	7500	1175	8.813	2	17.625
Area of rectangle A12	1800	1450	2.610	2	5.220
Area of rectangle A13	5900	3175	18.733	1	18.733
Area of rectangle A14	6750	3175	21.431	1	21.431
Area of rectangle A15	3400	250	0.850	1	0.850
Area of rectangle A16	7450	250	1.863	1	1.863
Area of rectangle A17	21900	3150	68.985	1	68.985
Area of rectangle A18	2450	1600	3.920	1	3.920
Area of rectangle A19	5900	4425	26.108	1	26.108
Area of rectangle A20	2200	1350	2.970	1	2.970
Area of rectangle A21	250	1250	0.313	1	0.313
Area of rectangle A22	2200	3075	6.765	1	6.765
Area of rectangle A23	4000	3175	12.700	1	12.700
Area of rectangle A24	250	3075	0.769	1	0.769
Area of rectangle A25	2850	250	0.713	1	0.713
Area of rectangle A26	250	1200	0.300	3	0.900
Area of rectangle A27	2400	150	0.360	1	0.360
Total of all Additions 'A'					**491.088**

Deductions

Description	Length (mm)	Breadth (mm)	Area (sqm)	No. of figures	Total Area (sqm)
Area of rectangle S01	1300	150	0.165	2	0.330
Area of rectangle S02	1700	250	0.425	2	0.850
Area of rectangle S03	250	1100	0.275	2	0.550
Area of rectangle S04	1500	1250	1.875	2	3.750
Area of rectangle S05	770	1750	1.348	2	2.695
Area of rectangle S06	600	150	0.090	2	0.180
Area of rectangle S07	750	900	0.675	2	1.350
Area of rectangle S08	900	300	0.270	2	0.540
Area of rectangle S09	0	0	0.000	0	0.000
Area of rectangle S10	300	1050	0.315	2	0.630
Area of rectangle S11	930	1200	1.116	2	2.232
Area of rectangle S12	1850	1400	2.590	2	5.180
Area of rectangle S13	2100	1125	2.363	2	4.725
Area of rectangle S14	2300	1575	3.623	1	3.623
Area of rectangle S15	2800	3050	7.015	1	7.015
Area of rectangle S16	1700	600	1.020	2	2.040
Area of rectangle S17	1850	750	1.088	2	2.175
Area of rectangle S18	2675	2650	7.089	2	14.178
Area of rectangle N01	5400	2900	15.660	2	31.320
Total of all Deductions 'B'					**83.378**

NET FAR AREA= A-B	**407.712**

TOWER - 1
33rd FLOOR NON FAR AREA
Additions

Description	Length (mm)	Breadth (mm)	Area (sqm)	No. of figures	Total Area (sqm)
Area of rectangle N01	5400	2900	15.660	2	31.320
Area of rectangle N02	2900	1650	4.785	2	9.570
Area of rectangle N03	3225	1050	3.386	2	6.773
Area of rectangle N04	3125	400	1.250	2	2.500
Area of rectangle N05	5600	650	3.640	2	7.280
Area of rectangle N06	6000	1000	6.000	2	12.000
Area of rectangle N07	150	2050	0.308	2	0.615
Area of rectangle N08	750	2200	1.650	2	3.300
Area of rectangle N09	900	2900	2.610	2	5.220
Total of all Additions 'A'					**78.578**

NET NON FAR AREA= A	**78.578**

SUBMISSION DRAWINGS
FOR APPROVAL AND STAMPING

S.T.P.(HQ) Member Secretary B.P.A.C. — S.T.P.(HQ) Member B.P.A.C. — S.T.P.(HQ) Chairman B.P.A.C.

DTP (HQ) — DEPUTY MEMBER BPAC — ATP(HQ)

(Dinesh Kumar) PA(HQ)

J.D. — P.A. — A.T.P.

TO BE READ WITH THIS OFFICE MEMO NO.: DATED :

NOTES:

ARCHITECT
MORPHOGENESIS
41, Industrial Estate, Okhla Phase - III,
New Delhi 110020
TEL: 91 11 41828070
E Mail: studio@morphogenesis.org

CONSULTING STRUCTURAL ENGINEER
DUCON
CONSULTANTS PRIVATE LIMITED
A3-4A,3rd FLOOR, OATAL PROTIMAE, PRITHWIRAJ MARG, VAISHALI NAGAR, PRATAPNAGAR, JAIPUR-302033
E-mail:contact@duconcontsultants.in
PH:78-9257191,29700549,29700514

CONSULTING MEP
AEON Integrated Building Design Consultant LLP
A-122, 8th Floor, Sector 136, Noida, U.P-201 305.
www.aeonconsultants.in

CONSULTING LANDSCAPE ARCHITECT
ORACLE
G-93, Kalkaji,
New Delhi -110019
Ph.: +91-11-26481630

KEY PLAN

PROJECT

Revised Building Plan of Group Housing Colony measuring 14.025 Acres (Licence No.285, of 2007 dated 02-12-2007) in sector 62, Gurgaon Manesar Urban Complex, being developed by Juhi Promoters Pvt Ltd & others in collaboration with Emaar MGF Land. Ltd.

DEVELOPER
Emaar India Ltd.
EMAAR Business Park, MG Road
Sikanderpur, Sector-28, Gurgaon
Haryana -122002

DEVELOPER'S SIGNATURE :

EMAAR INDIA LIMITED

AUTHORIZED SIGNATORY

ARCHITECT'S SIGNATURE :

ARNAB DUTTA
CA/2007/40529

DRAWING NAME
TOWER 1
32ND AND 33RD FLOOR PLAN

DRAWING NO.
S - 09

NORTH

SCALE

DATE AUG 2023