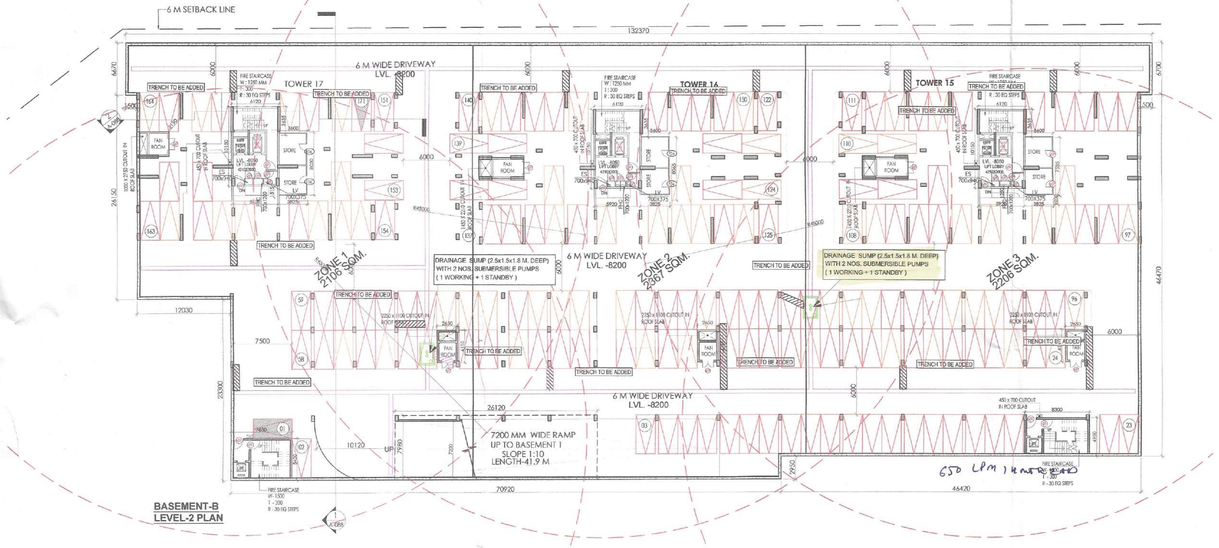

BASEMENT-B
LEVEL-2 PLAN

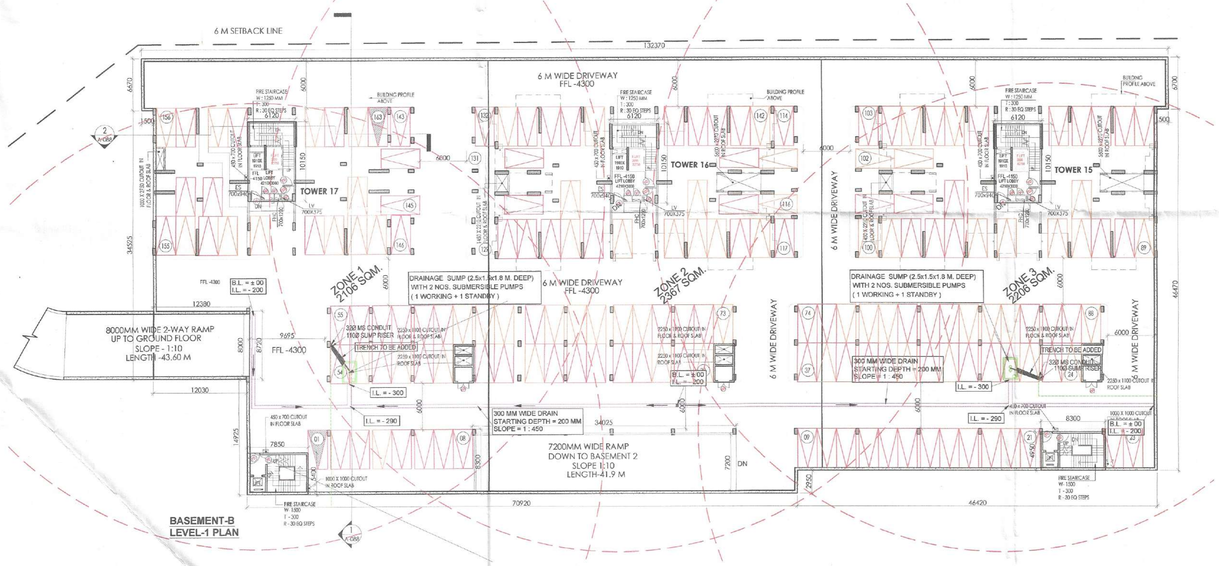

BASEMENT-B
LEVEL-1 PLAN

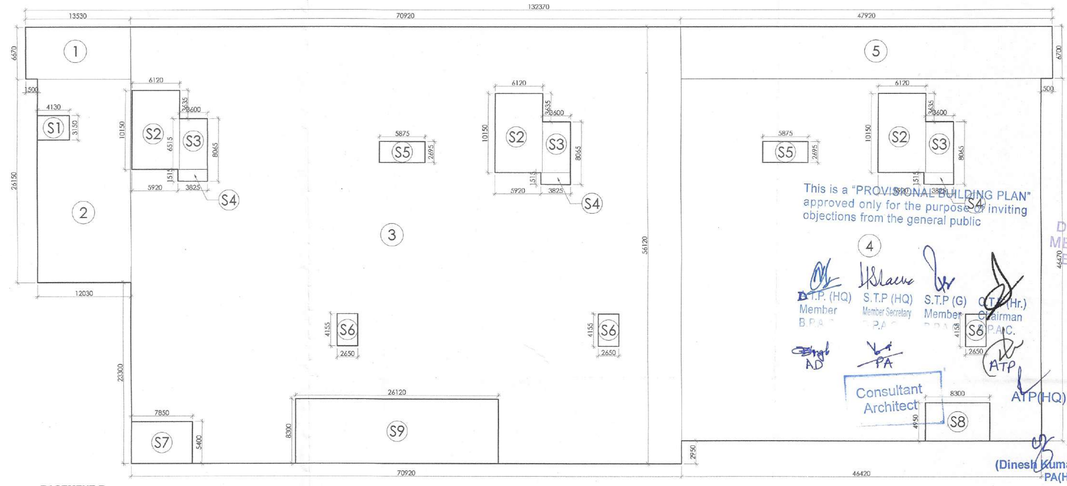

BASEMENT-B
LEVEL-2 AREA DIAGRAM

TO BE READ WITH THIS OFFICE MEMO NO.:
DATED :

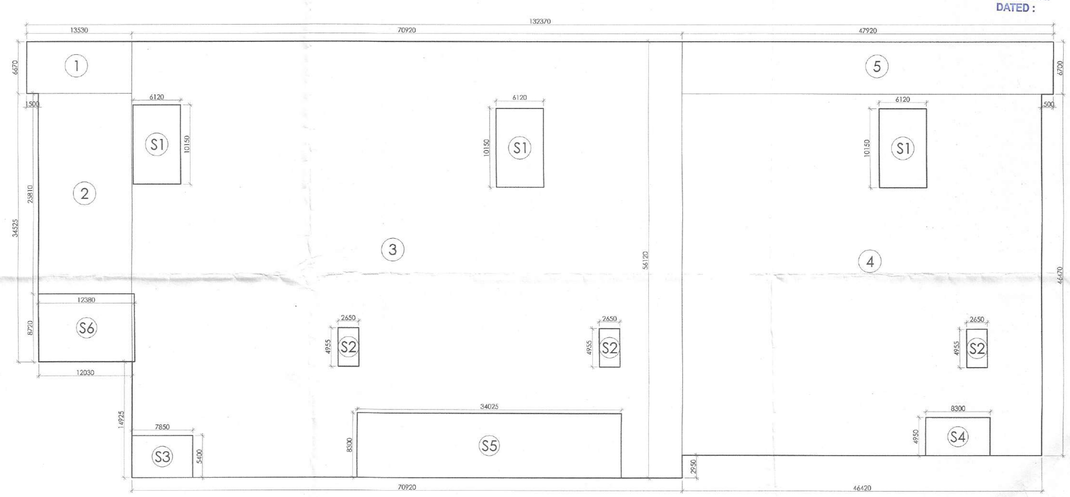

BASEMENT-B
LEVEL-1 AREA DIAGRAM

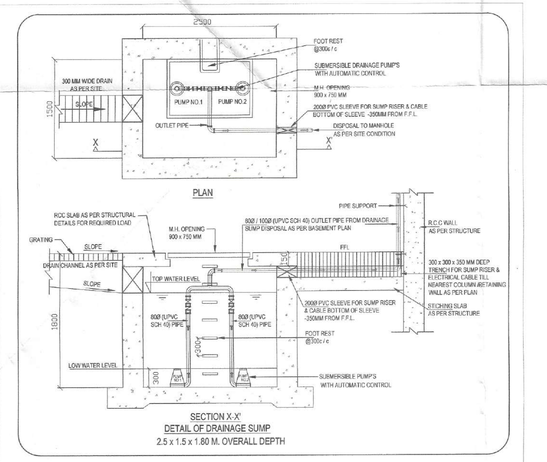

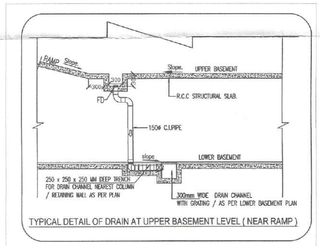

TYPICAL DETAIL OF DRAIN AT UPPER BASEMENT LEVEL (NEAR RAMP)

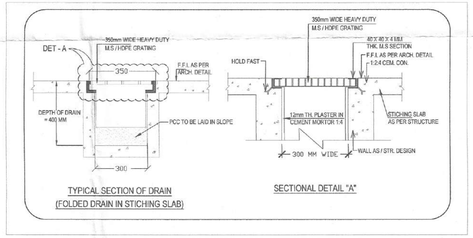

TYPICAL SECTION OF DRAIN
(FOLDED DRAIN IN STICHING SLAB)

SECTIONAL DETAIL "A"

BASEMENT-B LEVEL-1 AREA CALCULATIONS					
NO.	COEFF.	LENGTH	BREADTH	QUANTITY	AREA (SQ.M)
1	1	13.530	6.670	1	90.245
2	1	12.030	34.525	1	415.336
3	1	70.920	56.120	1	3980.030
4	1	46.420	46.470	1	2157.137
5	1	47.920	6.700	1	321.064
TOTAL BASEMENT-2 AREA					6963.813

SERVICE AREA					
NO.	COEFF.	LENGTH	BREADTH	QUANTITY	AREA (SQ.M)
S1	1	6.120	10.150	3	186.354
S2	1	2.650	4.955	3	39.362
S3	1	7.850	5.400	1	42.390
S4	1	8.300	4.950	1	41.085
S5	1	34.025	8.300	1	282.408
S6	1	12.380	8.720	1	107.954
TOTAL SERVICE AREA					699.582
NET AREA FOR PARKING					6264.230
PERM. PARKING @ 32 SQM/ECS					195.757
SAY					196
PROVIDED CAR PARKING					163

BASEMENT-B LEVEL-2 AREA CALCULATIONS					
NO.	COEFF.	LENGTH	BREADTH	QUANTITY	AREA (SQ.M)
1	1	13.530	6.670	1	90.245
2	1	12.030	26.150	1	314.585
3	1	70.920	56.120	1	3980.030
4	1	46.420	46.470	1	2157.137
5	1	47.920	6.700	1	321.064
TOTAL BASEMENT-2 AREA					6863.061

SERVICE AREA					
NO.	COEFF.	LENGTH	BREADTH	QUANTITY	AREA (SQ.M)
S1	1	4.130	3.150	1	13.010
S2	1	6.120	10.150	3	186.354
S3	1	3.600	6.515	3	70.362
S4	1	3.825	1.515	3	17.385
S5	1	5.875	2.695	2	31.666
S6	1	2.650	4.155	3	33.032
S7	1	7.850	5.400	1	42.390
S8	1	8.300	4.950	1	41.085
S9	1	26.120	8.300	1	216.796
TOTAL SERVICE AREA					652.080
NET AREA FOR PARKING					6210.982
PERM. PARKING @ 32 SQM/ECS					194.093
SAY					194
PROVIDED CAR PARKING					171

LEGEND : (DRAINAGE SYSTEM)

S. No.	SYMBOL	DESCRIPTION
1.	----------	SURFACE DRAIN (300 MM WIDE DRAIN SLOPE 1 IN 450)
2.	B.L.	BASEMENT LEVEL
3.	I.L.	INVERT LEVEL

DOOR-WINDOW SCHEDULE

S.NO.	DOOR TAG	DOOR SIZE	SILL LVL.	LINTEL LVL.
1.	FD	1200X2100	–	2100
2.	FD1	600X2100	–	2100
3	FD2	900X2100	–	2100
4.	FD3	1500X2100	–	2100
5.	D1	600X2100	–	2100

Checked and found ok for Public Health (Internal) Service only subject to comments in in forwarding letter No. .....Dt/.....

Superintending Engineer (HQ)
for Chief Engineer-I
HSVP, Panchkula

NOTE: TANDEM/BACK TO BACK PARKINGS HAVE BEEN COUNTED ONE NUMBER OF CAR PARKING FOR ECS CALCULATION.

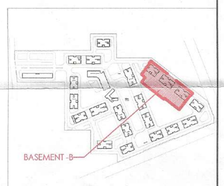

KEY PLAN

PROJECT

Revised Building Plans of Group Housing Colony measuring 22.344 Acres (License No. 41 of 2010 Dated 07.06.2010) in sector-93, Gurugram being developed by Ashiana Housing Ltd. comprising of total of Five (5) phases.

ARCHITECT'S SEAL & SIGNATURE

SYED MOHD. IMRAN
CA 93/16665

OWNER/AUTH. SIGN.

ASHIANA HOUSING LTD. Authorised Signatory

Scale : 1 : 300

Drawing Title:– BASEMENT-B(LVL 1 & 2) PLAN & AREA DETAILS

Drawing No:– A-03