SECOND FLOOR AREA CALCULATION

COVD. AREA AT SECOND FLOOR = ADDITION - DEDUCTION

ADDITION AREA

Sr No	Dim (m)	X	Dim (m)	Fec.	Nos	Area (SQM)
F01	(15.850 + 13.232) / 2 X		4.160	1	1	60.491
F02	18.662	X	15.850	1.00	1	295.793
F03	6.251	X	9.650	1.00	1	60.322
F04	10.665	X	11.650	1.00	1	124.247
F05	7.100	X	7.100	1.00	1	50.410
F06	5.150	X	6.600	1.00	1	33.990
F07	(7.584 + 5.304) / 2 X		2.453	1	1	15.807
F08	(13.219 +9.340) / 2 X		2.803	1	1	31.616
F09	20.803	X	1.586	1.00	1	32.994
F10	(20.803 + 15.499) / 2 X		5.706	1	1	103.570
F11	11.352	X	10.555	0.50	1	59.910
F12	18.345	X	5.142	1.00	1	94.330
F12A	9.345	X	2.550	1.00	1	23.830
F12B	0.800	X	1.295	1.00	1	1.036
F13	7.606	X	0.900	1.00	1	6.845
F14	(9.835 + 9.687) / 2 X		5.400	1	1	52.709
F15	(36.243 +32.675) / 2 X		4.056	1	1	139.766
F15A	(32.675 + 25.944) / 2 X		7.240	1	1	212.201
F16	(18.912+36.243) / 2 X		50.754	1	1	1399.668
F17	39.850	X	1.875	1.00	1	74.719
F17A	2.210	X	1.870	1.00	1	4.133
F18	16.850	X	3.123	1.00	1	52.623
F19	21.251	X	14.219	1.00	1	302.168
F20	6.518	X	6.460	1.00	1	42.106
F21	4.340	X	2.318	1.00	1	10.060
F21A	1.800	X	1.100	1.00	1	1.980
F22	9.200	X	3.282	1.00	1	30.194
F23	10.451	X	10.835	1.00	1	113.237
F24	17.560	X	10.000	1.00	1	175.600
F25	17.565	X	11.125	1.00	1	195.411
F26	12.850	X	7.805	1.00	1	100.294
F27	(8.306+4.170) / 2 X		4.451	1	1	27.765
F28	(3.601+8.306) / 2 X		4.374	1	1	26.041
F29	6.076	X	4.321	1.00	1	26.254
F30	6.200	X	3.200	1.00	1	19.840
F31	8.585	X	17.600	1.00	1	151.096
F32	(9.610 + 6.621) / 2 X		8.755	1	1	71.051
F33	9.405	X	6.100	1.00	1	57.371
F34	3.100	X	7.900	1.00	1	24.490
N33	7.770	X	6.500	1.00	1	50.505
N34	(6.006 + 6.500) / 2 X		0.531	1	1	3.320
TOTAL ADDITION AREA(A)						**4359.793**

DEDUCTION AREA

D01	13.375	X	13.511	1.00	1	180.710
D02	14.050	X	18.562	1.00	1	260.796
D03	12.150	X	13.162	1.00	1	159.918
D04	12.575	X	16.404	1.00	1	206.280
D05	15.002	X	13.265	1.00	1	199.002
D06	(6.749 + 6.408) / 2 X		1.000	1	1	6.579
D07	1.310	X	2.800	1.00	1	3.668
TOTAL DEDUCTION AREA (B)						**1016.952**
COVD. AREA AT SECOND FLOOR (C) = (A-B)						**3342.840**

NON FAR AREA

N01	2.400	X	2.450	1.00	2	11.760
N1A	1.100	X	0.800	1.00	1	0.880
N1B	1.245	X	0.800	1.00	1	0.996
N1C	1.725	X	6.245	1.00	1	10.773
N1D	1.434	X	1.543	0.50	1	1.106
N02	4.873	X	6.288	0.50	1	15.321
N03	(4.457+3.170) / 2 X		7.850	1	1	29.936
N04	2.300	X	1.200	1.00	1	2.760
N05	2.250	X	0.900	1.00	1	2.025
N5B	1.025	X	0.900	1.00	1	0.923
N5C	1.450	X	0.900	1.00	1	1.305
N06	1.315	X	1.300	1.00	1	1.710
N08	8.800	X	3.006	0.50	1	13.226
N09	7.750	X	5.000	1.00	1	38.750
N10	1.000	X	2.150	1.00	1	2.150
N11	0.700	X	1.200	1.00	1	0.840
N11A	0.700	X	1.250	1.00	1	0.875
N12	2.600	X	2.700	1.00	4	28.080
N13	2.534	X	0.866	0.50	1	1.097
N14	(1.214+0.206) / 2 X		2.950	1	1	2.095
N14A	(3.395 + 2.645) / 2 X		2.150	1	1	6.493
N14B	(3.012 +2.739) / 2 X		0.800	1	1	2.300
N15	1.195	X	0.930	1.00	1	1.111
N16	1.350	X	0.930	1.00	1	1.256
N17	5.050	X	7.700	1.00	2	77.770
N18	2.190	X	1.230	1.00	1	2.694
N19	1.250	X	0.930	1.00	1	1.163
N20	0.300	X	1.670	1.00	1	0.501
N21	1.200	X	2.150	1.00	1	2.580
N22	5.000	X	7.700	1.00	1	38.500
N23	0.900	X	1.200	1.00	1	1.080
N24	0.900	X	1.350	1.00	1	1.215
N25	1.350	X	0.400	1.00	1	0.540
N26	0.700	X	2.350	1.00	1	1.645
N26A	0.700	X	1.040	1.00	1	0.728
N26B	0.700	X	1.410	1.00	1	0.987
N27	7.750	X	5.000	1.00	1	38.750
N27A	1.000	X	2.150	1.00	1	2.150
N27B	2.800	X	0.750	1.00	1	2.100
N28	(3.632+3.534) / 2 X		8.225	1	1	29.470
N29	6.091	X	5.528	0.50	1	16.836
N30	2.300	X	1.300	1.00	1	2.990
N31	1.676	X	1.000	1.00	1	1.676
N31A	1.200	X	1.000	1.00	1	1.200
N32	2.650	X	2.600	1.00	2	13.780
N33	7.770	X	6.500	1.00	1	50.505
N34	(6.006 + 6.500) / 2 X		0.531	1	1	3.320
N39	(1.902 +1.629) / 2 X		0.800	1	1	1.412
N39A	1.500	X	0.800	1.00	1	1.200
N39B	1.550	X	0.800	1.00	1	1.240
N39C	1.200	X	0.800	1.00	1	0.960
N40	(8.850 + 6.852) / 2 X		5.855	1	1	45.968
N41	1.100	X	2.150	1.00	1	2.365
N42	2.680	X	0.900	1.00	1	2.412
N43	1.085	X	0.700	1.00	1	0.760
N44	2.150	X	1.010	1.00	1	2.172
N45	5.950	X	7.690	1.00	1	45.756
N46	1.550	X	0.710	1.00	1	1.101
N47	1.650	X	0.710	1.00	1	1.172
N48	1.158	X	0.755	1.00	1	0.874
N49	1.855	X	0.755	1.00	1	1.401
NON FAR AREA AT SECOND FLOOR (D)						**578.737**
TOTAL FAR AREA AT SECOND FLOOR (D-C)						**2764.104**
CINEMA FOYER FAR AREA AT SECOND FLOOR						**1039.120**
BALANCE FAR AREA AT SECOND FLOOR						**1724.984**

SANITARY REQUIREMENTS FOR CINEMA

TOTAL CAPACITY =	814	SEATS
MALE POPULATION (2/3) =	543	MALE
FEMALE POPULATION (1/3) =	271	FEMALE

FITMENTS	REQUIRED		PROVIDED	
	MALE	FEMALE	MALE	FEMALE
WC. = 1 FOR 100 TO 400 MALE ADD OVER 1 WC FOR 250 MALE & 3 FOR 100 TO 200 FEMALE , ADD OVER 2 FOR 100 FEMALE	3	5	4	6
TOTAL DRINKING WATER FOUNTAIN = 1 FOR 100	1		1	
WASH BASIN = 1 FOR 200 MALE & 1 FOR 200 FEMALE	4	2	5	4
URINAL =1 FOR 25 MALE	23	-	24	-
ABLUTION TAP	3	5	4	6

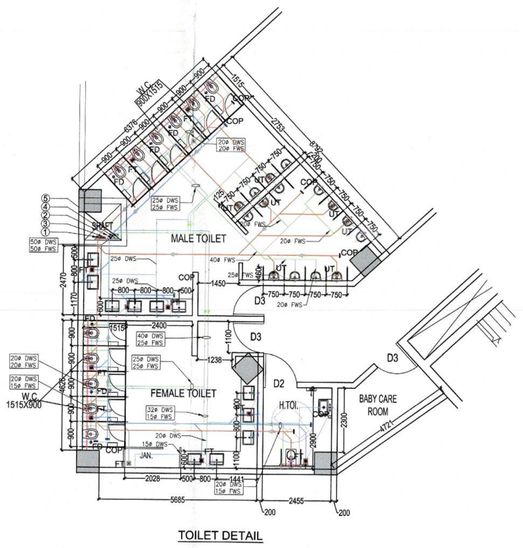

TOILET DETAIL

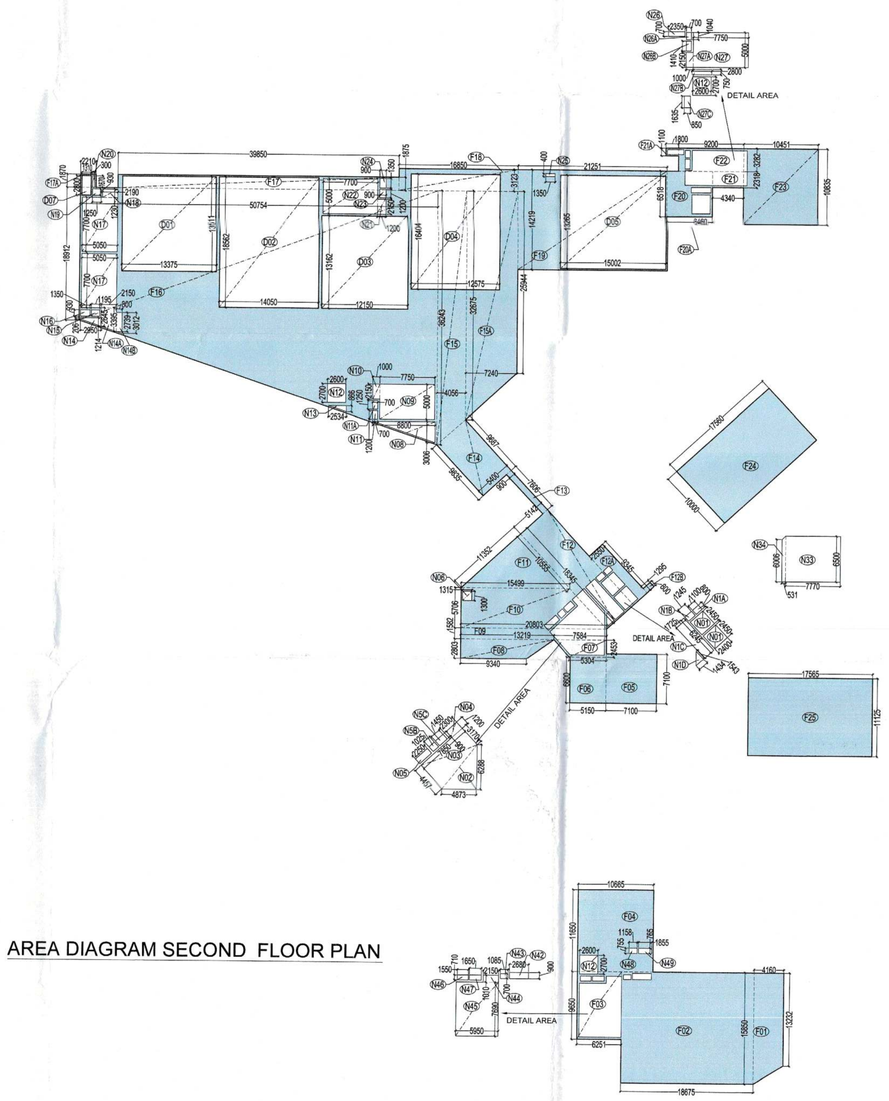

AREA DIAGRAM SECOND FLOOR PLAN

FAR AREA

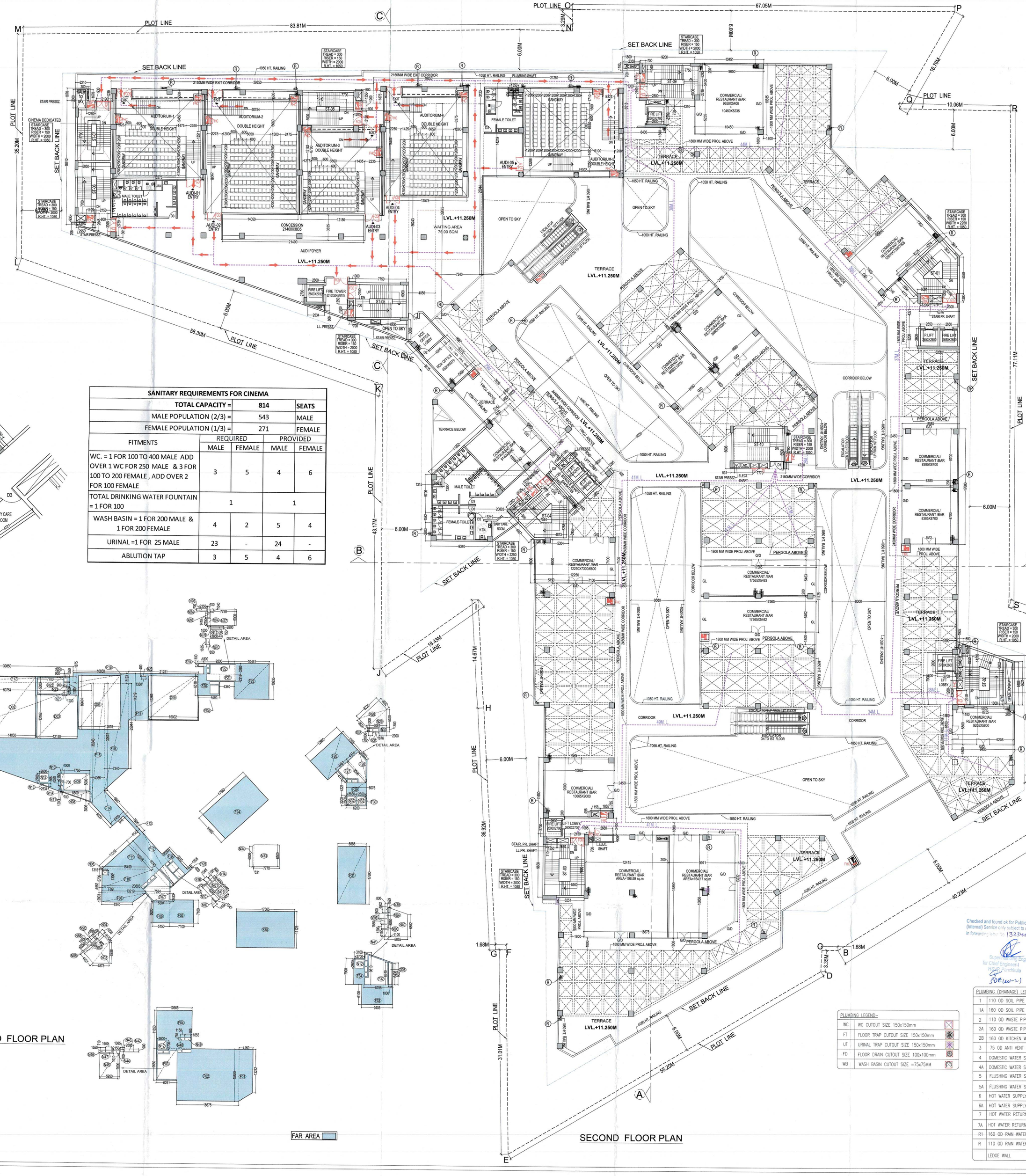

SECOND FLOOR PLAN

SECOND TOILET CALCULATION

TOTAL BALANCE FAR AREA AT SECOND FLOOR							1724.984	SQMT
TOTAL DENSITY AT SECOND FLOOR (A+B)						958.324	958	POPULATION
NO.	PERMANENT		FLOATING		TOTAL REQUIRED		TOTAL PROVIDED	
	10%	95.83	90%	862.49				
	MALE (2/3)	FEMALE (1/3)	MALE (2/3)	FEMALE (1/3)	MALE	FEMALE	MALE	FEMALE
POPULATION	64	32	575	287				
W.C.	2.56	2.13	2.30	1.80	5	4	6	5
URINAL	2.13	-	11.50	-	14	-	14	
WASH BASIN	2.56	1.28	2.30	2.05	5	3	5	5

Exit Calculation For Second Floor

Total Gross area					3342.840	SQM
Assembly Area at Second Floor					1408.530	
Audi waiting Area at Second Floor					75.000	
Audi Foyer Area at Second Floor					702.310	
Audi Seat 50% (814/2=407 Seat)					1157.000	
Circulation Area at Second Floor						

Floors	Average occupant load as per NBC	No. of occupant	As per NBC (@ 10mm/ Person)	Exit Required (MM)	STAIR CASE NO	EXIT Provided (MM)
Assembly Area	1408.530	1.8	782.52	10	7825.17	ST-01 2250
Audi waiting Area	75.000	0.3	250.00	10	2500.00	ST-02 2000
Audi Seat 50% (814/2=407 Seat)	814/2=407	1.2	488.40	10	4884.00	ST-03 2000
Audi Foyer Area	702.310	6	117.05	10	1170.52	ST-04 2250
Circulation Area	1157.000	6	192.83	10	1928.33	ST-05 2000
						ST-06 2000
						ST-07 2000
						ST-08 2000
						ST-09 2000
						ST-10 2000
TOTAL		1713.75		17138		20500

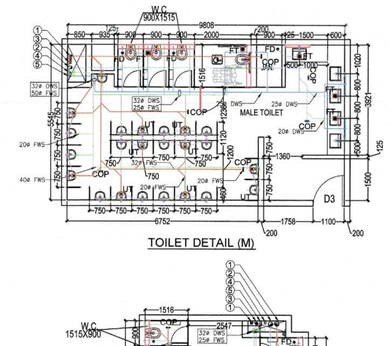

TOILET DETAIL (M)

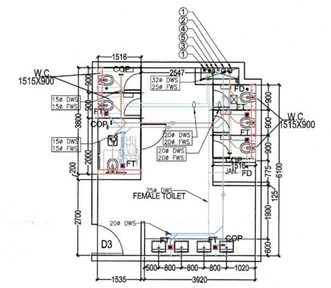

TOILET DETAIL (F)

SCHEDULE OF -OPENINGS

TYPE	WIDTH	HEIGHT	SILL HT	LINTEL	FIRE RATED
D	2000	2100	-	2100	
D1	1500	2100	-	2100	
D2	1300	2100	-	2100	
D3	900	2100	-	2100	
FCD1	2000	2100	-	2100	2 Hr.
FCD1	2250	2400	-	2400	2 Hr.
FCD2	1200	2100	-	2100	2 Hr.
FCD3	900	2100	-	2100	2 Hr.
FCD4	3000	3000	-	3000	2 Hr.
FCD5	1500	2100	-	2100	2 Hr.
FCD6	2500	3000	-	3000	2 Hr.
FD1	2000	2100	-	2100	2 Hr.
FD	900	2100	-	2100	2 Hr.
G/D	AS PLAN	2700	-	2700	
GL	AS PLAN	2700	-	2700	
W1	AS PLAN	2400	-	600	
V1	1000	900	-	B.O.B	

N O T E S:-

THIS DEVELOPMENT HAS BEEN CONCEIVED, DESIGNED AND DRAFTED ON THE BASIS OF THE FOLLOWING:-

1. ALL USEABLE OFFICE SPACES/RETAIL SPACES (LIKE SHOP AREAS, ENTERTAINMENT) WILL BE AIR-CONDITIONED. THEREFORE,NO PROVISION HAS BEEN MADE FOR NATURAL VENTILATION OF SPACES.

2. ALL TOILETS/KITCHENS WILL BE MECHANICALLY VENTILATED.CONDITIONED AIR FROM THE FLOOR WILL BE SUCKED IN TO THE TOILETS/KITCHENS AND VENTED OUT THROUGH A VENT SHAFT.

3. ALL SPACES (OFFICE SPACES,RETAIL SPACES,SERVICE AREAS, PARKING BASEMENT,ETC) WILL BE ARTIFICIALLY LIT. ANY NATURAL LIGHT WHICH IS AVAILABLE IN THE OFFICE SPACES IS ONLY INCIDENTAL AND NOT ESSENTIAL TO THE FUNCTIONING OF THE BUILDING.

4. 100% STANDBY GENERATING CAPACITY WILL BE PROVIDED FOR THE ENTIRE ELECTRICAL REQUIREMENT OF THE TOTAL SCHEME. THIS THEREFORE INCLUDE STANDBY GENERATION FOR ALL COMMON SERVICES, FIRE SERVICES, LIFTS ETC. AND ALSO THE ENTIRE ELECTRICAL LOAD FOR VENTILATION,AIR-CONDITIONING, LIGHTS AND ALL OFFICE EQUIPMENT.

5. BASEMENT WILL BE ARTIFICIALLY VENTILATED.

6. THIS BUILDING WILL BE SPRINKLED AS PER NBC NORMS.

7. HANDICAP LIFT / PLATFORM WILL BE PROVIDED

Checked and found ok for Public Health (Internal) Service only subject to comments in ir forwarding letter No. 13334 dt 14/6/23

Superintending Engineer (HQ) for Chief Engineer (Public Health) Haryana

SOE(W-I)

DDA(HQ) Member BPAC

ATP (HQ) Member BPAC

S.T.P (HQ) Member Secretary BPAC

S.T.P (G) Member BPAC

ATP (HQ) Chairman BPAC

ATP(HQ) (Dinesh Kumar) PA(HQ)

TO BE READ WITH THE CLEARANCE MEMO NO.: DATED: Consultant Architect

JD. P.A. E.P.

PLUMBING (DRAINAGE) LEGEND:-	
1	110 OD SOIL PIPE
1A	160 OD SOIL PIPE
2	110 OD WASTE PIPE
2A	160 OD WASTE PIPE
2B	160 OD KITCHEN WASTE PIPE
3	75 OD ANTI VENT PIPE
4	DOMESTIC WATER SUPPLY PIPE FOR HIGH ZONE
4A	DOMESTIC WATER SUPPLY PIPE FOR LOW ZONE
5	FLUSHING WATER SUPPLY PIPE FOR HIGH ZONE
5A	FLUSHING WATER SUPPLY PIPE FOR LOW ZONE
6	HOT WATER SUPPLY PIPE FOR HIGH ZONE
6A	HOT WATER SUPPLY PIPE FOR LOW ZONE
7	HOT WATER RETURN PIPE FOR HIGH ZONE
7A	HOT WATER RETURN PIPE FOR LOW ZONE
R1	160 OD RAIN WATER PIPE
R	110 OD RAIN WATER PIPE
	LEDGE WALL

PLUMBING LEGEND:-	
WC	WC CUTOUT SIZE 150x150mm
FT	FLOOR TRAP CUTOUT SIZE 150x150mm
UT	URINAL TRAP CUTOUT SIZE 150x150mm
FD	FLOOR DRAIN CUTOUT SIZE 100x100mm
WB	WASH BASIN CUTOUT SIZE =75x75MM

For Peerage Buildwell Pvt Ltd
Authorised Signatory
OWNER'S SIGN

GIAN P. MATHUR ARCHITECT B. Arch., M.C.A., I.I.A CA No. 80/5769
ARCHITECT'S SIGN

PROJECT:-
PROPOSED BUILDING PLAN OF COMMERCIAL COLONY AREA MEASURING 3.9625 ACRES (LICENCE NO. 47 DATED 18/04/2022) IN SECTOR-89, GURUGRAM BEING DEVELOPED BY SMART ARENA HOMETOWN LLP IN COLLABORATION WITH PEERRAGE BUILDWELL PVT. LTD.

TITLE:- SECOND FLOOR PLAN

DRG.NO.:- SB-07

THIS DRAWING IS THE PROPERTY OF GIAN P. MATHUR & ASSOCIATES (P) LTD. IN NO SHALL NOT BE USED EXPECT FOR THE PURPOSE AS MENTIONED WRITTEN PERMISSION

GIAN P. MATHUR AND ASSOCIATES (P) LTD
C - 55, East Of Kailash, New Delhi-110065
T : 46599599 I F :46599512
E : gpma@airtelmail.in I W : www.gpmindia.com

DEALT RAKESH CHKD AMIT SCALE:-1:200 DATE:- 15/06/2023

07