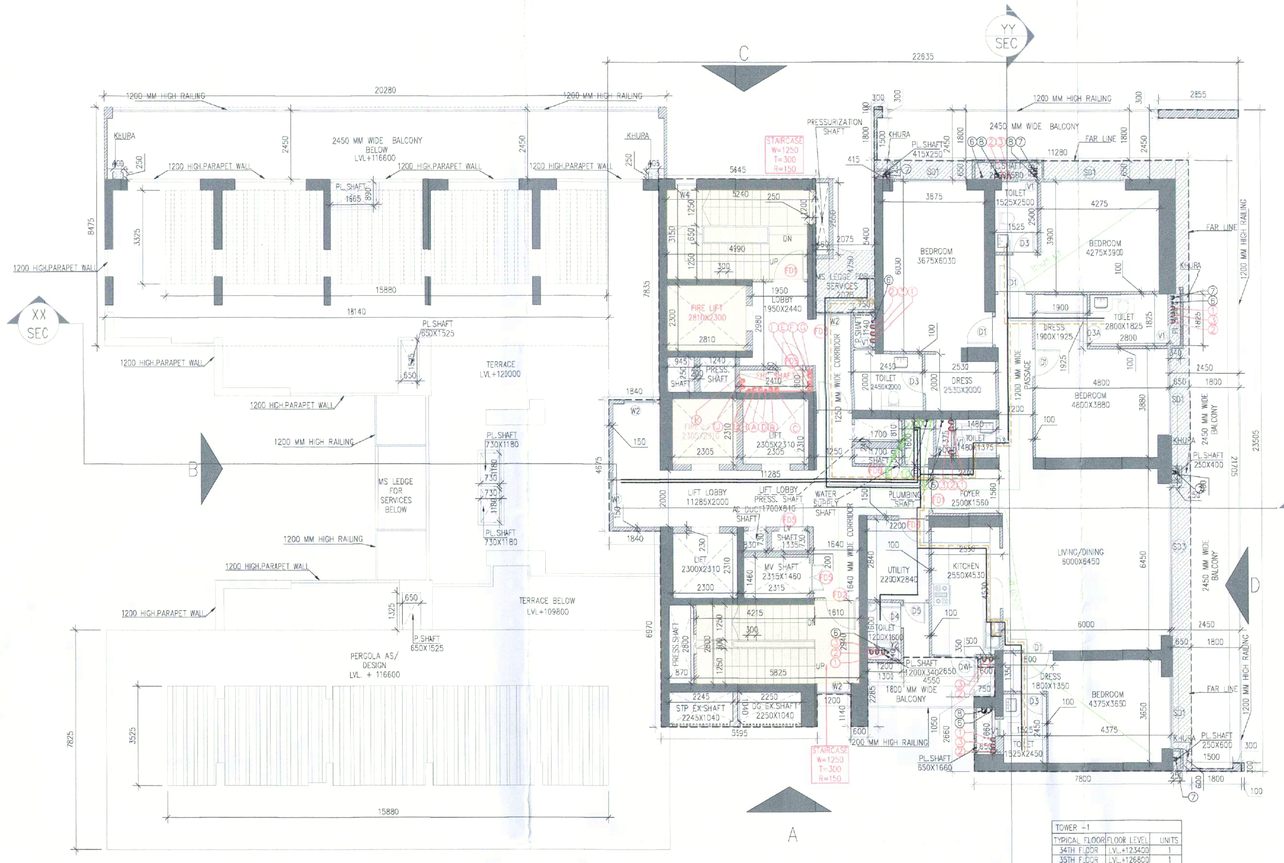

34TH & 35TH FLOOR PLAN
TOWER-1

TOWER -1		
TYPICAL FLOOR	FLOOR LEVEL	UNITS
34TH FLOOR	LVL+123450	1
35TH FLOOR	LVL+126850	1
TOTAL UNITS =		2

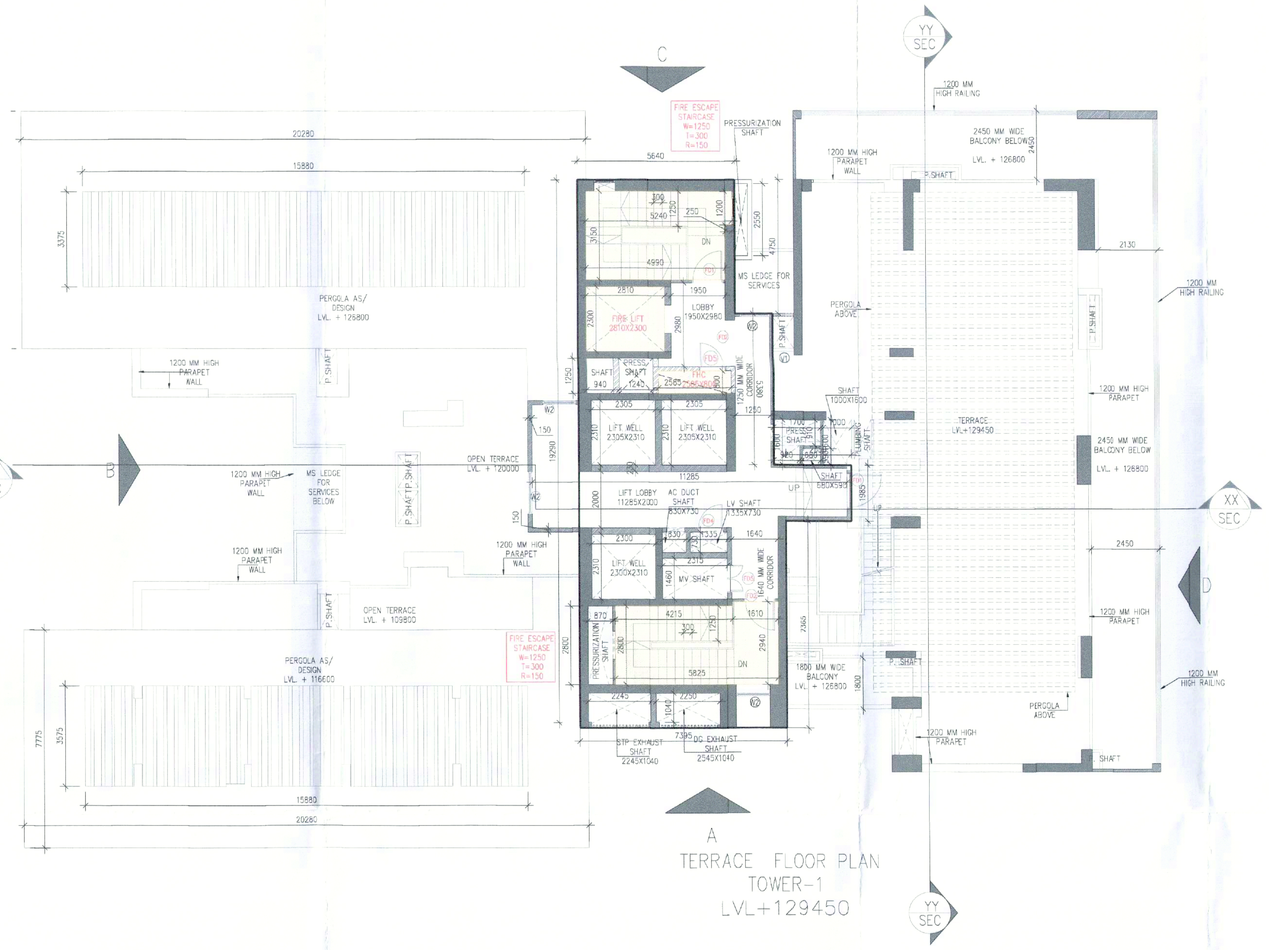

A
TERRACE FLOOR PLAN
TOWER-1
LVL+129450

PLUMBING LEGEND:-		
S.NO.	DESCRIPTION	SYMBOL
1.	110 OD VERTICAL SOIL PIPE	1
2.	110 OD VERTICAL WASTE PIPE	2
3.	110 OD ANTISYPHONIC PIPE	3
4.	DOMESTIC WATER SUPPLY DOWN TAKE PIPE	4
5.	DOMESTIC WATER SUPPLY PIPE (BOOSTER)	5
6.	FLUSHING WATER SUPPLY DOWN TAKE PIPE	6
7.	90 OD BALCONY DRAIN PIPE	7
8.	160 OD RAIN WATER PIPE	8
9.	DOMESTIC WATER SUPPLY RISER PIPE	9
10.	FLUSHING WATER SUPPLY RISER PIPE	
11.	FLOOR TRAP	FT ●
12.	FLOOR DRAIN	FD ●
11.	ACCESS DOOR	AD
12.	KHURRA FOR BALCONY DRAIN	

NOTES :-

- **VRV System is being provided.**
- **Full DG power back up is being provided.**
- **Toilets are mechanical ventilated.**
- **All lifts shall have 100% power back-up.**
- **All electrical installations shall be as per provision of NBC.**
- **Fire-fighting/safety provisions will be as per relevant NBC provisions.**
- **Basement area shall have mechanically ventilated as per relevant code.**
- **All toilets are ventilated as per Haryana Building Code 2017.**
- **Building has automatic sprinkler system wherever required by NBC.**
- **Building will be designed (structures) as per relevant I.S. codes for earthquake resistance.**
- **Solar panels of required capacity shall be provided on roof top as per hareda/zoning norms.**
- **All handicap ramps with railing.**
- **All fire fighting installations shall be as per provision of NBC.**
- **The rainwater harvesting system shall be provided as per central ground water authority norms.**

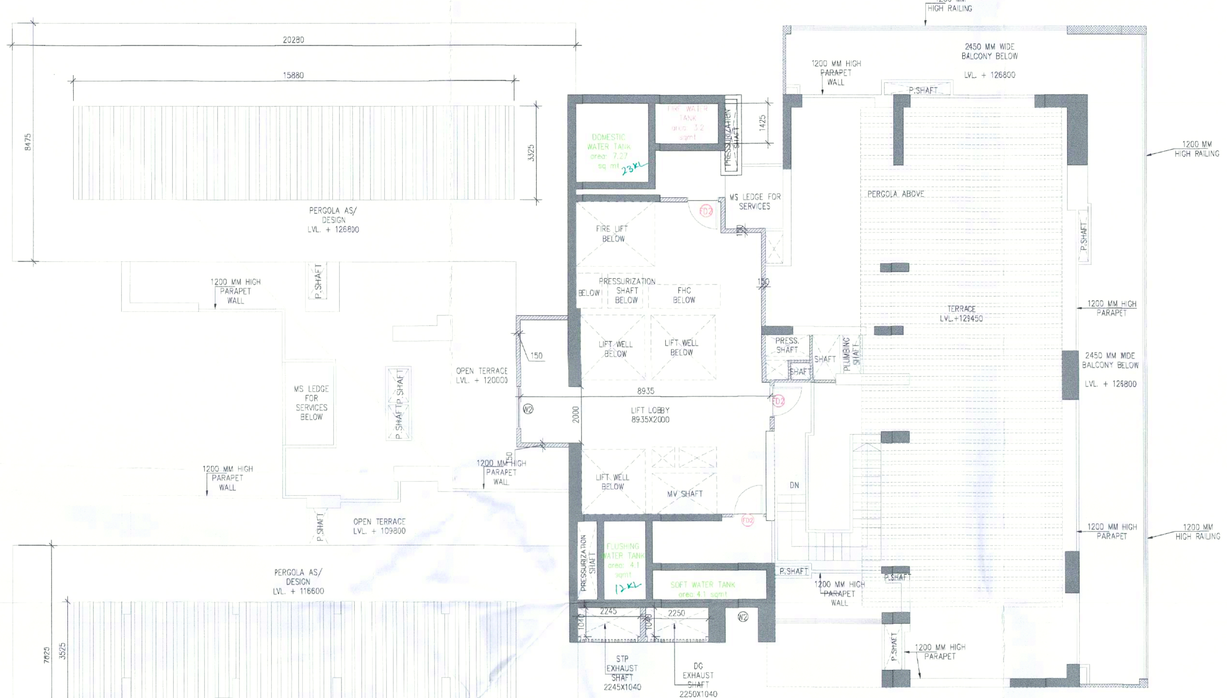

MUMTY MACHINE ROOM PLAN
TOWER -1
LVL+132850

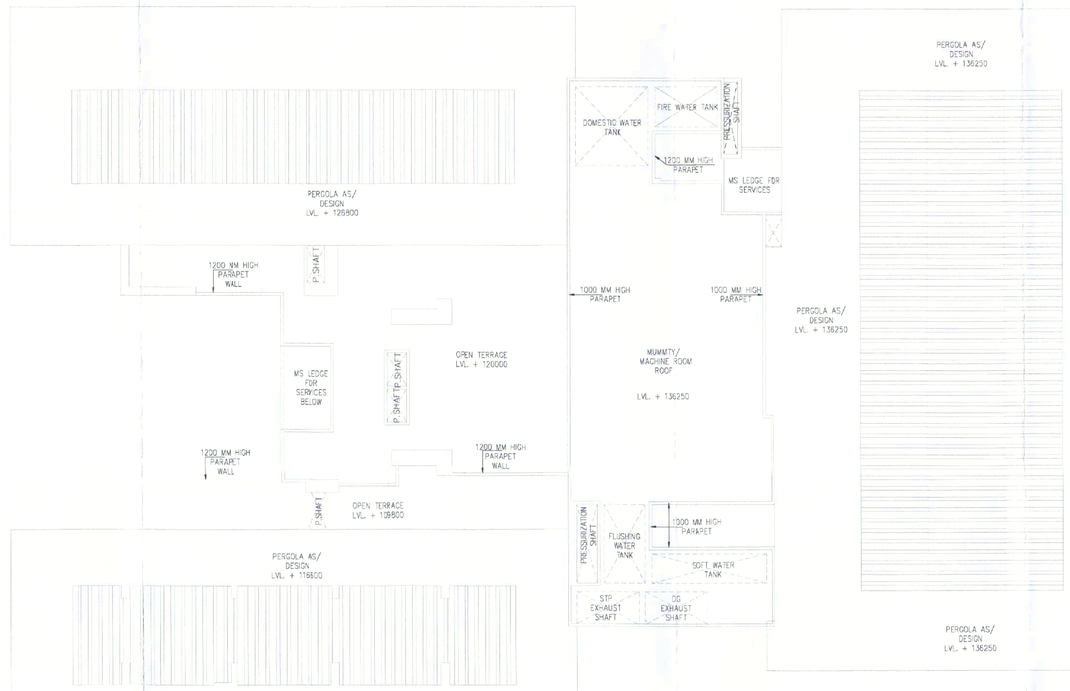

ROOF FLOOR PLAN
TOWER -1
LVL+136250

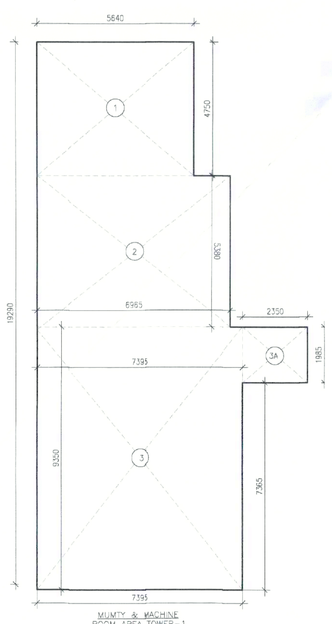

MUMTY & MACHINE ROOM AREA TOWER-1

AREA CALCULATION OF MUMTY MACHINE ROOM (TOWER -1)								
GROSS - 1								
1	=	1	X	5.640	X	4.750	=	26.790	SQM
2	=	1	X	6.965	X	5.350	=	37.272	SQM
3	=	1	X	7.395	X	8.350	=	61.743	SQM
3A	=	1	X	2.350	X	1.885	=	4.265	SQM
TOTAL AREA							=	130.070	SQM

DOOR WINDOW SCHEDULE					
NO.	SIZE (mm)	SILL LEVEL (mm)	LINTEL LEVEL (mm)	LOCATION	
FD1	1200 X 2400	00	2400	UNIT ENTRANCE	2HR
FD2	1100 X 2400	00	2400	STAIRCASE/ FIRE TOWER	2HR
FD3	1000 X 2400	00	2400	HOME OFFICE/ STUDY/ S.ROOM	2HR
FD4	1000 X 2300	100	2400	MV SHAFT	2HR
FD5	900 X 2300	100	2400	LV SHAFT/FHC SHAFT	2HR
FD6	600 X 2300	100	2400	PLUMBING/ AC DUCT SHAFT	2HR
D1	1000 X 2400	00	2400	BEDROOMS, KITCHEN	
D2	900 X 2400	00	2400	HOME OFFICE/ STUDY/ S.ROOM	
D3	800 X 2400	00	2400	TOILETS	
D3A	1000 X 2400	00	2400	ELDERLY FRIENDLY TOILETS	
D4	800 X 2400	00	2400	TOILETS OF HOME OFFICE/ STUDY/ S.ROOM	
D5	800 X 2400	00	2400	HOME OFFICE/ STUDY/ S.ROOM	
DW1	(900 X 2500)+(500X1300)	00	2500	KITCHEN	
DW2	(900 X 2500)+(2X25X1300)	00	2500	KITCHEN	
WINDOW SCHEDULE					
SD1	2550 X 2500	00	2500	BEDROOM 1, BEDROOM 2, Jr. M.BEDROOM, M.BEDROOM	
SD2	3100 X 2500	00	2500	LIVING ROOM	
SD3	5400 X 2500	00	2500	LIVING DINING ROOM	
W1	1500 X 1450	1050	2500	MASTER BEDROOM	
W2	1200 X 2050	450	2500	STAIRCASE	
W3	1000 X 2050	450	2500	LIFT LOBBY	
W4	750 X 2250	450	2500	STAIRCASE	
VENTILATOR SCHEDULE					
V1	600 X 2050	450	2500	TOILETS & POWDER ROOM	
V2	450 X 2050	450	2500	TOILET OF(HOME OFFICE/ STUDY/ S.ROOM	

FAR AREA CALCULATION OF 34TH& 35TH FLOOR PLAN (TOWER-1)									
GROSS - 1									
1	=	1	X	2.140	X	4.875	=	10.005	SQM
1A	=	1	X	0.300	X	7.935	=	2.381	SQM
1DC	=	2	X	0.300	X	0.100	=	0.060	SQM
1BB	=	1	X	0.818	X	2.550	=	1.668	SQM
2	=	1	X	0.300	X	6.970	=	2.091	SQM
3	=	1	X	5.298	X	1.140	=	6.036	SQM
4	=	1	X	5.348	X	16.340	=	88.018	SQM
5	=	1	X	2.080	X	0.590	=	1.227	SQM
6	=	1	X	2.075	X	12.445	=	37.024	SQM
7	=	1	X	1.675	X	1.145	=	1.918	SQM
8	=	1	X	0.600	X	1.140	=	0.684	SQM
9	=	1	X	3.250	X	12.245	=	39.796	SQM
10	=	1	X	4.230	X	5.400	=	22.842	SQM
11	=	1	X	7.545	X	18.045	=	136.172	SQM
12	=	1	X	0.600	X	0.350	=	0.210	SQM
13	=	1	X	7.800	X	2.660	=	20.748	SQM
14	=	1	X	2.655	X	0.300	=	0.797	SQM
15	=	2	X	1.600	X	0.100	=	0.320	SQM
16	=	2	X	0.300	X	0.300	=	0.180	SQM
TOTAL AREA							=	379.946	SQM
GROSS -2 DEDUCTION AREA									
C	=	1	X	2.815	X	2.300	=	6.483	SQM
D	=	1	X	2.300	X	1.640	=	3.772	SQM
DA	=	1	X	1.680	X	1.340	=	2.613	SQM
DB	=	1	X	1.760	X	1.225	=	2.156	SQM
DC	=	1	X	1.250	X	1.600	=	2.000	SQM
E	=	1	X	0.485	X	1.300	=	0.631	SQM
E1	=	1	X	0.948	X	1.250	=	1.181	SQM
E2	=	1	X	1.240	X	1.250	=	1.550	SQM
F	=	1	X	2.680	X	0.850	=	2.193	SQM
G	=	2	X	2.305	X	2.310	=	10.649	SQM
H	=	1	X	2.300	X	2.310	=	5.313	SQM
I	=	1	X	0.830	X	0.750	=	0.606	SQM
J	=	1	X	1.338	X	0.730	=	0.976	SQM
K	=	1	X	2.315	X	1.460	=	3.380	SQM
L	=	1	X	0.870	X	2.800	=	2.436	SQM
M	=	1	X	1.940	X	1.140	=	2.211	SQM
N	=	1	X	2.350	X	1.140	=	2.679	SQM
N1	=	2	X	0.100	X	1.040	=	0.208	SQM
P	=	1	X	0.700	X	1.140	=	0.798	SQM
P1	=	1	X	0.418	X	0.250	=	0.104	SQM
Q	=	1	X	1.700	X	0.810	=	1.377	SQM
U	=	1	X	1.700	X	0.550	=	0.935	SQM
W	=	1	X	1.000	X	1.375	=	1.375	SQM
X	=	1	X	0.225	X	0.830	=	0.187	SQM
Y	=	1	X	0.600	X	1.375	=	0.825	SQM
Z	=	1	X	2.380	X	0.580	=	1.380	SQM
Z2	=	1	X	0.485	X	2.250	=	1.046	SQM
Z1	=	1	X	0.340	X	1.825	=	0.621	SQM
Z2	=	1	X	1.200	X	0.340	=	0.408	SQM
Z3	=	1	X	0.500	X	0.250	=	0.125	SQM
Z4	=	1	X	0.650	X	1.660	=	1.079	SQM
Z10	=	1	X	0.250	X	0.400	=	0.100	SQM
Z11	=	1	X	0.250	X	0.600	=	0.150	SQM
TOTAL AREA							=	61.107	SQM
GROSS -3 STAIRCASE DEDUCTION AREA									
ST1	=	1	X	4.660	X	3.150	=	14.679	SQM
ST2	=	1	X	0.250	X	1.200	=	0.300	SQM
ST3	=	1	X	4.218	X	2.800	=	11.802	SQM
ST4	=	1	X	1.610	X	2.940	=	4.733	SQM
TOTAL AREA							=	32.554	SQM
FAR AREA OF 34TH& 35TH FLOOR	GROSS -1				-	GROSS -2	-	GROSS -3	
	379.946					61.107		32.554	
	298.285			SQM					
BUILT-UP AREA OF 34TH& 35TH FLOOR	FAR AREA				=	GROSS -3			
	298.285				+	32.554			
	318.839				SQM				

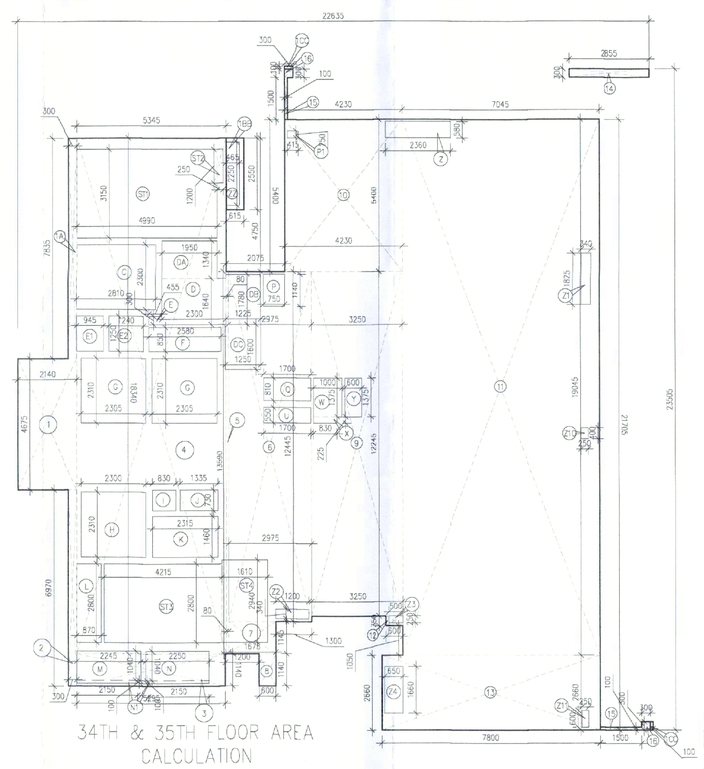

34TH & 35TH FLOOR AREA
CALCULATION
TOWER-1

JD (H) DTP (H) STP (H) (MEMBER BPAC)

ASSOCIATE ARCHITECTS

Checked and found ok for Public Health (Internal) Service only subject to comments in forwarding letter No. 21874 Dt. 17/08/2024

Superintending Engineer(HQ)
For Chief Engineer-1/II,
HSVP, Panchkula.

SANCTIONED VIDE MEMO No. 3/7991 DATED 6/8/24

PLOT NO-408 SEC-37C GURGAON(PH-9560704444)

OWNER'S SEAL & SIGNATURE

DTP (HQ) Mem. Secret. BPAC | STP Member BPAC | CTP Chairman BPAC

For Wonder City Buildcon Ltd.

Suraj Bhan
J.D.

Authorized Signatory

ARCHITECT'S SEAL & SIGNATURE

Ar. Ravinder Kumar
CA/2012/55971

JULY.-2024 | Scale : | DDTP(T) MEMBER BPAC

Drawing Title:- 34TH TO 35TH FLOOR PLAN & TERRACE FLOOR PLAN & AREA DIAGRAM

Drawing No:- T-17

TOWER-01

PROJECT:

PROPOSED BUILDING PLAN OF G.H. SITE NO.100 IN SECTOR-54(GURUGRAM)