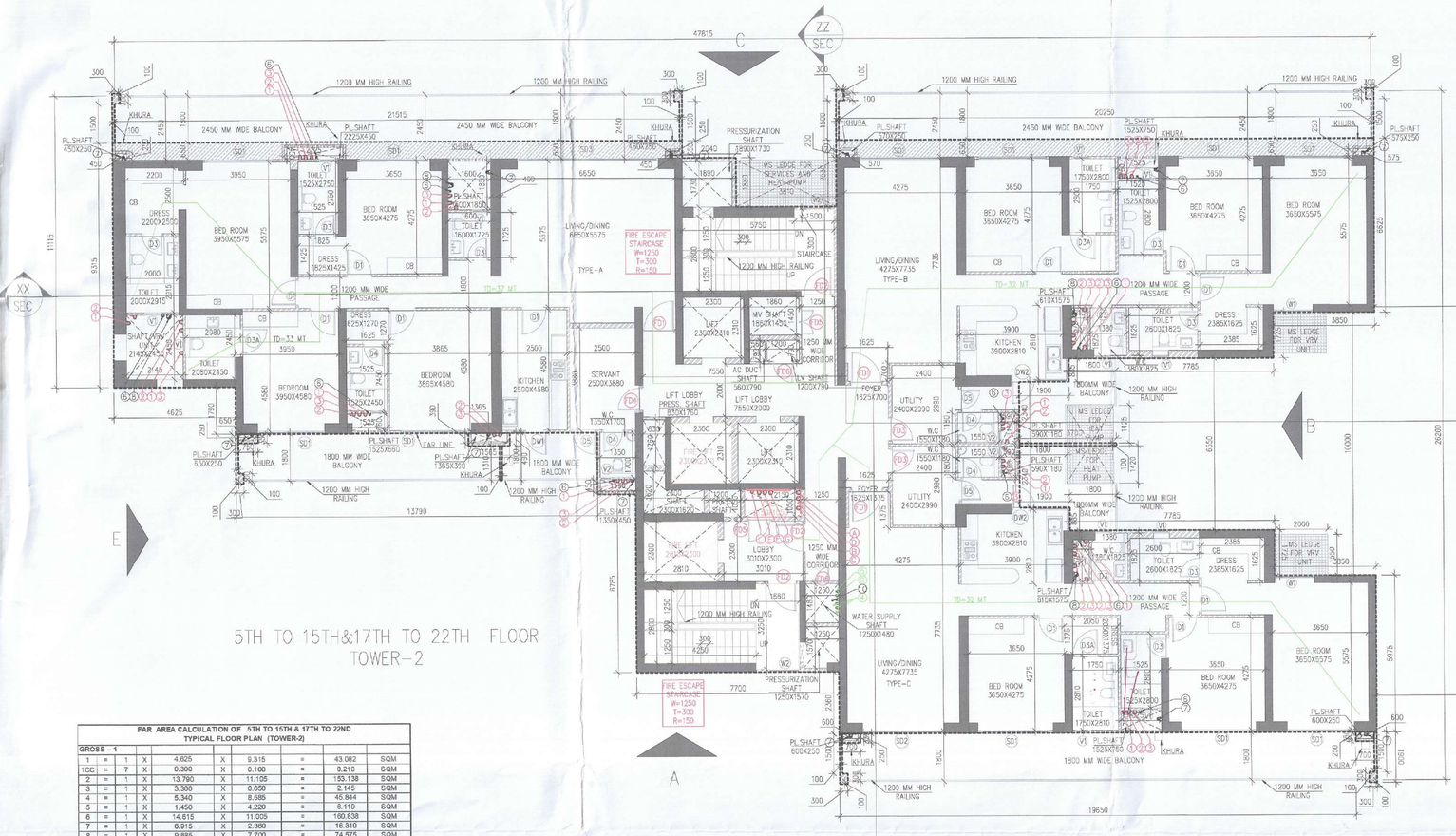

5TH TO 15TH&17TH TO 22TH FLOOR
TOWER-2

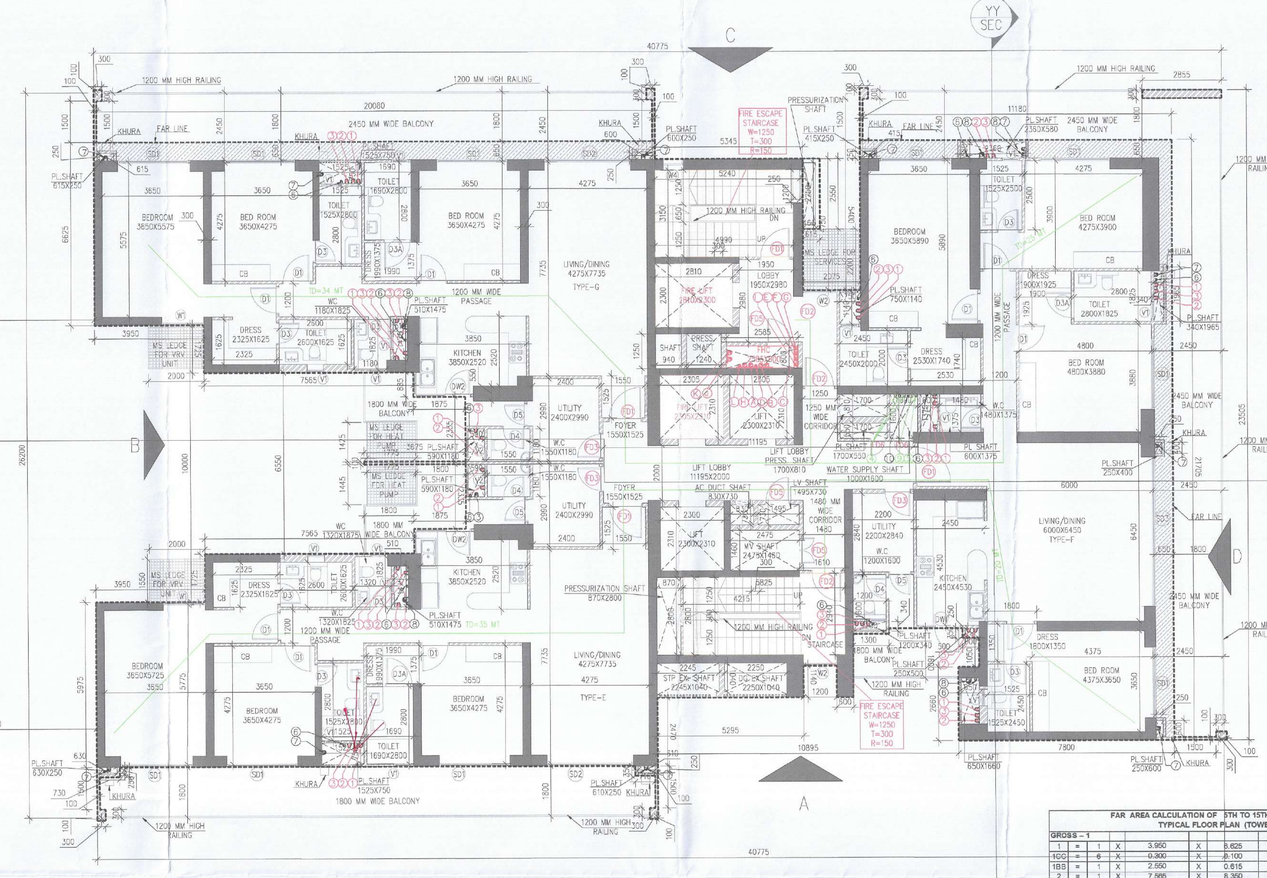

5TH TO 15TH&17TH TO 22TH FLOOR
TOWER-1

TOILET DETAIL(TYPICAL)

FAR AREA CALCULATION OF 5TH TO 15TH & 17TH TO 22ND TYPICAL FLOOR PLAN (TOWER-2)

GROSS - 1								
1	=	1	X	4.625	X	9.315	=	43.082 SQM
10G	=	7	X	0.300	X	0.100	=	0.210 SQM
2	=	1	X	13.790	X	11.106	=	153.138 SQM
3	=	1	X	3.300	X	0.650	=	2.145 SQM
4	=	1	X	6.340	X	6.686	=	42.388 SQM
5	=	1	X	1.450	X	4.220	=	6.119 SQM
6	=	1	X	14.815	X	11.225	=	166.338 SQM
7	=	1	X	6.915	X	2.360	=	16.319 SQM
8	=	1	X	9.985	X	7.730	=	74.375 SQM
9	=	1	X	3.855	X	5.975	=	23.004 SQM
10	=	1	X	1.300	X	0.885	=	1.151 SQM
11	=	1	X	12.625	X	6.705	=	84.651 SQM
12	=	1	X	8.915	X	2.530	=	22.552 SQM
13	=	1	X	2.785	X	3.350	=	9.329 SQM
14	=	1	X	3.850	X	6.625	=	25.506 SQM
15	=	1	X	3.700	X	0.100	=	0.370 SQM
16	=	1	X	0.750	X	0.350	=	0.263 SQM
18	=	1	X	1.585	X	0.490	=	0.777 SQM
19	=	1	X	0.100	X	1.310	=	0.131 SQM
20	=	2	X	0.700	X	0.350	=	0.490 SQM
21	=	7	X	1.200	X	0.100	=	1.060 SQM
22	=	7	X	0.300	X	0.300	=	0.630 SQM
TOTAL AREA							=	728.119 SQM
GROSS -2				DEDUCTION AREA				
A	=	1	X	2.225	X	0.450	=	1.001 SQM
B	=	1	X	1.800	X	1.850	=	3.960 SQM
C	=	1	X	2.145	X	2.450	=	5.255 SQM
D	=	1	X	2.855	X	0.250	=	0.713 SQM
E	=	1	X	1.525	X	0.360	=	0.549 SQM
F	=	1	X	1.325	X	0.300	=	0.398 SQM
H	=	1	X	1.365	X	0.340	=	0.632 SQM
J	=	1	X	1.860	X	1.750	=	3.270 SQM
K	=	1	X	1.300	X	2.310	=	3.313 SQM
L	=	1	X	1.860	X	1.450	=	2.697 SQM
M	=	1	X	1.560	X	0.790	=	0.442 SQM
N	=	1	X	1.200	X	0.790	=	0.948 SQM
P	=	1	X	1.850	X	1.790	=	1.481 SQM
Q	=	2	X	2.300	X	2.310	=	10.626 SQM
R	=	1	X	0.930	X	1.630	=	1.345 SQM
S	=	1	X	1.360	X	0.450	=	0.612 SQM
T	=	1	X	1.470	X	0.900	=	1.323 SQM
U	=	1	X	0.540	X	0.900	=	0.486 SQM
V	=	1	X	0.950	X	1.050	=	0.998 SQM
W	=	1	X	2.150	X	1.050	=	2.258 SQM
X	=	1	X	2.810	X	2.330	=	6.543 SQM
Y	=	1	X	3.210	X	2.300	=	6.923 SQM
Z	=	1	X	1.260	X	0.550	=	0.693 SQM
Z1	=	1	X	0.775	X	0.450	=	0.349 SQM
Z2	=	1	X	0.950	X	0.975	=	0.926 SQM
Z3	=	2	X	0.600	X	0.250	=	0.300 SQM
Z4	=	1	X	1.525	X	0.750	=	1.144 SQM
Z5	=	1	X	0.910	X	1.875	=	0.961 SQM
Z6	=	2	X	0.590	X	1.180	=	1.392 SQM
Z7	=	1	X	0.910	X	1.375	=	0.961 SQM
Z8	=	1	X	1.525	X	0.750	=	1.144 SQM
Z9	=	1	X	0.575	X	0.250	=	0.144 SQM
Z10	=	1	X	0.570	X	0.250	=	0.143 SQM
Z11	=	2	X	0.450	X	0.250	=	0.225 SQM
Z12	=	1	X	1.250	X	1.480	=	1.850 SQM
TOTAL AREA							=	65.935 SQM
GROSS -3 (STAIRCASE DEDUCTION AREA)								
ST1	=	1	X	5.750	X	2.850	=	16.102 SQM
ST2	=	1	X	1.500	X	0.300	=	0.450 SQM
ST3	=	1	X	1.250	X	0.140	=	0.175 SQM
ST4	=	1	X	4.250	X	2.800	=	11.900 SQM
ST5	=	1	X	1.860	X	3.250	=	6.045 SQM
TOTAL AREA							=	34.020 SQM

FAR AREA OF TYPICAL FLOOR	GROSS -1	-	GROSS -2	-	GROSS -3	
	728.119	-	65.935	-	34.020	
	628.164	SQM				
BUILT-UP AREA OF TYPICAL FLOOR	FAR AREA	+	GROSS -3			
	628.164	+	34.020			
	662.184	SQM				

TOWER -2 TYPICAL FLOOR			
TYPICAL FLOOR	FLOOR LEVEL	UNITS	S.ROOM
5th FLOOR	LVL =+24800	3	1
6th FLOOR	LVL =+28200	3	1
7th FLOOR	LVL =+31600	3	1
8th FLOOR	LVL =+35000	3	1
9th FLOOR	LVL =+38400	3	1
10th FLOOR	LVL =+41800	3	1
11th FLOOR	LVL =+45200	3	1
12th FLOOR	LVL =+48600	3	1
13th FLOOR	LVL =+52000	3	1
14th FLOOR	LVL =+55400	3	1
15th FLOOR	LVL =+58800	3	1
17th FLOOR	LVL =+65600	3	1
18th FLOOR	LVL =+69000	3	1
19th FLOOR	LVL =+72400	3	1
20TH FLOOR	LVL =+75800	3	1
21st FLOOR	LVL =+79200	3	1
22nd FLOOR	LVL =+82600	3	1
TOTAL	UNITS =	51	17

DOOR WINDOW SCHEDULE

NO.	SIZE (mm)	SILL LEVEL (mm)	LINTEL LEVEL (mm)	LOCATION	
FD1	1200 X 2400	00	2400	UNIT ENTRANCE	2HR
FD2	1100 X 2400	00	2400	STAIRCASE / FIRE TOWER	2HR
FD3	1000 X 2400	00	2400	HOME OFFICE/ STUDY/ S.ROOM	2HR
FD4	1000 X 2300	100	2400	M/ SHAFT	2HR
FD5	900 X 2300	100	2400	LV SHAFT/HVAC SHAFT	2HR
FD6	800 X 2300	100	2400	PLUMBING/ AC DUCT SHAFT	2HR
D1	1000 X 2400	00	2400	BEDROOMS, KITCHEN	
D2	900 X 2400	00	2400	HOME OFFICE/ STUDY/ S.ROOM	
D3	800 X 2400	00	2400	TOILETS	
D3A	700 X 2400	00	2400	ELDERLY FRIENDLY TOILETS	
D4	800 X 2400	00	2400	TOILETS OF HOME OFFICE/ STUDY/ S.ROOM	
D5	800 X 2400	00	2400	HOME OFFICE/ STUDY/ S.ROOM	
DW1	(900 X 2100)+(900X1300)	00	2500	KITCHEN	
DW2	(900 X 2100)+(2023X1300)	00	2500	KITCHEN	
WINDOW SCHEDULE					
SD1	2550 X 2500	00	2500	BEDROOM 1, BEDROOM 2, Jr. M.BEDROOM, M.BEDROOM	
SD2	3100 X 2500	00	2500	LIVING ROOM	
SD3	5400 X 2500	00	2500	LIVING DINING ROOM	
W1	1500 X 1450	1050	2500	MASTER BEDROOM	
W2	1200 X 2050	450	2500	STAIRCASE	
W3	1000 X 2050	450	2500	LIFT LOBBY	
W4	700 X 2050	450	2500	STAIRCASE	
VENTILATOR SCHEDULE					
V1	600 X 2050	450	2500	TOILETS & POWDER ROOM	
V2	450 X 2050	450	2500	TOILET OF HOME OFFICE/ STUDY/ S.ROOM	

TOWER -1 TYPICAL FLOOR		
TYPICAL FLOOR	FLOOR LEVEL	UNITS
5th FLOOR	LVL =+24800	3
6th FLOOR	LVL =+28200	3
7th FLOOR	LVL =+31600	3
8th FLOOR	LVL =+35000	3
9th FLOOR	LVL =+38400	3
10th FLOOR	LVL =+41800	3
11th FLOOR	LVL =+45200	3
12th FLOOR	LVL =+48600	3
13th FLOOR	LVL =+52000	3
14th FLOOR	LVL =+55400	3
15th FLOOR	LVL =+58800	3
17th FLOOR	LVL =+65600	3
18th FLOOR	LVL =+69000	3
19th FLOOR	LVL =+72400	3
20TH FLOOR	LVL =+75800	3
21st FLOOR	LVL =+79200	3
22nd FLOOR	LVL =+82600	3
TOTAL UNITS =		51

FAR AREA CALCULATION OF 5TH TO 15TH & 17TH TO 22ND TYPICAL FLOOR PLAN (TOWER-1)

GROSS - 1								
1	=	5	X	3.950	X	8.825	=	26.169 SQM
6G	=	4	X	0.300	X	0.100	=	0.120 SQM
1B3	=	1	X	2.550	X	0.615	=	1.569 SQM
2	=	1	X	7.965	X	8.365	=	66.646 SQM
3	=	1	X	8.765	X	9.240	=	80.969 SQM
4	=	1	X	6.890	X	13.300	=	91.620 SQM
5	=	1	X	1.875	X	8.590	=	16.106 SQM
6	=	1	X	7.985	X	7.730	=	61.731 SQM
7	=	1	X	3.950	X	5.975	=	23.601 SQM
8	=	1	X	3.875	X	0.100	=	0.388 SQM
9	=	1	X	6.345	X	15.340	=	96.027 SQM
9A	=	1	X	5.295	X	1.140	=	6.035 SQM
10	=	1	X	1.675	X	1.145	=	1.918 SQM
11	=	1	X	0.830	X	1.140	=	0.864 SQM
12	=	1	X	2.375	X	12.445	=	31.537 SQM
12a	=	1	X	0.080	X	13.530	=	1.067 SQM
13	=	1	X	3.250	X	12.245	=	39.796 SQM
14	=	1	X	4.230	X	5.400	=	22.842 SQM
15	=	3	X	7.045	X	19.040	=	134.172 SQM
16	=	1	X	0.600	X	0.350	=	0.210 SQM
17	=	1	X	7.600	X	2.660	=	20.216 SQM
18	=	6	X	1.500	X	0.100	=	0.900 SQM
19	=	6	X	0.300	X	0.300	=	0.540 SQM
20	=	1	X	2.956	X	0.300	=	0.887 SQM
21	=	1	X	0.790	X	0.350	=	0.276 SQM
22	=	1	X	1.710	X	0.350	=	0.249 SQM
TOTAL AREA							=	727.796 SQM
GROSS -2				DEDUCTION AREA				
A	=	1	X	1.625	X	0.790	=	1.144 SQM
B	=	1	X	0.510	X	1.475	=	0.752 SQM
C	=	1	X	2.810	X	2.300	=	6.463 SQM
D	=	1	X	2.275	X	1.640	=	3.731 SQM
DA	=	1	X	1.650	X	1.340	=	2.213 SQM
DB	=	1	X	1.225	X	0.140	=	0.172 SQM
DC	=	1	X	1.250	X	3.240	=	4.050 SQM
E	=	1	X	0.460	X	0.300	=	0.138 SQM
E1	=	1	X	0.940	X	1.285	=	1.208 SQM
E2	=	1	X	1.240	X	1.250	=	1.550 SQM
F	=	1	X	2.565	X	0.800	=	2.052 SQM
G	=	2	X	2.305	X	2.310	=	10.649 SQM
H	=	1	X	2.305	X	2.310	=	5.313 SQM
I	=	1	X	0.800	X	0.750	=	0.600 SQM
J	=	1	X	1.495	X	0.750	=	1.121 SQM
K	=	1	X	2.475	X	1.460	=	3.614 SQM
L	=	1	X	0.870	X	2.820	=	2.453 SQM
M	=	1	X	2.245	X	1.040	=	2.335 SQM
M1	=	1	X	2.145	X	0.100	=	0.215 SQM
N	=	1	X	2.260	X	1.040	=	2.350 SQM
N1	=	1	X	2.155	X	0.100	=	0.216 SQM
P	=	1	X	1.525	X	1.140	=	1.739 SQM
P1	=	1	X	0.415	X	0.250	=	0.104 SQM
Q	=	1	X	1.700	X	0.810	=	1.377 SQM
U	=	1	X	1.700	X	0.550	=	0.935 SQM
W	=	1	X	1.000	X	1.375	=	1.375 SQM
X	=	1	X	0.225	X	0.830	=	0.187 SQM
Y	=	1	X	0.600	X	1.375	=	0.825 SQM
Z	=	1	X	2.360	X	0.580	=	1.369 SQM
Z2	=	1	X	0.465	X	2.250	=	1.046 SQM
Z3	=	1	X	0.340	X	1.835	=	0.624 SQM
Z5	=	1	X	1.200	X	0.340	=	0.408 SQM
Z9	=	1	X	0.500	X	0.250	=	0.125 SQM
Z4	=	1	X	0.690	X	1.660	=	1.016 SQM
Z6	=	1	X	1.525	X	0.750	=	1.144 SQM
Z8	=	1	X	0.510	X	1.475	=	0.752 SQM
Z7	=	2	X	0.590	X	1.180	=	1.392 SQM
Z9	=	1	X	0.615	X	0.350	=	0.154 SQM
Z9	=	1	X	0.000	X	0.250	=	0.150 SQM
Z10	=	1	X	0.250	X	0.400	=	0.100 SQM
Z11	=	1	X	0.250	X	0.600	=	0.150 SQM
Z12	=	1	X	0.630	X	0.250	=	0.158 SQM
Z13A	=	1	X	0.610	X	0.250	=	0.153 SQM
TOTAL AREA							=	67.126 SQM
GROSS -3 (STAIRCASE DEDUCTION AREA)								
ST1	=	1	X	4.940	X	3.180	=	15.709 SQM
ST2	=	1	X	0.250	X	1.200	=	0.300 SQM
ST3	=	1	X	4.215	X	2.930	=	11.932 SQM
ST4	=	1	X	1.610	X	2.940	=	4.733 SQM
TOTAL AREA							=	32.554 SQM

FAR AREA OF TYPICAL FLOOR	GROSS -1	-	GROSS -2	-	GROSS -3
	727.796	-	67.126	-	32.554
	628.114	SQM			
BUILT-UP AREA OF TYPICAL FLOOR	FAR AREA	+	GROSS -3		
	628.114	+	32.554		
	660.668	SQM			

PLUMBING LEGEND:-

S.NO.	DESCRIPTION	SYMBOL
1.	110 OD VERTICAL SOIL PIPE	①
2.	110 OD VERTICAL WASTE PIPE	②
3.	110 OD ANTISPYRHONE PIPE	③
4.	DOMESTIC WATER SUPPLY DOWN TAKE PIPE	④
5.	DOMESTIC WATER SUPPLY PIPE (BOOSTED)	⑤
6.	FLUSHING WATER SUPPLY DOWN TAKE PIPE	⑥
7.	90 OD BALCONY DRAIN PIPE	⑦
8.	160 OD RAIN WATER PIPE	⑧
9.	DOMESTIC WATER SUPPLY RISER PIPE	⑨
10.	FLUSHING WATER SUPPLY RISER PIPE	⑩
11.	FLOOR TRAP	FT ●
12.	FLOOR DRAIN	FD ●
13.	ACCESS DOOR	AD
14.	KHURRA FOR BALCONY DRAIN	

VRV UNIT

FAR AREA

NOTES :-

- VRV System is being provided.
- Full DG power back up is being provided.
- Toilets are mechanical ventilated.
- All lifts shall have 100% power back-up.
- All electrical installations shall be as per provision of NBC.
- Fire-fighting/safety provisions will be as per relevant NBC provisions.
- Basement area shall have mechanically ventilated as per relevant code.
- All toilets are ventilated as per Haryana Building Code 2017.
- Building has automatic sprinkler system wherever required by NBC.
- Building will be designed (structures) as per relevant I.S. codes for earthquake resistance.
- Solar panels of required capacity shall be provided on roof top as per hareda/zoning norms.
- All handicap ramps with railing.
- All fire fighting installations shall be as per provision of NBC.
- The rainwater harvesting system shall be provided as per central ground water authority norms.

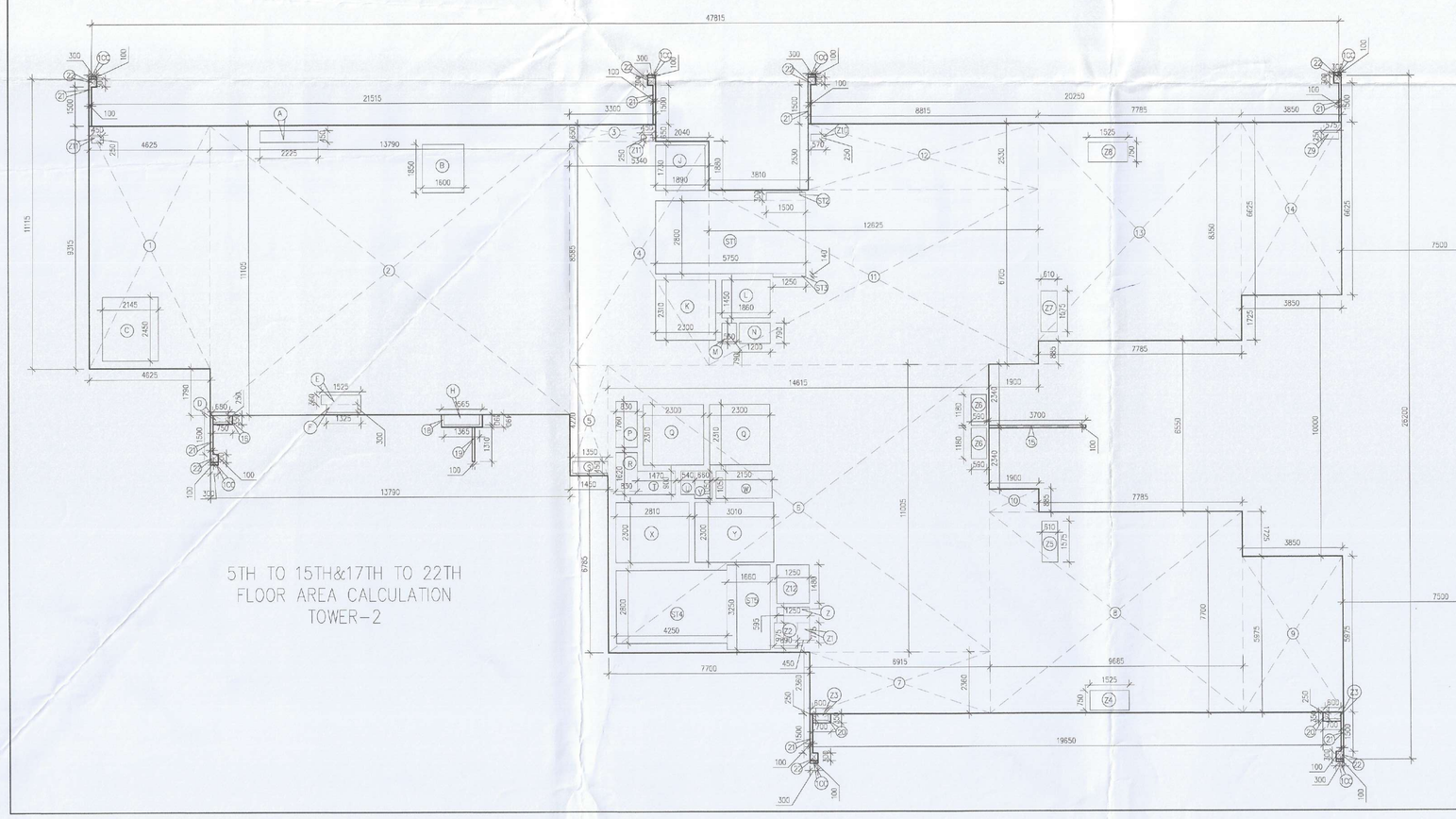

5TH TO 15TH&17TH TO 22TH
FLOOR AREA CALCULATION
TOWER-2

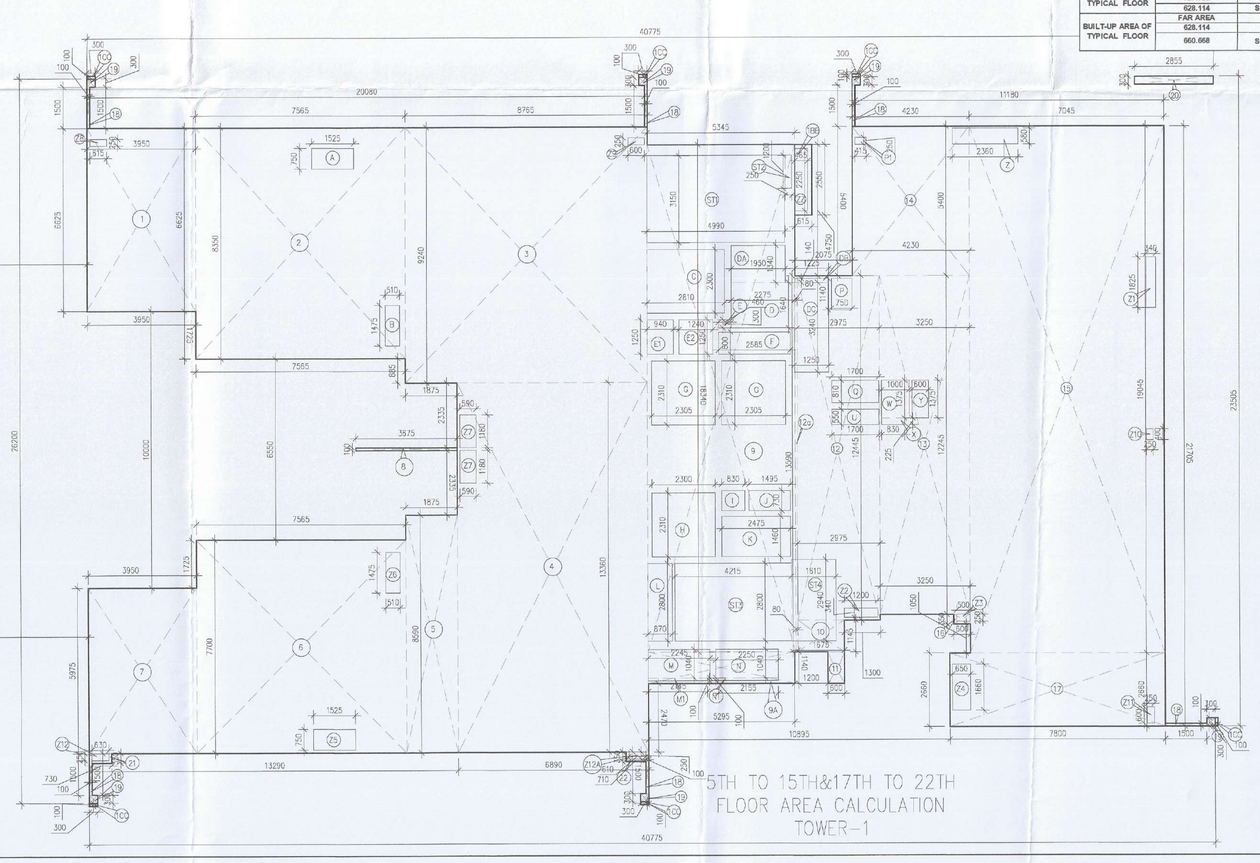

5TH TO 15TH&17TH TO 22TH
FLOOR AREA CALCULATION
TOWER-1

PROJECT:

PROPOSED BUILDING PLAN OF G.H SITE NO.100 IN SECTOR-54 (GURUGRAM)

ASSOCIATE ARCHITECTS

DTP (H) STP (H) (MEMBER) B.P.A.C.

Checked and found ok for Public Health (Internal) Service only subject to comments in forwarding letter No. 221814 Dt. 24/05/24
Superintending Engineer(HQ)
For Chief Engineer-I/II,
HSVP, Panchkula.

JD (H)

GG ASSOCIATES
PLOT NO-408 SEC-37C GURGAON (PH-9560794794)

SANCTIONED
VIDE MEMO No. 22/777 DATED 31/05/24

OWNER'S SEAL & SIGNATURE

DTP (HQ) Member Secretary BPAC

STP Member BPAC

CTP Chairman BPAC

Wonder City Buildcon Ltd.
Authorized Signatory

Surajbhan J.D.

ARCHITECT'S SEAL & SIGNATURE

Ar. Rajinder Kumar
CA/2012/55971

JULY.-2024

Scale : DTP (T) MEMBER BPAC

Drawing Title:- 5TH TO 15TH&17TH TO 22TH FLOOR PLAN & AREA DIAGRAM

Drawing No:- T-10

TOWER-01 & 02