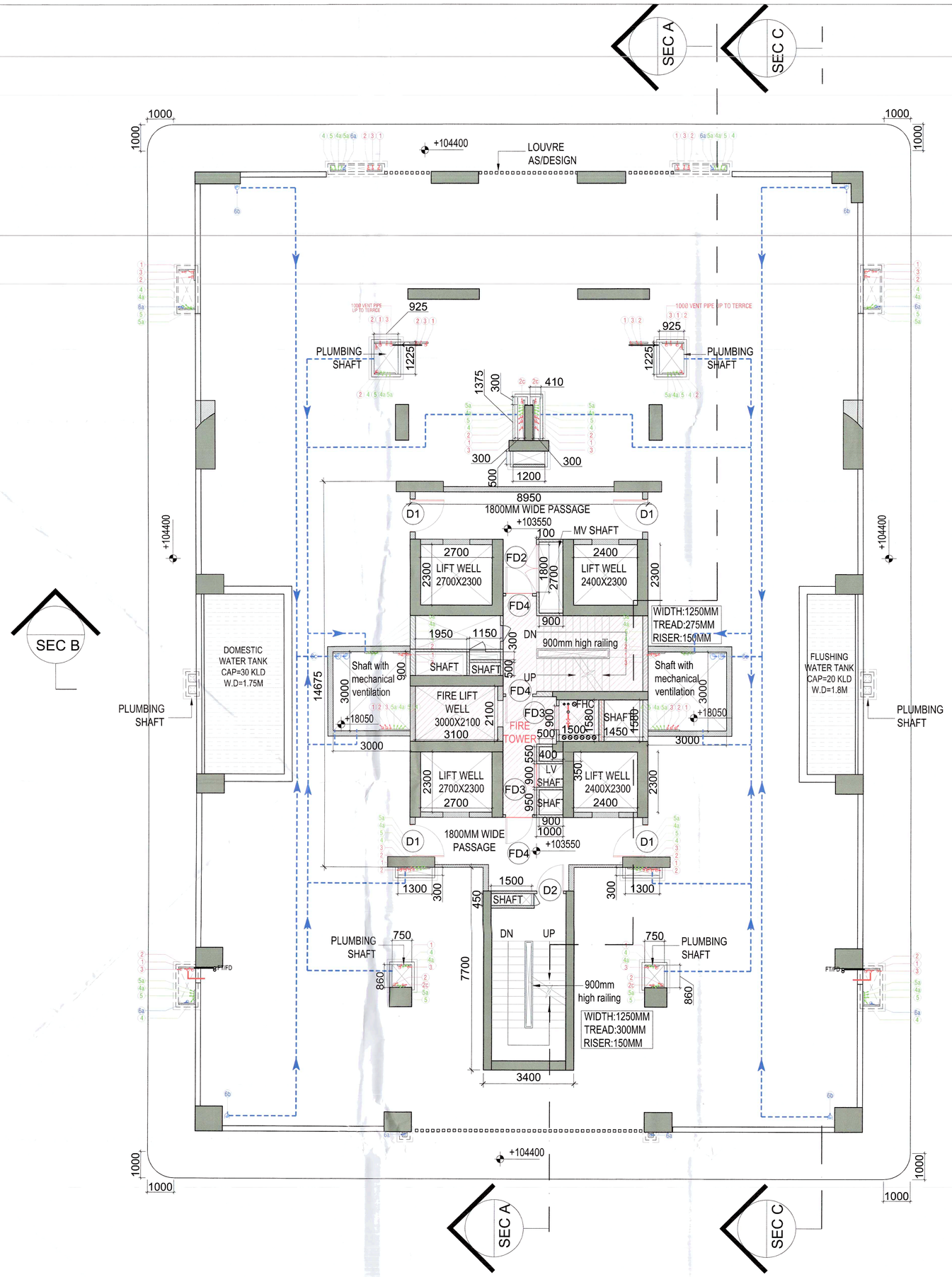

1 SERVICE FLOOR PLAN (+103550 mm)
1:75

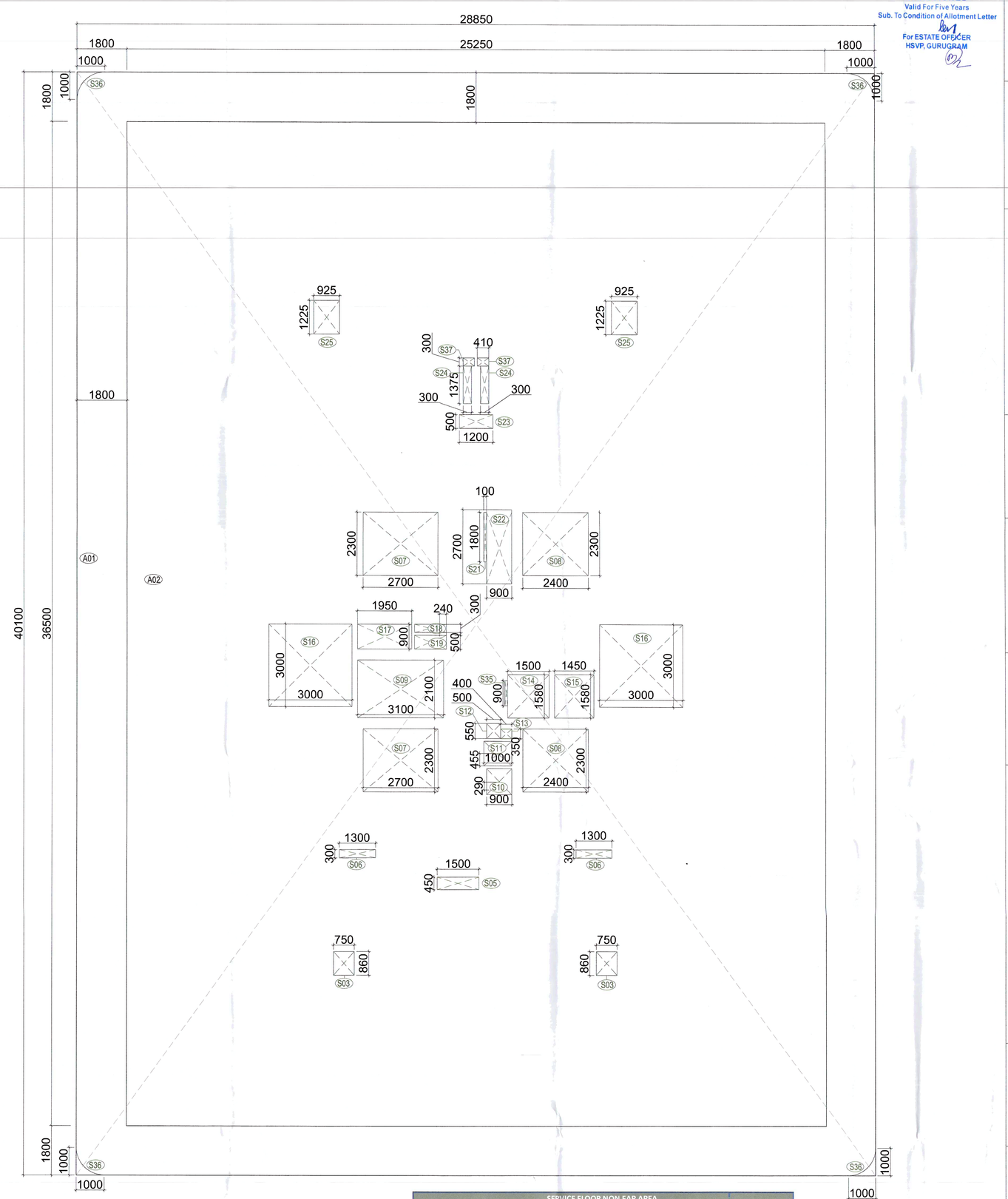

2 SERVICE FLOOR AREA DIAGRAM
1:75

LEGEND FOR PLUMBING:-	
1	100Ø SOIL & VENT PIPE
1a	150Ø SOIL & VENT PIPE
1b	200Ø SOIL & VENT PIPE
2	100Ø WASTE & VENT PIPE
2a	150Ø WASTE & VENT PIPE
2b	200Ø WASTE & VENT PIPE
2c	75Ø WASTE & VENT PIPE
3	75Ø ANTI-SYPHONAGE PIPE
4	DOMESTIC WATER SUPPLY MAIN PIPE
4a	DOMESTIC WATER SUPPLY BRANCH PIPE
5	FLUSHING WATER SUPPLY MAIN PIPE
5a	FLUSHING WATER SUPPLY BRANCH PIPE
6	75Ø RAIN WATER PIPE
6a	100Ø RAIN WATER PIPE
6b	150Ø RAIN WATER PIPE
6c	200Ø RAIN WATER PIPE
7	DOMESTIC WATER TANK FILLING PIPE
8	FLUSHING WATER TANK FILLING PIPE

SERVICE FLOOR NON FAR AREA						
Additions						
Description		**Length (mm)**	**Breadth (mm)**	**Area (sqm)**	**No. of repetitions**	**Total Area (sqm)**
Area of rectangle	A01	28850	40100	1156.885	2	2313.770
Total of all Additions 'A'						**2313.770**
Balcony Area						
Description		**Length (mm)**	**Breadth (mm)**	**Area (sqm)**	**No. of repetitions**	**Total Area (sqm)**
Area of rectangle	A02	25250	36500	921.625	2	1843.250
Area of shape	S36	1000	1000	0.214	8	1.712
Total of all Additions 'A'						**1844.962**
Total Balcony Area						**468.808**
Deductions						
Description		**Length (mm)**	**Breadth (mm)**	**Area (sqm)**	**No. of figures**	**Total Area (sqm)**
Area of rectangle	S03	750	860	0.645	4	2.580
Area of rectangle	S05	1500	450	0.675	2	1.350
Area of rectangle	S06	1300	300	0.390	4	1.560
Area of rectangle	S07	2700	2300	6.210	4	24.840
Area of rectangle	S08	2400	2300	5.520	4	22.080
Area of rectangle	S09	3100	2100	6.510	2	13.020
Area of rectangle	S10	900	950	0.855	2	1.710
Area of rectangle	S11	1000	900	0.900	2	1.800
Area of rectangle	S12	500	550	0.275	2	0.550
Area of rectangle	S13	400	350	0.140	2	0.280
Area of rectangle	S14	1500	1580	2.370	2	4.740
Area of rectangle	S15	1450	1580	2.291	2	4.582
Area of rectangle	S16	3000	3000	9.000	4	36.000
Area of rectangle	S17	1950	900	1.755	2	3.510
Area of rectangle	S18	1150	300	0.345	2	0.690
Area of rectangle	S19	1150	500	0.575	2	1.150
Area of rectangle	S21	100	1800	0.180	2	0.360
Area of rectangle	S22	900	2700	2.430	2	4.860
Area of rectangle	S23	1200	500	0.600	2	1.200
Area of rectangle	S24	300	1375	0.413	4	1.650
Area of rectangle	S25	925	1225	1.133	4	4.533
Area of rectangle	S35	100	900	0.090	2	0.180
Area of rectangle	S37	410	300	0.123	4	0.492
Total of all Deductions 'B'						**133.717**
TOTAL NON FAR AREA = A-B						**1711.246**

DOORS & WINDOWS SCHEDULE				
DOORS				
TAG	**WIDTH**	**HEIGHT**	**LINTEL**	**SILL**
D1	1200	2450	2450	0
D2	1000	2450	2450	0
Lift Door	900	2450	2450	0
FIRE DOORS				
TAG	**WIDTH**	**HEIGHT**	**LINTEL**	**SILL**
FD2	1800	2450	2450	0
FD3	900	2450	2450	0
FD4	1200	2450	2450	0

SANCTIONED
Valid For Five Years
Sub. To Condition of Allotment Letter
For ESTATE OFFICER
HSVP, GURUGRAM

DRAWING NO: S-16A

CHAIRMAN
Building Plan Committee
Group Housing Socities
HSVP Distt. Gurugram
E.O. HSVP | DSVP | S.T.P. HSVP
G U R U G R A M

SUBMISSION DRAWINGS
FOR APPROVAL AND STAMPING

NOTES:

1. All fixture provided in toilets are as per N.B.C.
2. Basement will be mechanically ventilated.
3. All spaces (parking basement, services basement etc.) Will be artificially lit.
4. Standby generating capacity will be provided for the electrical requirement of the total scheme. This therefore includes standby generation for all common services, fire services, lifts etc. And also the entire electrical load for the ventilation.
5. Fire safety measures as per NBC includes smoke detector, heat detector, sprinkler spacing in compliance with code.
6. All external walls are 100mm and all internal walls are 100mm thick. (Valid for all drawings)
7. Common area shall be artificially lit and mechanically ventilated
8. Staircase railing shall be 900mm high

ARCHITECT

MORPHOGENESIS
41, Industrial Estate, Okhla Phase - III,
New Delhi 110020
TEL: 91 11 41828070
E Mail: studio@morphogenesis.org

CONSULTING STRUCTURAL ENGINEER

VINTECH CONCULTANTS
Address: C-35, Pamposh Enclave, Greater Kailash – I, New Delhi – 110 048.
Ph.: +91 11 43141516, 26296765, 26296766
E-mail: vintech@vintechconsultants.com
vjain@vintechconsultants.com

CONSULTING MEP

SNC
Sunil Nayyar Consultants
206, 2nd Floor, Time Center, Golf Course Road, Sector-54
Gurgaon, Haryana (India) - 122002
sngurgaon@snc.co.in

KEY PLAN

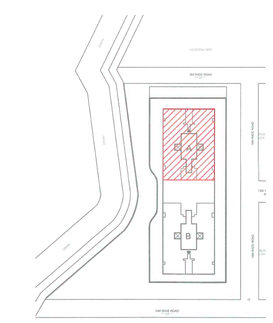

PROJECT

Proposed Building Plan of GH Site no. 13 in Sector-56, Urban Estate Gurgaon II under HSVP TOD Policy (Under mix land use).

DEVELOPER
JHS Estate Private Limited.

DEVELOPER'S SIGNATURE :

For JHS ESTATE PRIVATE LIMITED
Director/Authorised Signatory

AUTHORIZED SIGNATORY

ARCHITECT'S SIGNATURE :

MORPHOGENESIS Ph.: 011-41828070 New Delhi-110020
KIRAN JAIN
CA/2010/49182

DRAWING NAME :

TOWER A- SERVICE FLOOR PLAN & AREA DIAGRAM
(NOTE : TOWER B IS SAME AS TOWER A , BUT MIRRORED)

SCALE	1:75	N
DATE	07.06.2024	