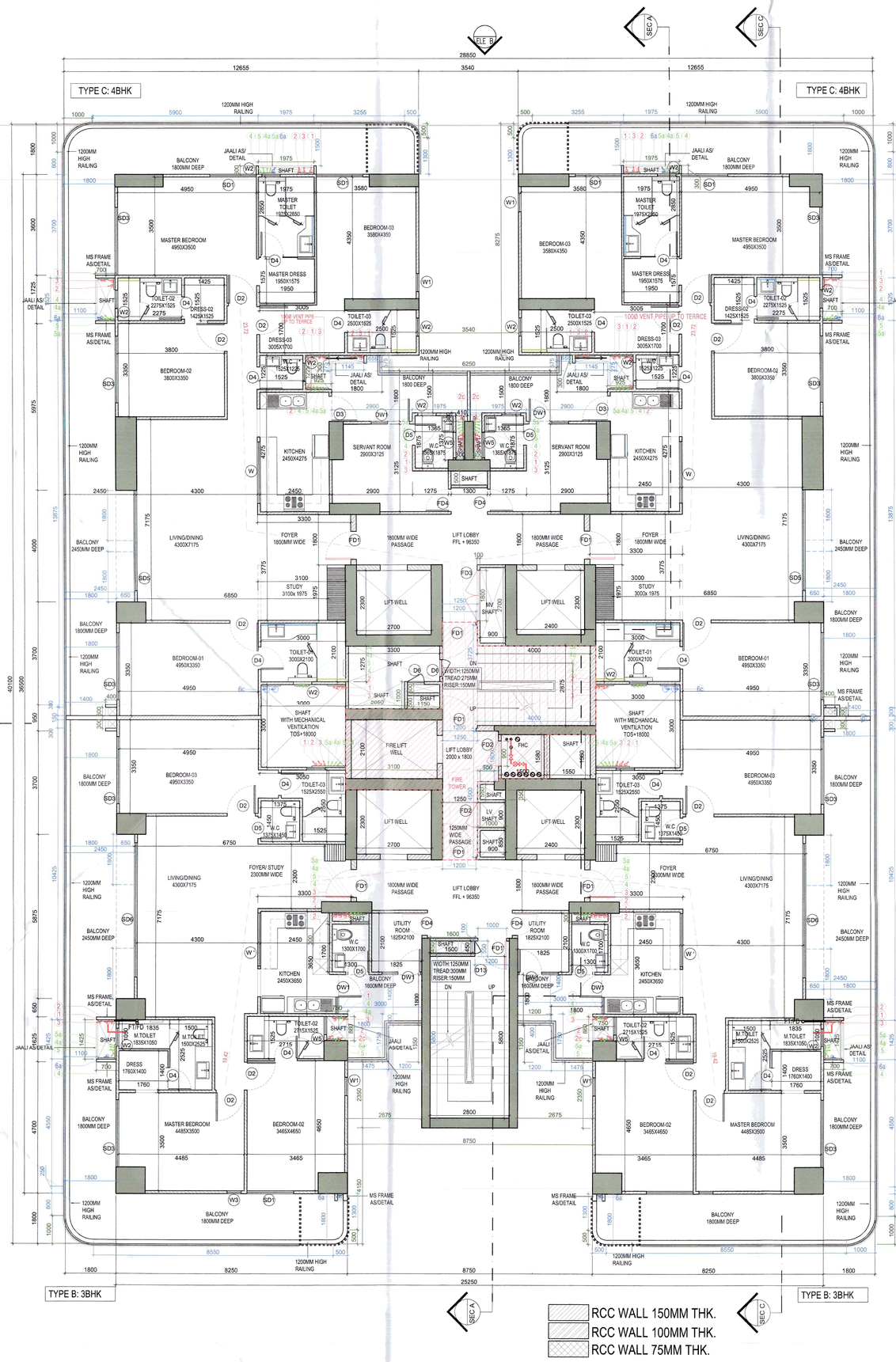

RCC WALL 150MM THK.
RCC WALL 100MM THK.
RCC WALL 75MM THK.

1 TOWER A- TYPICAL FLOOR PLAN (6TH-14TH, 16TH-23RD)
1:75

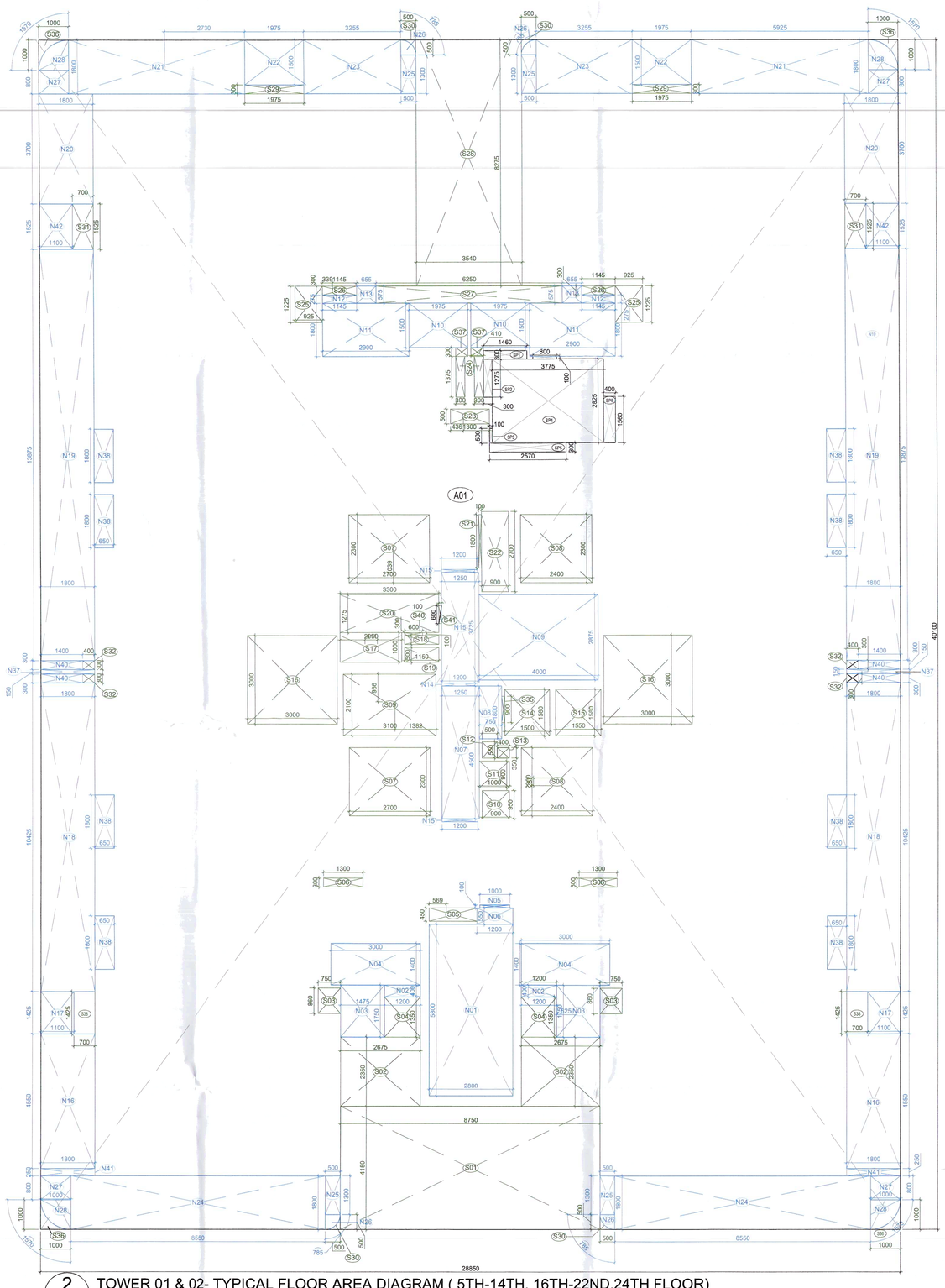

2 TOWER 01 & 02- TYPICAL FLOOR AREA DIAGRAM (5TH-14TH, 16TH-22ND,24TH FLOOR)
1:75

FLOOR		LEVEL
6TH FLOOR	+	27950
7TH FLOOR	+	31550
8TH FLOOR	+	35150
9TH FLOOR	+	38750
10th FLOOR	+	42350
11th FLOOR	+	45950
12th FLOOR	+	49550
13th FLOOR	+	53150
14th FLOOR	+	56750
16th FLOOR	+	63950
17th FLOOR	+	67550
18th FLOOR	+	71150
19th FLOOR	+	74750
20th FLOOR	+	78350
21st FLOOR	+	81950
22nd FLOOR	+	85550
23rd FLOOR	+	89150

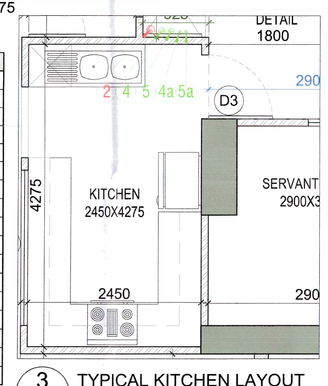

3 TYPICAL KITCHEN LAYOUT
1:35

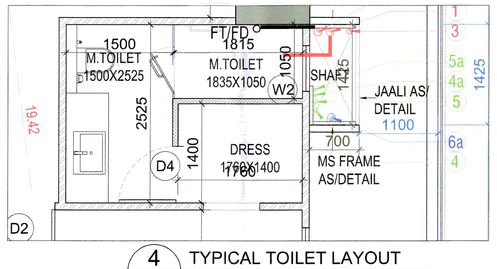

4 TYPICAL TOILET LAYOUT
1:35

LEGEND FOR PLUMBING:-	
1	100Ø SOIL & VENT PIPE
1a	150Ø SOIL & VENT PIPE
1b	200Ø SOIL & VENT PIPE
2	100Ø WASTE & VENT PIPE
2a	150Ø WASTE & VENT PIPE
2b	200Ø WASTE & VENT PIPE
2c	75Ø WASTE & VENT PIPE
3	75Ø ANTI-SYPHONAGE PIPE
4	DOMESTIC WATER SUPPLY MAIN PIPE
4a	DOMESTIC WATER SUPPLY BRANCH PIPE
5	FLUSHING WATER SUPPLY MAIN PIPE
5a	FLUSHING WATER SUPPLY BRANCH PIPE
6	75Ø RAIN WATER PIPE
6a	100Ø RAIN WATER PIPE
6b	150Ø RAIN WATER PIPE
6c	200Ø RAIN WATER PIPE
7	DOMESTIC WATER TANK FILLING PIPE
8	FLUSHING WATER TANK FILLING PIPE

TYPICAL FLOOR FAR AREA

Additions

Description		Length (mm)	Breadth (mm)	Area (sqm)	No. of repetitions	Total Area (sqm)
Area of rectangle	A01	28850	40100	1156.885	1	1156.885
Total of all Additions 'A'						**1156.885**

Deductions

Description		Length (mm)	Breadth (mm)	Area (sqm)	No. of figures	Total Area (sqm)
Area of rectangle	S01	8750	4150	36.313	1	36.313
Area of rectangle	S02	2675	2350	6.286	2	12.573
Area of rectangle	S03	750	860	0.645	2	1.290
Area of rectangle	S04	1200	1350	1.620	2	3.240
Area of rectangle	S05	1600	450	0.720	1	0.720
Area of rectangle	S06	1300	300	0.390	2	0.780
Area of rectangle	S07	2700	2300	6.210	2	12.420
Area of rectangle	S08	2400	2300	5.520	2	11.040
Area of rectangle	S09	3100	2100	6.510	1	6.510
Area of rectangle	S10	900	950	0.855	1	0.855
Area of rectangle	S11	1000	900	0.900	1	0.900
Area of rectangle	S12	500	550	0.275	1	0.275
Area of rectangle	S13	400	350	0.140	1	0.140
Area of rectangle	S14	1500	1580	2.370	1	2.370
Area of rectangle	S15	1550	1580	2.449	1	2.449
Area of rectangle	S16	3000	3000	9.000	2	18.000
Area of rectangle	S17	2050	1000	2.050	1	2.050
Area of rectangle	S18	300	1150	0.345	1	0.345
Area of rectangle	S19	500	1150	0.575	1	0.575
Area of rectangle	S20	3300	1275	4.208	1	4.208
Area of rectangle	S21	100	1800	0.180	1	0.180
Area of rectangle	S22	900	2700	2.430	1	2.430
Area of rectangle	S23	1300	500	0.650	1	0.650
Area of rectangle	S24	300	1375	0.413	2	0.825
Area of rectangle	S25	925	1225	1.133	2	2.266
Area of rectangle	S26	1145	300	0.344	2	0.687
Area of rectangle	S27	6250	575	3.594	1	3.594
Area of rectangle	S28	3540	8275	29.294	1	29.294
Area of rectangle	S29	1975	300	0.593	2	1.185
Area of pline	S30			0.053	4	0.212
Area of rectangle	S31	700	1525	1.068	2	2.135
Area of rectangle	S32	400	300	0.120	4	0.480
Area of rectangle	S35	100	900	0.090	1	0.090
Area of pline	S36			0.214	4	0.856
Area of rectangle	S37	410	300	0.123	2	0.246
Area of rectangle	S38	700	1425	0.998	2	1.995
Area of rectangle	S40	100	600	0.060	1	0.060
Area of rectangle	S41	100	600	0.060	1	0.060
Total of all Deductions 'B'						**164.296**
TOTAL AREA = A-B						**992.589**

TYPICAL FLOOR NON FAR AREA

Additions

TOWER AREA

Description		Length (mm)	Breadth (mm)	Area (sqm)	No. of figures	Total Area (sqm)
Area of rectangle	N01	2800	5800	16.240	1	16.240
Area of rectangle	N02	1200	400	0.480	2	0.960
Area of rectangle	N03	1475	1750	2.581	2	5.163
Area of rectangle	N04	3000	1400	4.200	2	8.400
Area of rectangle	N05	1000	100	0.100	1	0.100
Area of rectangle	N06	1200	550	0.660	1	0.660
Area of rectangle	N07	1250	4500	5.625	1	5.625
Area of rectangle	N08	750	1800	1.350	1	1.350
Area of rectangle	N09	4000	2875	11.500	1	11.500
Area of rectangle	N14	1200	100	0.120	1	0.120
Area of rectangle	N15	1250	3725	4.656	1	4.656
Area of rectangle	N15'	1200	100	0.120	2	0.240
Total of all Additions 'C'						**55.014**

BALCONY AREA

Description		Length (mm)	Breadth (mm)	Area (sqm)	No. of figures	Total Area (sqm)
Area of rectangle	N10	1975	1500	2.963	2	5.925
Area of rectangle	N11	2900	1800	5.220	2	10.440
Area of rectangle	N12	1145	275	0.315	2	0.630
Area of rectangle	N13	655	575	0.377	2	0.753
Area of rectangle	N16	1800	4550	8.190	2	16.380
Area of rectangle	N17	1100	1425	1.568	2	3.135
Area of rectangle	N18	1800	10425	18.765	2	37.530
Area of rectangle	N19	1800	13875	24.975	2	49.950
Area of rectangle	N20	1800	3700	6.660	2	13.320
Area of rectangle	N21	5900	1800	10.620	2	21.240
Area of rectangle	N22	1975	1500	2.963	2	5.925
Area of rectangle	N23	3255	1800	5.859	2	11.718
Area of rectangle	N24	8550	1800	15.390	2	30.780
Area of rectangle	N25	500	1300	0.650	4	2.600
Area of rectangle	N26	500	500	0.196	4	0.784
Area of rectangle	N27	1000	800	0.800	4	3.200
Area of rectangle	N28	1000	1000	0.785	4	3.140
Area of rectangle	N37	1800	150	0.270	2	0.540
Area of rectangle	N38	650	1800	1.170	8	9.360
Area of rectangle	N40	1400	300	0.420	4	1.680
Area of rectangle	N41	1800	250	0.450	2	0.900
Area of rectangle	N42	1100	1525	1.678	2	3.355
Total of all Additions 'D'						**233.285**
NET NON FAR AREA= C + D						**288.299**
NET FAR AREA= Total Area - C -D						**704.290**

SERVICE PERSONNEL

Additions

Description		Length (mm)	Breadth (mm)	Area (sqm)	No. of figures	Total Area (sqm)
Area of rectangle	SP1	1460	300	0.438	1	0.438
Area of rectangle	SP2	300	1275	0.383	1	0.383
Area of rectangle	SP3	100	500	0.050	1	0.050
Area of rectangle	SP4	3775	2825	10.664	1	10.664
Area of rectangle	SP5	2570	300	0.771	1	0.771
Area of rectangle	SP6	400	1560	0.624	1	0.624
Area of rectangle	SP7	800	100	0.080	1	0.080
Total of all Additions 'E'						**13.010**

DOORS & WINDOW SCHEDULE

DOORS

Tags	Width	Height	Lintel	Sill
D1	1200	2450	2450	0
D2	1000	2450	2450	0
D3	900	2450	2450	0
D4	800	2450	2450	0
D5	750	2150	2150	0
D6	600	2050	2150	100
D12	825	2450	2450	0
D13	450	2150	2450	0
Lift Door	900	2450	2450	0

FIRE DOORS

Tags	Width	Height	Lintel	Sill
FD1	1200	2450	2450	0
FD1'	1000	2450	2450	0
FD2	900	2050	2150	100
FD3	1800	2350	2450	100
FD4	800	2350	2450	100

SLIDING DOORS

Tags	Width	Height	Lintel	Sill
SD1	1650	2750	2750	0
SD2	1800	2750	2750	0
SD3	2400	2750	2750	0
SD4	2700	2750	2750	0
SD5	3590	2750	2750	0
SD6	5100	2750	2750	0

WINDOW/ VENTILATOR

Tags	Width	Height	Lintel	Sill
W1	650	1850	2750	900
W2	650	1550	2750	1200
W3	500	2650	2750	100
W4	650	950	2750	1800
W5	900	1550	2750	1200
W	2200	600	1500	900
W'	1900	600	1500	900

DOOR WINDOW

Tags	Width	Height	Lintel	Sill
DW1	1400	2750	2750	0

DRAWING NO. : S-12

SANCTIONED
Valid For Five Years
Sub. To Condition of Allotment Letter
For ESTATE OFFICER
HSVP, GURUGRAM

CHAIRMAN
Building Plan Committee
Group Housing Socities
HSVP Cum. Gurugram
HSVP HSVP S.T.P.
G U R U G R A M

NOTES:

1. All fixture provided in toilets are as per N.B.C.
2. Basement will be mechanically ventilated.
3. All spaces (parking basement, services basement etc.) Will be artificially lit.
4. Standby generating capacity will be provided for the electrical requirement of the total scheme. This therefore includes standby generation for all common services, fire services, lifts etc. And also the entire electrical load for the ventilation.
5. Fire safety measures as per NBC includes smoke detector, heat detector, sprinkler spacing in compliance with code.
6. All external walls are 100mm and all internal walls are 100mm/75mm thick in RCC. (Valid for all drawings)
7. Common wall between two units is 150mm thk. in RCC
8. Common Area shall be Artificially lit and Mechanically ventilated.
9. Railing shall be 900mm high for all Staircases.

ARCHITECT

MORPHOGENESIS
41, Industrial Estate, Okhla Phase - III,
New Delhi 110020
TEL: 91 11 41828070
E Mail: studio@morphogenesis.org

CONSULTING STRUCTURAL ENGINEER

VINTECH CONSULTANTS
Address: C-35, Pamposh Enclave, Greater Kailash – I, New Delhi – 110 048.
Ph.: +91 11 43141516, 26296765, 26296766
E-mail: vintech@vintechconsultants.com
vjain@vintechconsultants.com

CONSULTING MEP

SNC
Sunil Nayyar Consultants
206, 2nd Floor, Time Center, Golf Course Road, Sector-54
Gurgaon, Haryana (India) - 122002
sncgurgaon@snc.co.in

KEY PLAN

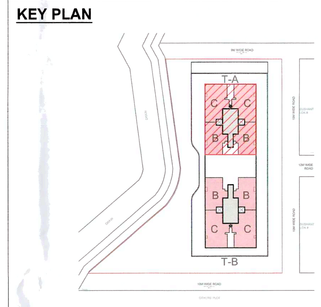

PROJECT

Proposed Building Plan of GH Site no. 13 in Sector-56, Urban Estate Gurgaon II under HSVP TOD Policy (Under mix land use).

DEVELOPER

JHS Estate Private Limited.

DEVELOPER'S SIGNATURE :

For JHS ESTATE PRIVATE LIMITED
Director/Authorised Signatory

AUTHORIZED SIGNATORY

ARCHITECT'S SIGNATURE :

MORPHOGENESIS
Reg. No. CA/91-41828070
KIRAN JAYAL
CA/91/41828

DRAWING NAME

TOWER A - TYPICAL FLOOR PLAN (6TH-14TH, 16TH-23RD FLOOR) & AREA DIAGRAM
TOWER B IS SAME AS TOWER A , BUT MIRRORED

SCALE	1:75
DATE	07.06.2024

N