SANCTIONED
Valid For Five Years
Sub. To Condition of Allotment Letter
For ESTATE OFFICER
HSVP, GURUGRAM

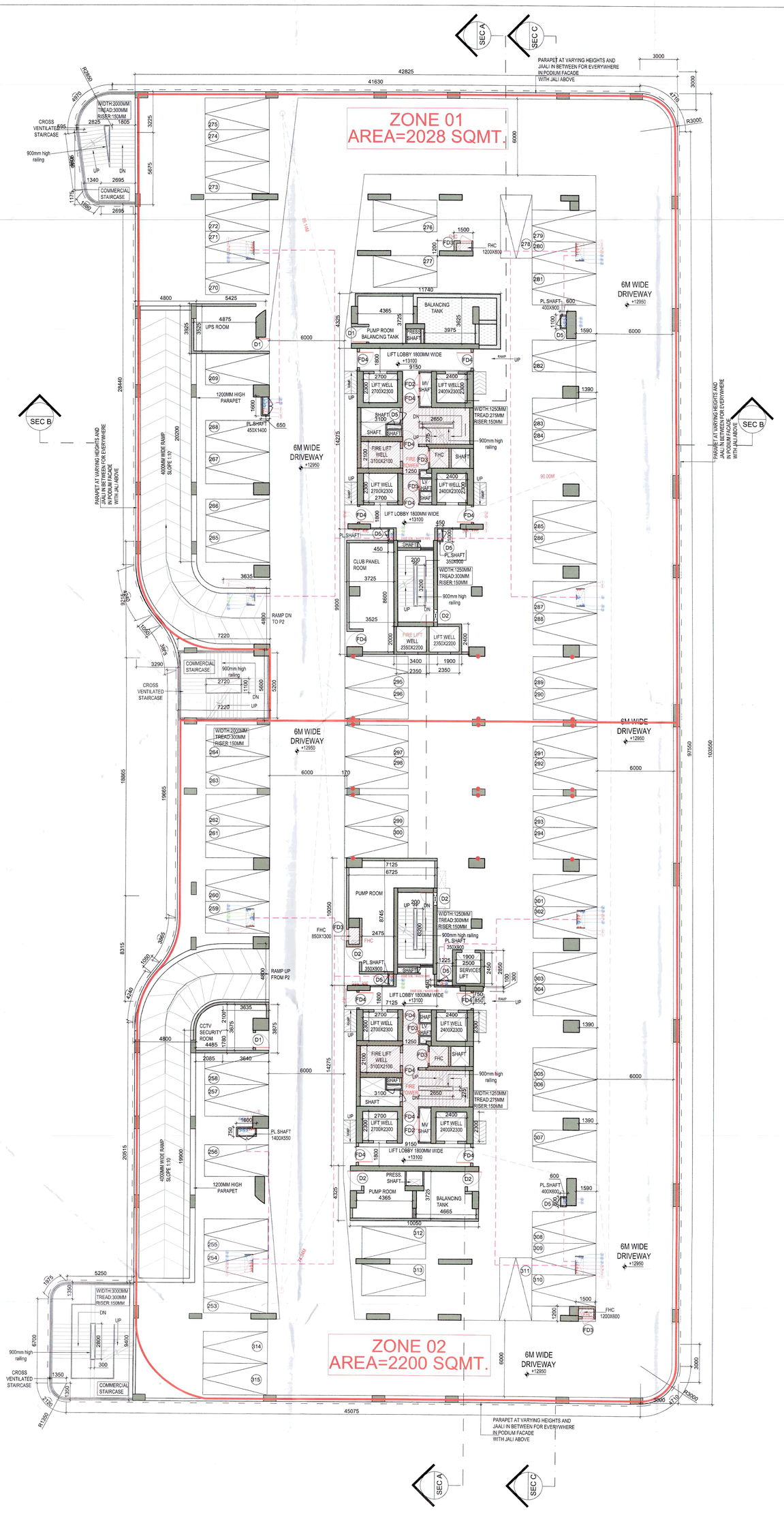

1 PODIUM 03_3RD FLOOR PLAN (+12950 mm)
1:150

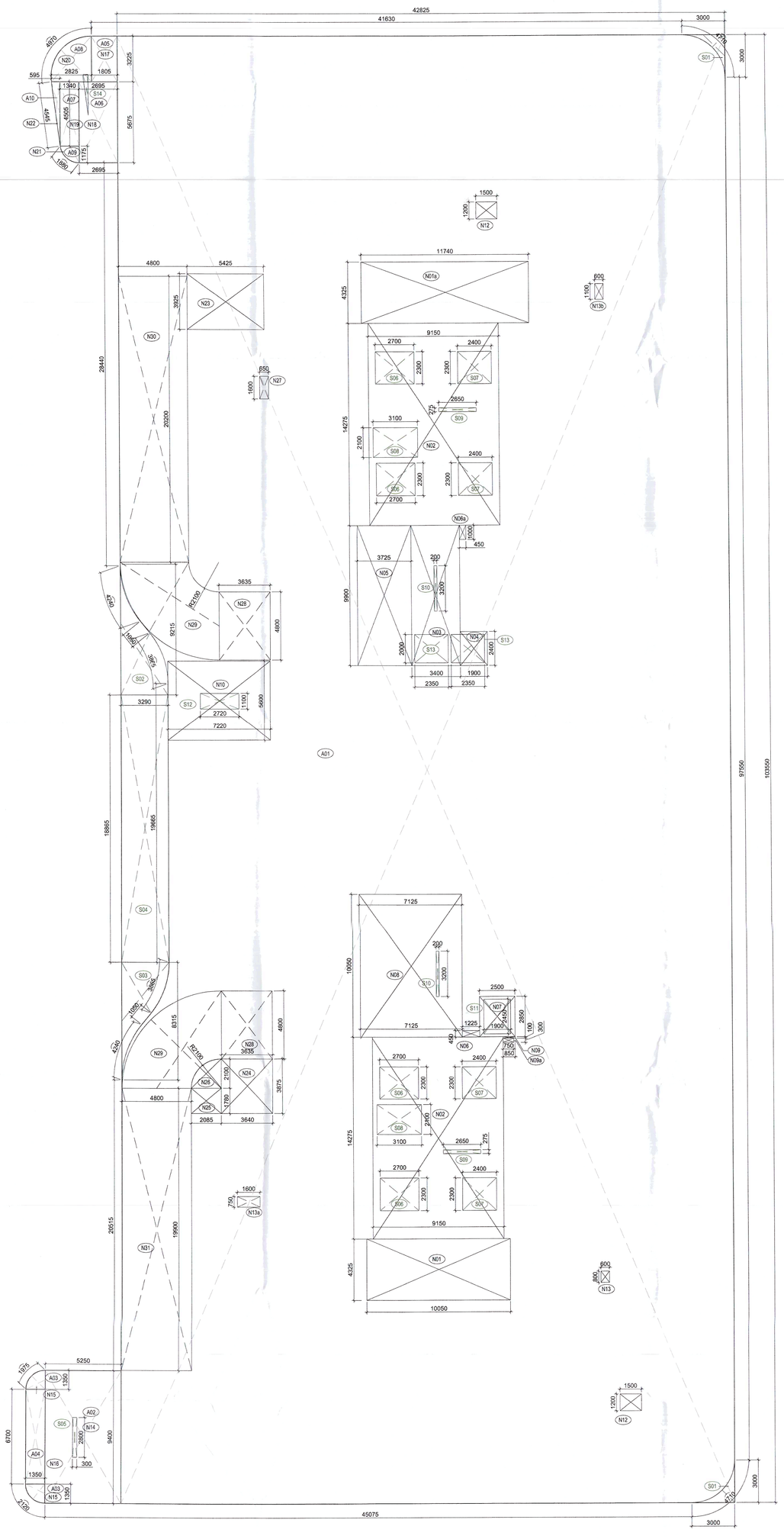

2 PODIUM 03_FLOOR AREA DIAGRAM
1:150

PODIUM-3 (3RD FLOOR)					
TOTAL NON-FAR AREA					
Additions					
Description		Length (mm)	Breadth (mm)	Area (sqm)	No. of repetitions	Total Area (sqm)
Area of rectangle	A01	42825	103550	4434.529	1	4434.529
Area of rectangle	A02	5250	9400	49.350	1	49.350
Area of shape	A03			1.430	2	2.860
Area of rectangle	A04	1350	6700	9.045	1	9.045
Area of rectangle	A05	1805	3225	5.821	1	5.821
Area of rectangle	A06	2695	5675	15.294	1	15.294
Area of rectangle	A07	1340	4505	6.037	1	6.037
Area of shape	A08			7.440	1	7.440
Area of shape	A09			1.193	1	1.193
Area of triangle	A10	595	4505	1.340	1	1.340
Total of all Additions 'A'						4532.909
Deductions						
Description		Length (mm)	Breadth (mm)	Area (sqm)	No. of figures	Total Area (sqm)
Area of shape	S01			1.909	2	3.818
Area of shape	S02			16.140	1	16.140
Area of shape	S03			13.425	1	13.425
Area of rectangle	S04	3290	18865	62.066	1	62.066
Area of rectangle	S05	300	2800	0.840	1	0.840
Area of rectangle	S06	2700	2300	6.210	4	24.840
Area of rectangle	S07	2400	2300	5.520	4	22.080
Area of rectangle	S08	3100	2100	6.510	2	13.020
Area of rectangle	S09	2650	275	0.729	2	1.458
Area of rectangle	S10	200	3200	0.640	2	1.280
Area of rectangle	S11	1900	2450	4.655	1	4.655
Area of rectangle	S12	2720	1100	2.992	1	2.992
Area of rectangle	S13	2350	2000	4.700	2	9.400
Area of shape	S14			0.532	1	0.532
Total of all Deductions 'B'						176.545
NET AREA 'C' = A-B						4356.364
TOTAL NON-FAR SERVICES AREA						
Additions						
Description		Length (mm)	Breadth (mm)	Area (sqm)	No. of figures	Total Area (sqm)
Area of rectangle	N01	10050	6325	43.466	1	43.466
Area of rectangle	N01a	11740	4325	50.776	1	50.776
Area of rectangle	N02	9150	14275	130.616	2	261.233
Area of rectangle	N03	3400	9900	33.660	1	33.660
Area of rectangle	N04	1900	2400	4.560	1	4.560
Area of rectangle	N05	3725	9900	36.878	1	36.878
Area of rectangle	N06a	450	1000	0.450	1	0.450
Area of rectangle	N06	1225	450	0.551	1	0.551
Area of rectangle	N07	2500	2850	7.125	1	7.125
Area of rectangle	N08	7125	10050	71.606	1	71.606
Area of rectangle	N09	850	100	0.085	1	0.085
Area of rectangle	N09a	750	300	0.225	1	0.225
Area of rectangle	N10	7220	5600	40.432	1	40.432
Area of rectangle	N12	1500	1200	1.800	2	3.600
Area of rectangle	N13	600	800	0.480	1	0.480
Area of rectangle	N13a	1600	750	1.200	1	1.200
Area of rectangle	N13b	600	1100	0.660	1	0.660
Area of rectangle	N14	5250	9400	49.350	1	49.350
Area of shape	N15			1.430	2	2.860
Area of rectangle	N16	1350	6700	9.045	1	9.045
Area of rectangle	N17	1805	3225	5.821	1	5.821
Area of rectangle	N18	2695	5675	15.294	1	15.294
Area of rectangle	N19	1340	4505	6.037	1	6.037
Area of shape	N20			7.440	1	7.440
Area of shape	N21			1.193	1	1.193
Area of triangle	N22	595	4505	1.340	1	1.340
Area of rectangle	N27	650	1600	1.040	1	1.040
Area of rectangle	N23	5425	3925	21.293	1	21.293
Area of rectangle	N24	3640	3875	14.105	1	14.105
Area of rectangle	N25	2085	1780	3.711	1	3.711
Area of shape	N26			3.430	1	3.430
Total of all Services Areas 'D'						698.946
TOTAL NON-FAR RAMP AREA						
Additions						
Area of rectangle	N28	3635	4800	17.448	2	34.896
Area of Shape	N29			33.929	2	67.858
Area of rectangle	N30	4800	20200	96.960	1	96.960
Area of rectangle	N31	4800	19900	95.520	1	95.520
Total of all Ramp Areas 'E'						295.234
NET ECS AREA = (A-D-E-{S01+S02+S03+S04})						3443.280
NET ECS @ 28 SQM/ECS						122.97

DOORS & WINDOWS SCHEDULE				
DOORS				
TAG	WIDTH	HEIGHT	LINTEL	SILL
D1	1200	2450	2450	0
D2	1000	2450	2450	0
D5	600	2100	2100	0
Lift Door	900	2450	2450	0
FIRE DOORS				
TAG	WIDTH	HEIGHT	LINTEL	SILL
FD2	1800	2450	2450	0
FD3	900	2450	2450	0
FD4	1200	2450	2450	0

LEGEND FOR PLUMBING:-	
1	100Ø SOIL & VENT PIPE
1a	150Ø SOIL & VENT PIPE
1b	200Ø SOIL & VENT PIPE
2	100Ø WASTE & VENT PIPE
2a	150Ø WASTE & VENT PIPE
2b	200Ø WASTE & VENT PIPE
3c	75Ø WASTE & VENT PIPE
3	75Ø ANTI-SYPHONAGE PIPE
4	DOMESTIC WATER SUPPLY MAIN PIPE
4a	DOMESTIC WATER SUPPLY BRANCH PIPE
5	FLUSHING WATER SUPPLY MAIN PIPE
5a	FLUSHING WATER SUPPLY BRANCH PIPE
6	75Ø RAIN WATER PIPE
6a	100Ø RAIN WATER PIPE
6b	150Ø RAIN WATER PIPE
6c	200Ø RAIN WATER PIPE
7	DOMESTIC WATER TANK FILLING PIPE
8	FLUSHING WATER TANK FILLING PIPE

TOTAL CAR PARKING-BASEMENT & PODIUM = 319
5% OF 319 = 16
46 E.V. CHARGING POINT PROVIDED
E.V. CHARGING POINT

PARKING SLOTS' LEGEND

PARKING SLOT:- 2.5 m X 5m

No. of Car Parks provided = 63

DRAWING NO: S-09

CHAIRMAN
Building Plan Committee
Group Housing Socities
HSVP Comp. Gurugram
HSVP HSVP S.T.P. HSVP
G U R U G R A M

SUBMISSION DRAWINGS
FOR APPROVAL AND STAMPING

NOTES:

1. All fixture provided in toilets are as per N.B.C.
2. Basement will be mechanically ventilated.
3. All spaces (parking basement, services basement etc.) Will be artificially lit.
4. Standby generating capacity will be provided for the electrical requirement of the total scheme. This therefore includes standby generation for all common services, fire services, lifts etc. And also the entire electrical load for the ventilation.
5. Fire safety measures as per NBC includes smoke detector, heat detector, sprinkler spacing in compliance with code.
6. All external walls are 100mm and all internal walls are 100mm thick. (Valid for all drawings)
7. Common area shall be artifically lit and mechanically ventilated
8. Staircase railing shall be 900mm high

ARCHITECT

MORPHOGENESIS
41, Industrial Estate, Okhla Phase - III,
New Delhi 110020
TEL: 91 11 41828070
E Mail: studio@morphogenesis.org

CONSULTING STRUCTURAL ENGINEER

VINTECH CONCULTANTS
Address: C-35, Pamposh Enclave, Greater Kailash – I, New Delhi – 110 048.
Ph.: +91 11 43141516, 26296765, 26296766
E-mail: vintech@vintechconsultants.com
vjain@vintechconsultants.com

CONSULTING MEP

SNC
Sunil Nayyar Consultants
206, 2nd Floor, Time Center, Golf Course Road, Sector-54
Gurgaon, Haryana (India) - 122002
sncgurgaon@snc.co.in

KEY PLAN

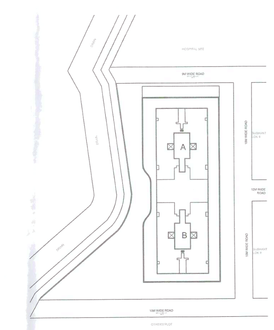

PROJECT

Proposed Building Plan of GH Site no. 13 in Sector-56, Urban Estate Gurgaon II under HSVP TOD Policy (Under mix land use).

DEVELOPER
JHS Estate Private Limited.

DEVELOPER'S SIGNATURE :

For JHS ESTATE PRIVATE LIMITED
Director/Authorised Signatory

AUTHORIZED SIGNATORY

ARCHITECT'S SIGNATURE :

MORPHOGENESIS Ph: 011-41828070 New Delhi
KIRTI VARDHAN
CA/2010/49182

DRAWING NAME :
PODIUM 03- 3RD FLOOR PLAN & AREA DIAGRAM

SCALE	1:150
DATE	18.06.2024