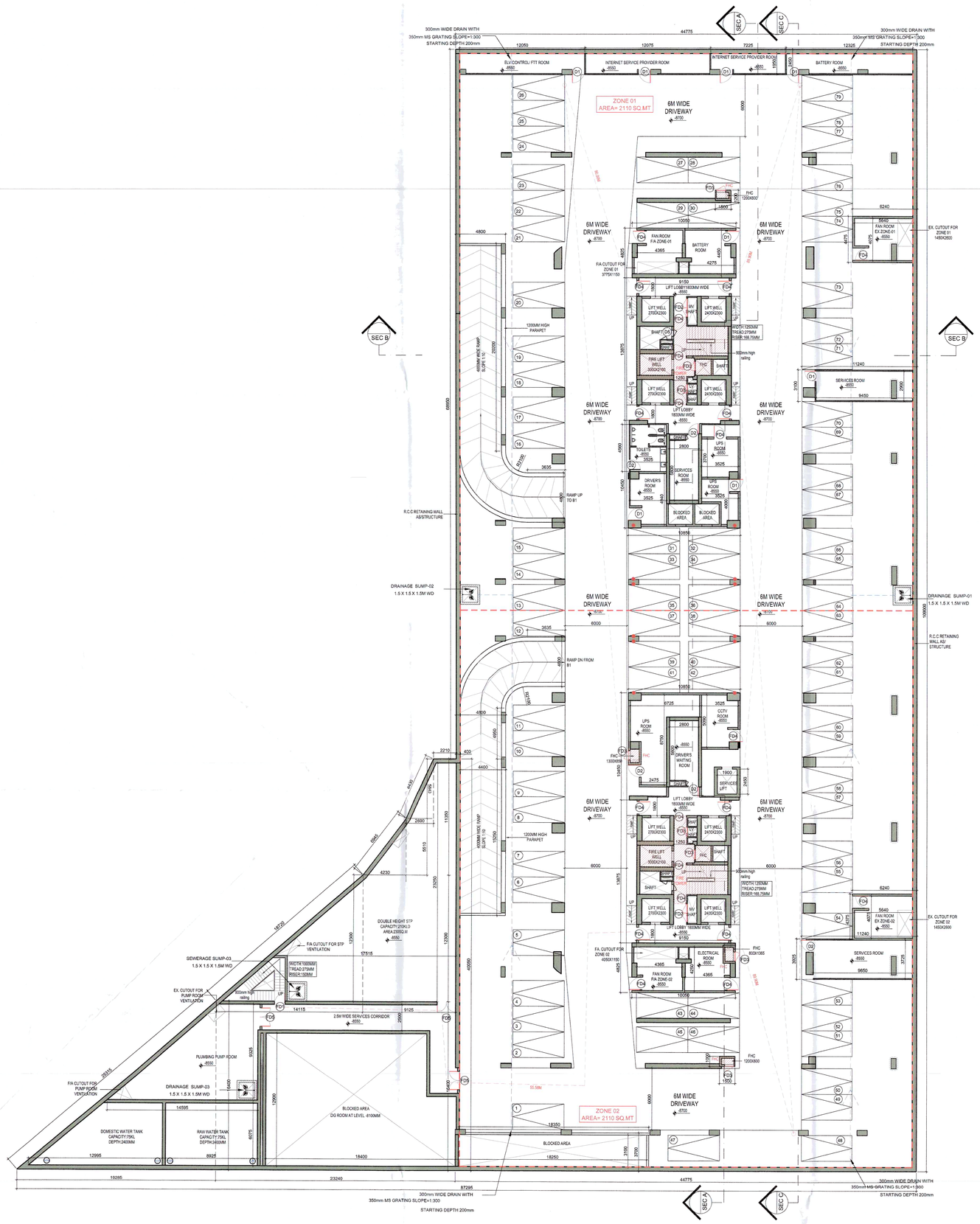

1 BASEMENT 02 - FLOOR PLAN (-8700 mm)
1:200

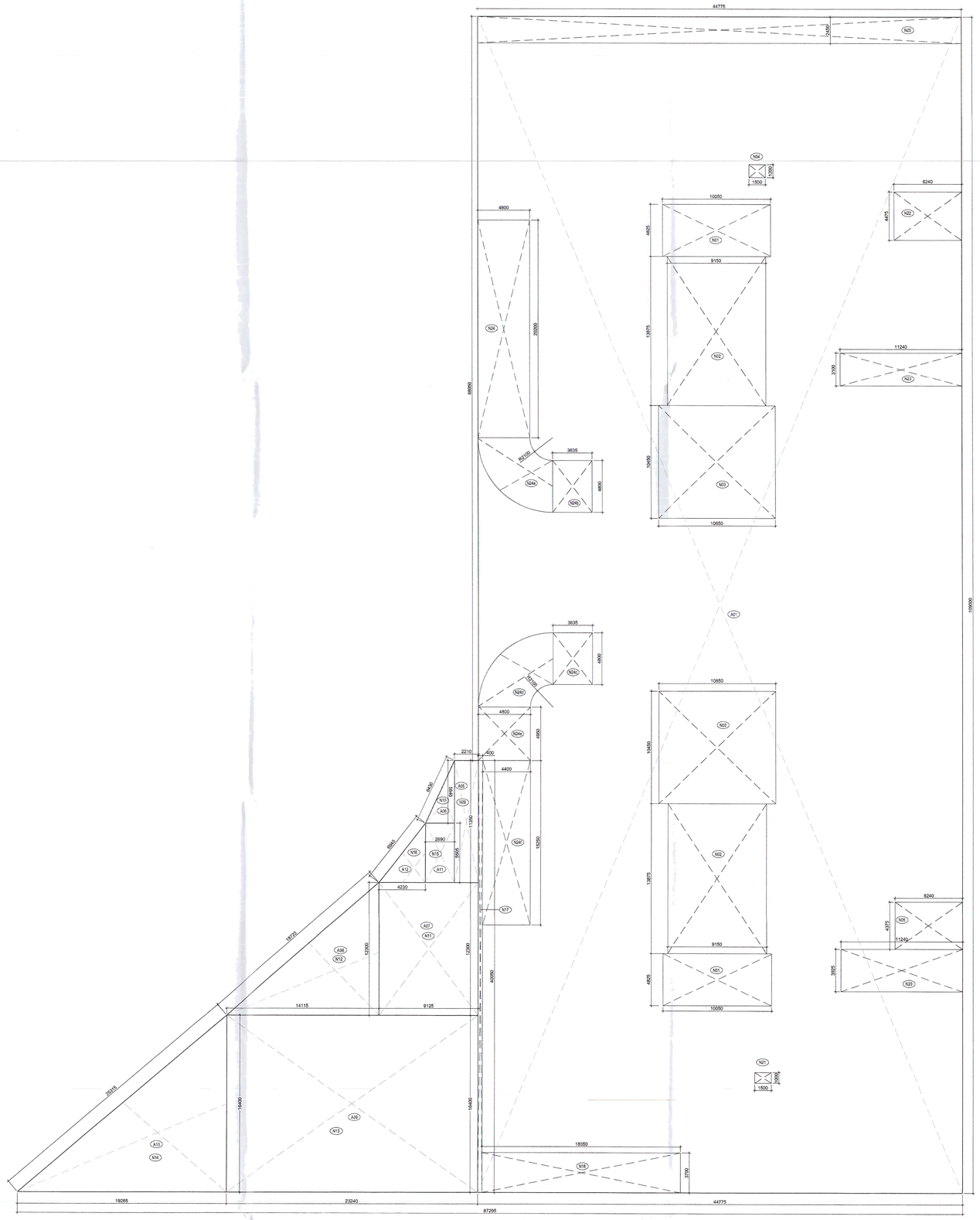

1 BASEMENT 02 - AREA DIAGRAM
1:200

PARKING SLOTS' LEGEND

	PARKING SLOT- 2.5 m X 5m

No. of Car Parks provided = 79

TOTAL CAR PARKING-BASEMENT & PODIUM = 219
5% OF 319 = 16
46 E.V. CHARGING POINT PROVIDED
E.V. CHARGING PONT

LEGEND FOR PLUMBING:-	
1	100Ø SOIL & VENT PIPE
1a	150Ø SOIL & VENT PIPE
1b	200Ø SOIL & VENT PIPE
2	100Ø WASTE & VENT PIPE
2a	150Ø WASTE & VENT PIPE
2b	200Ø WASTE & VENT PIPE
2c	75Ø WASTE & VENT PIPE
3	75Ø ANTI-SYPHONAGE PIPE
4	DOMESTIC WATER SUPPLY MAIN PIPE
4a	DOMESTIC WATER SUPPLY BRANCH PIPE
5	FLUSHING WATER SUPPLY MAIN PIPE
5a	FLUSHING WATER SUPPLY BRANCH PIPE
6	75Ø RAIN WATER PIPE
6a	100Ø RAIN WATER PIPE
6b	150Ø RAIN WATER PIPE
6c	200Ø RAIN WATER PIPE
7	DOMESTIC WATER TANK FILLING PIPE
8	FLUSHING WATER TANK FILLING PIPE

BASEMENT 02					
TOTAL NON-FAR AREA					
Additions					
Description		Length (mm)	Breadth (mm)	Area (sqm)	No. of repetitions	Total Area (sqm)
Area of rectangle	A01	44775	109000	4880.475	1	4880.475
Area of rectangle	A05	2210	11350	25.084	1	25.084
Area of triangle	A4	2690	5840	7.855	1	7.855
Area of rectangle	A07	9125	12300	112.238	1	112.238
Area of triangle	A08	14115	12300	86.807	1	86.807
Area of rectangle	A09	23240	16400	381.136	1	381.136
Area of triangle	A10	19285	16400	158.137	1	158.137
Area of rectangle	A11	2690	5505	14.808	1	14.808
Area of triangle	A12	4230	5505	11.643	1	11.643
Total Basement 02 Area 'A'						5678.183
TOTAL NON-FAR SERVICES AREA						
Additions						
Description		Length (mm)	Breadth (mm)	Area (sqm)	No. of figures	Total Area (sqm)
Area of rectangle	N01	10050	4825	48.491	2	96.983
Area of rectangle	N02	9150	13875	126.956	2	253.913
Area of rectangle	N03	10850	10450	113.383	2	226.765
Area of rectangle	N04	1500	1200	1.800	1	1.800
Area of rectangle	N05	6240	4375	27.300	1	27.300
Area of rectangle	N09	2210	11350	25.084	1	25.084
Area of triangle	N10	2690	5840	7.855	1	7.855
Area of rectangle	N11	9125	12300	112.238	1	112.238
Area of triangle	N12	14115	12300	86.807	1	86.807
Area of rectangle	N13	23240	16400	381.136	1	381.136
Area of triangle	N14	19285	16400	158.137	1	158.137
Area of rectangle	N15	2690	5505	14.808	1	14.808
Area of triangle	N16	4230	5505	11.643	1	11.643
Area of rectangle	N17	400	40950	16.020	1	16.020
Area of rectangle	N20	11240	3925	44.117	1	44.117
Area of rectangle	N21	1500	1000	1.500	1	1.500
Area of rectangle	N22	6240	4475	27.924	1	27.924
Area of rectangle	N23	11240	3100	34.844	1	34.844
Area of rectangle	N25	44775	2450	109.699	1	109.699
Total of all Services Areas 'B'						1638.571
TOTAL NON-FAR RAMP AREA						
Additions						
Area of rectangle	N18	18350	3700	67.895	1	67.895
Area of rectangle	N24	4800	20200	96.960	1	96.960
Area of Pline	N24a			33.292	1	33.292
Area of rectangle	N24b	3635	4800	17.448	1	17.448
Area of rectangle	N24c	3635	4800	17.448	1	17.448
Area of Pline	N24d			33.292	1	33.292
Area of rectangle	N24e	4800	4950	23.760	1	23.760
Area of rectangle	N24f	4400	15250	67.100	1	67.100
Total of all Ramp Areas 'C'						357.195
NET ECS AREA = (A-B-C)						3682.416
NET ECS @ 32 SQM/ECS						115.08

DOORS & WINDOWS SCHEDULE				
DOORS				
TAG	WIDTH	HEIGHT	LINTEL	SILL
D1	1200	2450	2450	0
D2	1000	2450	2450	0
D5	600	2100	2100	0
Lift Door	900	2450	2450	
FIRE DOORS				
TAG	WIDTH	HEIGHT	LINTEL	SILL
FD1	1000	2450	2450	0
FD2	1800	2450	2450	0
FD3	900	2450	2450	0
FD4	1200	2450	2450	0
FD5	1800	2450	2450	0
ROLLING SHUTTER				
TAG	WIDTH	HEIGHT	LINTEL	SILL
R5	As / plan	4000	4000	0

DRAWING NO: S-06

CHAIRMAN
Building Plan Committee
Group Housing Socities
HSVP Centre, Gurugram

E.O. HSVP | T.O. HSVP | S.T.P. HSVP
G U R U G R A M

SANCTIONED
Valid For Five Years
Sub. To Condition of Allotment Letter
For ESTATE OFFICER
HSVP, GURUGRAM

SUBMISSION DRAWINGS

FOR APPROVAL AND STAMPING

NOTES:

1. All fixture provided in toilets are as per N.B.C.
2. Basement will be mechanically ventilated.
3. All spaces (parking basement, services basement etc.) Will be artificially lit.
4. Standby generating capacity will be provided for the electrical requirement of the total scheme. This therefore includes standby generation for all common services, fire services, lifts etc. And also the entire electrical load for the ventilation.
5. Fire safety measures as per NBC includes smoke detector, heat detector, sprinkler spacing in compliance with code.
6. All external walls are 100mm and all internal walls are 100mm thick. (Valid for all drawings)
7. Common area shall be artifically lit and mechanically ventilated
8. Staircase railing shall be 900mm high

ARCHITECT

MORPHOGENESIS
41, Industrial Estate, Okhla Phase - III,
New Delhi 110020
TEL: 91 11 41828070
E Mail: studio@morphogenesis.org

CONSULTING STRUCTURAL ENGINEER

VINTECH CONCULTANTS
Address: C-35, Pamposh Enclave, Greater Kailash – I, New Delhi – 110 048.
Ph.: +91 11 43141516, 26296765, 26296766
E-mail: vintech@vintechconsultants.com
vjain@vintechconsultants.com

CONSULTING MEP

SNC
Sunil Nayyar Consultants
206, 2nd Floor, Time Center, Golf Course Road, Sector-54
Gurgaon, Haryana (India) - 122002
sncgurgaon@snc.co.in

KEY PLAN

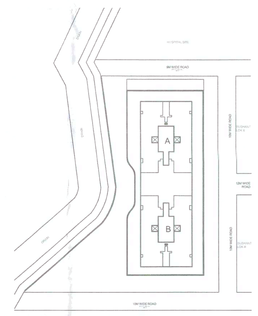

PROJECT

Proposed Building Plan of GH Site no. 13 in Sector-56, Urban Estate Gurgaon II under HSVP TOD Policy (Under mix land use).

DEVELOPER

JHS Estate Private Limited.

DEVELOPER'S SIGNATURE :

For JHS ESTATE PRIVATE LIMITED
Director/Authorised Signatory

AUTHORIZED SIGNATORY

ARCHITECT'S SIGNATURE :

MORPHOGENESIS Ph. 011-41828070 New Delhi-110020
KIRAN YADAV
CA/2010/49182

DRAWING NAME :

BASEMENT 02- PLAN & AREA DIAGRAM

SCALE	1:200	N
DATE	18.06.2024	