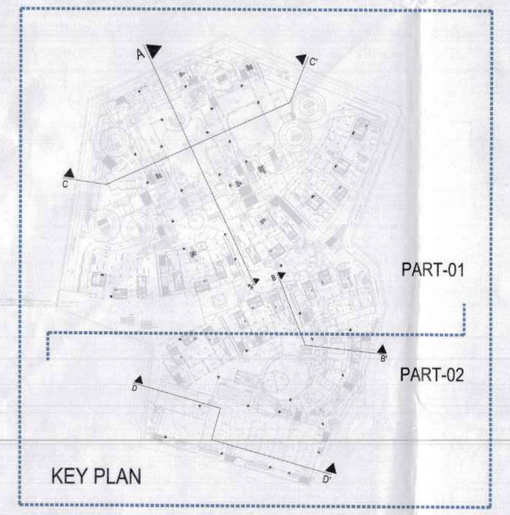

LOWER GROUND FLOOR
"BLOCK 9, UNIT1"
LVL-3700
(CLUB HOUSE)

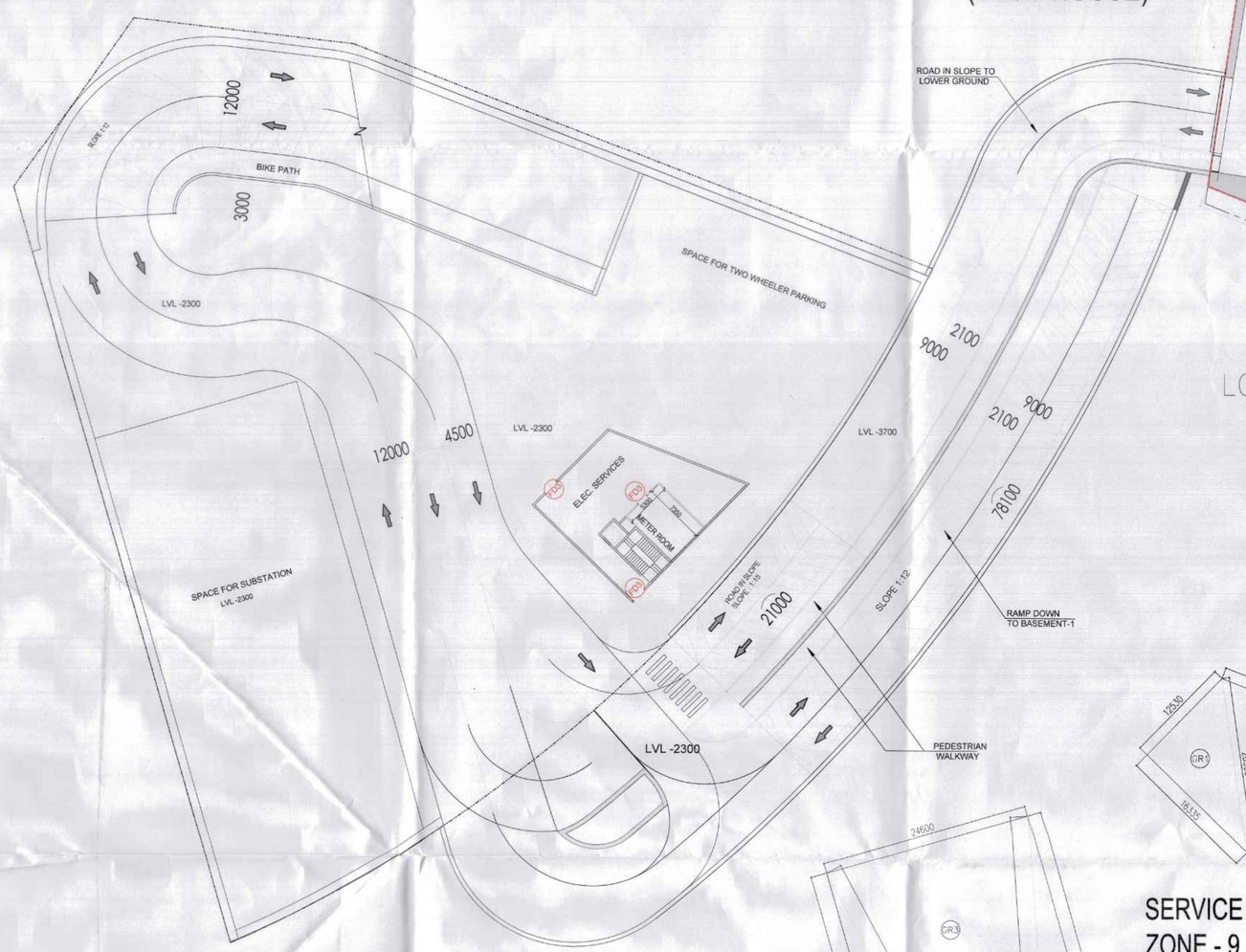

LOWER GROUND FLOOR
"BLOCK 9, UNIT1"
LVL-3450
(CLUB HOUSE)
SERVICES PLAN

DOOR SCHEDULE LOWER GROUND FLOOR			
DOOR NAME	SIZE	UNTEL LVL	FIRE RATED
FD	1200X2400	2400	2 HRS
FD1	2000X2400	2400	2 HRS
FD2	3000X2400	2400	2 HRS
FD3	1800X2400	2400	2 HRS
FD4	1050X2400	2400	2 HRS
D1	900X2400	2400	
D2	1500X2400	2400	
D3	1800X2400	2400	

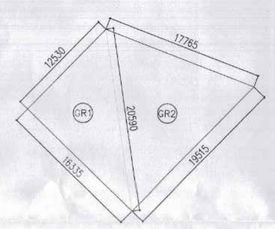

SERVICE AREA IN
ZONE - 9

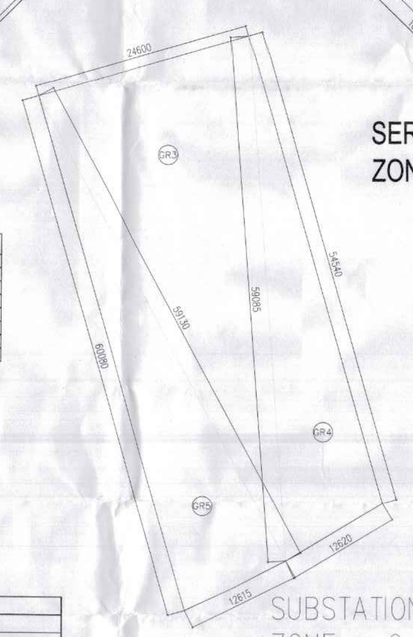

SUBSTATION IN
ZONE - 9

GROUND COVERAGE OF SERVICE AREA & SUB SATION IN ZONE -9							
GROSS - A		a	b	c	S = (a+b+c+)/2	S(S-a)(S-b)(S-c)]½	
		(LENGTH IN MTS.)	(LENGTH IN MTS.)	(LENGTH IN MTS.)	(LENGTH IN MTS.)		(IN SQM.)
1	1	12.530	20.590	16.335	24.728	=	102.339
2	1	20.590	17.765	19.552	28.953	=	150.596
3	1	24.600	59.085	59.130	71.408	=	711.105
4	1	54.540	59.085	12.620	63.123	=	332.362
5	1	59.130	12.615	60.080	65.913	=	372.786
					TOTAL	=	1670.188

CLUB HOUSE TOILET CALCULATION AS PER SPACES			
	TOTAL BUILT-UP AREA		
	NATURE OF USAGE	COMMERCIAL	
	AREA PER PERSON		
	POPULATION	6274.04	6274
	MALE POPULATION	0.667	4183
	FEMALE POPULATION	0.333	2091
SL .NO.	REQUIREMENTS	MALE	FEMALE
1	WATER CLOSETS	36	49
2	URINALS	127	----
3	WASH BASINS	40	24

Total Exit Width required	Stair Width Provided	No of Stairs	Exit width covered
69	Total No of Staircases @ 2.0 M Width	24	48.00
	Total No of Staircases @ 1.5 M Width	1	1.50
	Total No of Staircases @ 3.0 M Width	4	12.00
	Total No of Staircases @ 4.25 M Width	1	4.25
	Ramps @ 1:12 slope @ 6M Wide	Ramp capacity factor @6.5 mm/persons; 1 m ramp width = 1.50 m staircase width	9.00
Total Exit Width Provided			74.75

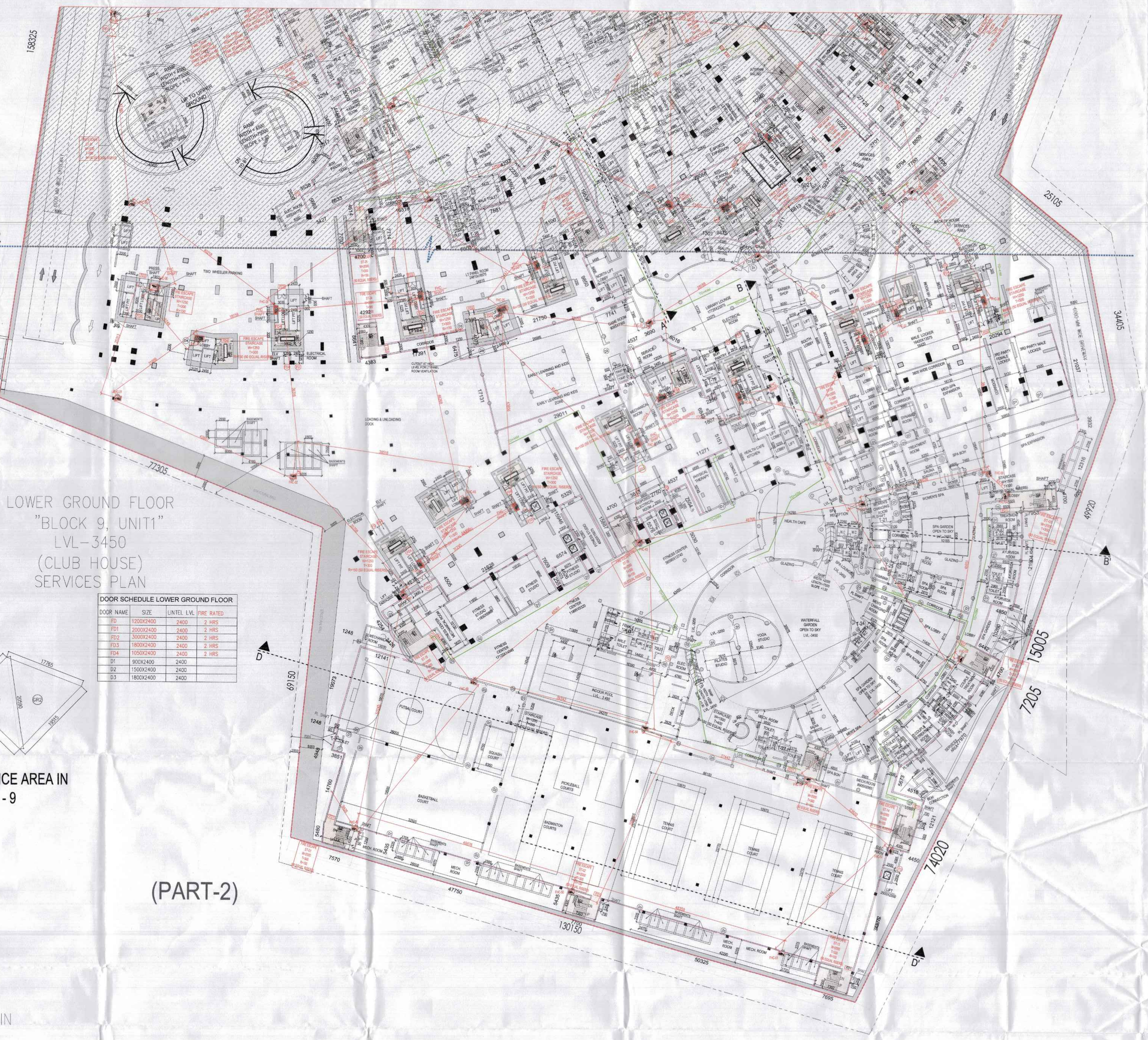

Sr. No.	Zone	Area in Sq. Mt.	Occupant Load
1	Office Zone	3428	285
2	Performance theater	973	269
3	Games	1869	827
4	Restaurant	2672	794
5	Party Hall/Banquet	3206	1601
6	North gallery	914	286
7	Central library	1788	354
8	South (Sports)	7772	1283
9	SPA tretment area	3572	575
	Total Area and Occupants Load	26202	6274

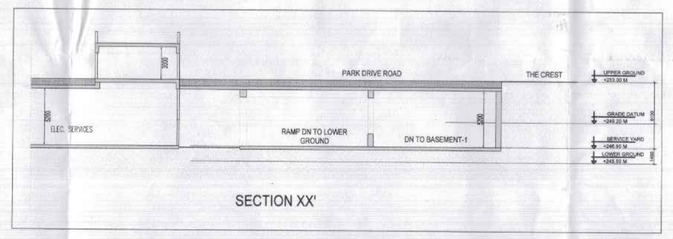

SECTION XX'

NOTE: FIRE COMPARTMENTATION OF MAXIMUM 2000 SQM WILL BE PROVIDED.

Notes -

1. BUILDING WILL BE DESIGNED (STRUCTURES) AS PER RELEVANT IS CODES FOR EARTH QUAKE RESISTANCE.
2. BUILDING HAS AUTOMATIC SPRINKLER SYSTEM ON ALL FLOORS.
3. BUILDING IS ARTIFICIALLY LIGHTENED MECHANICALLY VENTILATED & CENTRALLY AIR CONDITIONED WITH POWER BACKUP.
4. MSL/±00 CONSIDERED AS 249.200MSL
5. ALL DIMENSION ARE IN MM UNLEASS NOTED OTHERWISE.

S.T.P. (HQ) Member Secretary B.P.A.C. (STP (HQ))
S.T.P. (O) Member B.P.A.C.
C.T.P. (HQ) Chairman B.P.A.C. ATP(HQ)
PA.
Ram Avtar Bisht ADD(HQ)

PROJECT

REVISED BUILDING PLANS OF GROUP HOUSING SCHEME "THE DAHLIAS" IN ZONE-10,FALLING IN GROUP HOUSING COLONY AREA MEASURING 476.6015 ACRES NAMELY DLF-5 (FORMERLY KNOWN AS DLF CITY PHASE-V) GURUGRAM BEING DEVELOPED BY DLF LIMITED.

PROJECT ARCHITECT

RSP DESIGN CONSULTANTS
UNIT 103, BESTECH BUSINESS TOWER
GURUGRAM, HARYANA 122018, INDIA

OWNER:
DLF

DLF LIMITED
THE SHOPPING MALL,DLF
QUTAB ENCLAVE(PHASE-I)
GURGAON, HARYANA 122002

ASSOCIATES ARCHITECT
G & G ASSOCIATES
Plot No.428, Sector-37C, Near GAV International School,
PH-8860131417
Gurgaon-122006

ARCHITECT'S SEAL & SIGNATURE

Ar. Ranbir Minhas
CA/2001/35071

OWNER'S SEAL & SIGNATURE

Checked and found ok for Public Health Engineering Services only subject to compliance of all the terms and conditions 157108 2/4/24

AUGUST, 2024
Drawing Title: BPAC
Scale: 1:400
Drawing No.:

"BLOCK 9, UNIT1"
(CLUB HOUSE)
LOWER GROUND FLOOR PLAN
(PART-2)

T9-01A

DLF5