Tile: Terrace

(12)

Note -

1. BUILDING HAS AUTOMATIC SPRINKLER SYSTEM WHEREVER REQUIRED BY NBC.

2. BUILDING WILL BE DESIGNED (STRUCTURES) AS PER RELEVANT IS CODES FOR EARTH QUAKE RESISTANCE

3. FOR SOIL WASTE- SINGLE STACK SYSTEM WILL BE ADOPTED AS PER APPROVED IN NBC-2016.

4. BUILDING IS FULLY NATURAL VENTILATED & ALL INTERNAL TOILETS AND BASEMENTS SHALL BE MECHANICALLY VENTILATED. BUILDING HAS 100% POWER BACKUP FOR LIFTS

5. ALL DIMENSIONS ARE IN MM.

This is a "PROVISIONAL BUILDING PLAN" approved only for the purpose of inviting objections from the general public

S.T.P.(HQ) Note-Sender B.P.A.C. | S.T.P.(B) Member B.P.A.C. | C.T.P.(HQ) Chairman B.P.A.C.

DTP (HQ) | DOT (T) MEMBER BPAC | ATP(HQ) | Rajesh Dutt JD(HQ)

SANCTIONED TO BE READ WITH THIS OFFICE MEMO NO.: 2353 DATED: 09-08-2024

AD | PA | ATP

MUMTY / MACHINE ROOM AREA STATEMENT							
S.NO	LENGTH		BREADTH		NOS		AREA IN SQ.M
1.000	11.380	X	5.520	X	1.000	=	62.818

SCHEDULE OF OPENING

S.NO.	DESCRIPTION	SIZE	CILL LVL	LINTEL LVL
1	D	1200X2400	0.00	+2400
2	D1	1000X2150	0.00	+2150
3	D2	900X2150	0.00	+2150
4	D3	750X2150	0.00	+2150
5	SD1	2700X2600	0.00	+2600
6	W1	600X1700	+900	+2600
7	V/PV	600X1400	+1200	+2600
8	DW/EF	2150X2600	0.00	+2600
9	FCD	1300X2600	0.00	+2600
10	FCD1	1000X2150	0.00	+2150

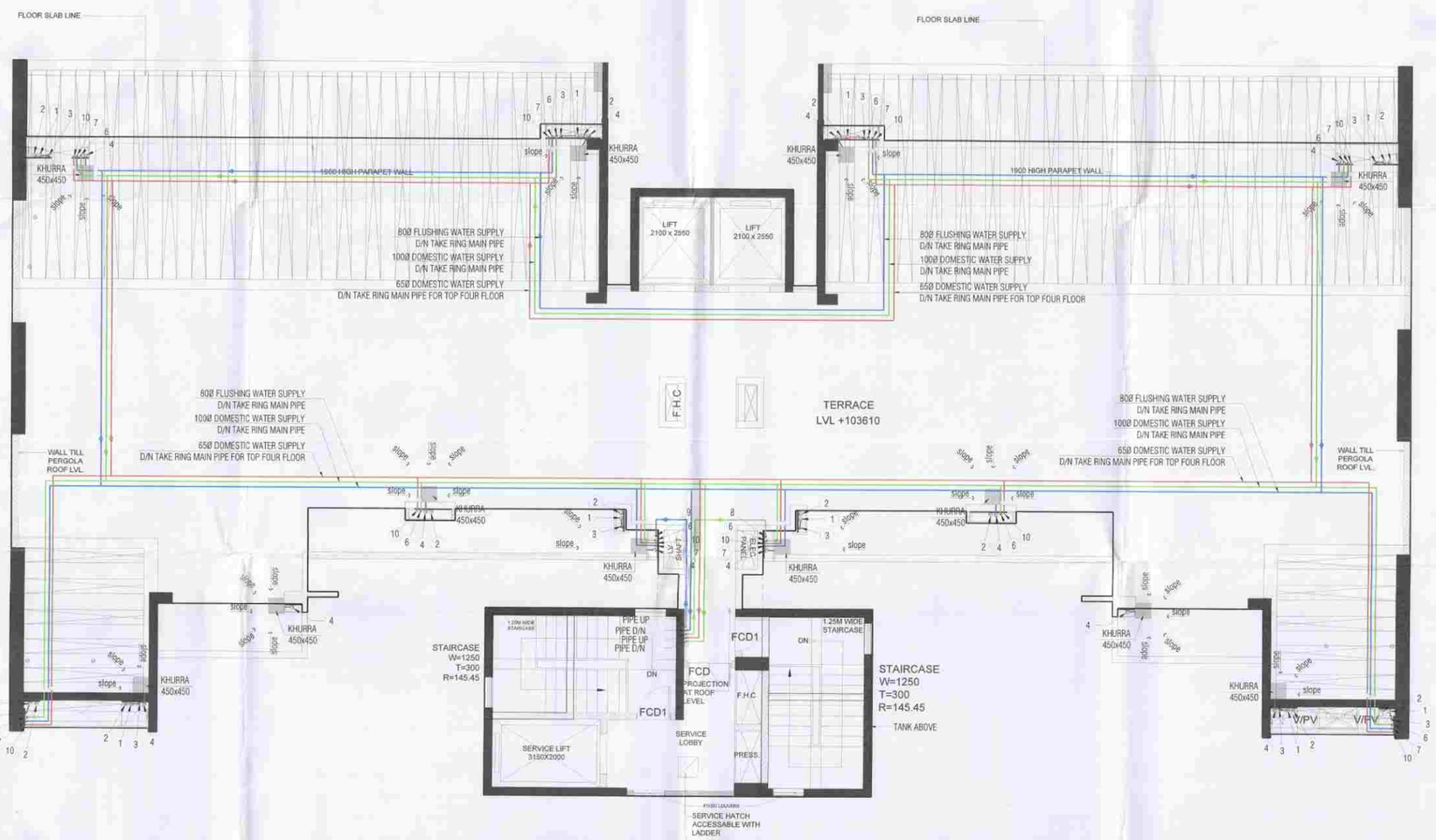

TERRACE FLOOR PLAN

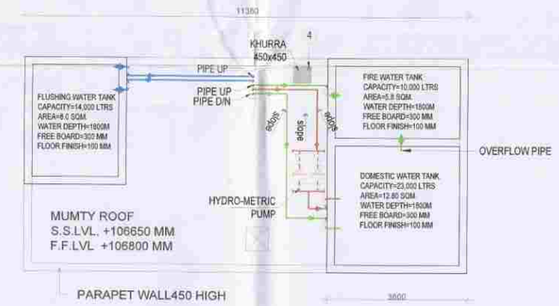

MUMTY PLAN

PLUMBING NOTES:-

1. WASH BASIN TO FLOOR TRAP (FT) 40 OD uPVC PIPE.
2. KITCHEN SINK TO FLOOR DRAIN (FD) 63 OD uPVC WASTE PIPE.
3. FLOOR DRAIN (FD) TO FLOOR TRAP (FT) 63 OD uPVC WASTE PIPE.
4. 110 OD uPVC PIPE USED FOR SOIL & WASTE.
5. 110 OD uPVC PIPE USED FOR TERRACE RAIN WATER
6. 110 OD uPVC PIPE USED FOR BALCONY.

SCHEDULE OF PIPES :-

LEGEND	DESCRIPTION
1	110 OD uPVC SOIL PIPE & VENT PIPE
2	110 OD uPVC WASTE PIPE & VENT PIPE
2a	110 OD uPVC WASTE PIPE FOR KITCHEN & UTILITY BALCONY
3	75 OD uPVC ANTI-SYPHONAGE PIPE.
4	110 OD uPVC TERRACE RAIN WATER PIPE
5	110 OD uPVC BALCONY RAIN WATER PIPE
6	DOMESTIC WATER SUPPLY D/N TAKE PIPE *
7	FLUSHING WATER SUPPLY D/N TAKE PIPE *
8	DOMESTIC WATER SUPPLY RISER *
9	FLUSHING WATER SUPPLY RISER *
10	DOMESTIC WATER SUPPLY D/N TAKE PIPE FOR TOP 4TH FLOOR
	CUTOUT IN SLAB =150 x 150 MM FOR WC
FT	FLOOR TRAP (110 x 110) MM. CUTOUT IN SLAB =150 x 150 MM
FD	FLOOR DRAIN (110 x 63) MM
BD	BALCONY DRAIN (110 x 63) MM

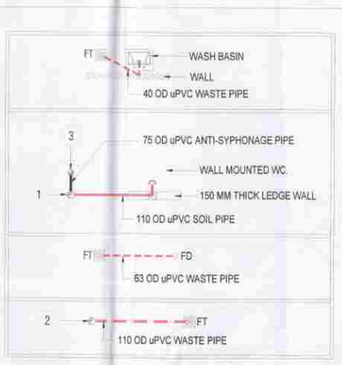

N

Project:

REVISED BUILDING PLANS OF OF GROUP HOUSING COLONY FOR AN ADDITIONAL AREA MEASURING 1.1965 ACRES (LICENCE NO. 99 OF 2019 DATED 04.092019) IN ALREADY GRANTED GROUP HOSING COLONY MEASURING 23.431 ACRES (LICENCE NO. 21 OF 2008 DATED 08.02.2008 & LICENCE NO 28 OF 2012 DATED 07.04.2012) TOTAL AREA 24.6275 ACRES IN SECTOR -112 , GURUGRAM MANESAR URBAN COMPLEX BEING DEVELOPED BY EXPERION DEVELOPER PVT. LTD. IN COLLABORATION WITH THERE ASSOCIATE COMPANIES

OWNER:

EXPERION DEVELOPER PVT. LTD. IN COLLABORATION WITH THERE ASSOCIATE COMPANIES

ARCHITECTS:

DESIGN PLUS
Architecture_Interiors_Construction Management
C 312-315a M3M Cosmopolitan, Sector 66, Gurgaon, Haryana - 122002.
Off Ph: +91-124-4983379
www.designplusarchitects.in
mail@designplusarchitects.in

ARCHITECT'S SEAL & SIGNATURE | OWNER'S SEAL & SIGNATURE

ASHOK KUMAR SIU CA/2001/40275 DESIGN PLUS C312-C315A, M3M Cosmopolitan Sector-66, Gurugram-122101, Haryana Mail:- mail@designplusarchitects.in

OCTOBER, 2023 | SCALE : 1:100

DRAWING TITLE:- TOWER NUMBER - TERRACE PLAN

DRAWING NO:-

Checked and found ok for Public Health (Internal) Service only subject to comments in forwarding letter No. 133158 Dt. 12/12/24

Superintending Engineer (HQ) Chief Engineer-I HSVP, Panchkula