DOOR SCHEDULE					
NO.	SIZE (mm)	SILL LEVEL (mm)	LINTEL LEVEL (mm)	LOCATION	REMARK
FD1	670 X 2400	00	2400	SERVICE LOBBY	DOUBLE SHUTTER FIRE RATED DOOR
FD2	960 X 2400	00	2400	SERVICE LOBBY	DOUBLE SHUTTER FIRE RATED DOOR
FD3	1250 X 2400	00	2400	SERVICE LOBBY	SINGLE SHUTTER FIRE RATED DOOR
DW1	2000 X 2890	1000	2890	KITCHEN BALCONY	ALUMINIUM DOOR & WINDOW
D1	1300 X 2700	00	2700	MAIN ENTRY FOYER	SINGLE SHUTTER FLUSHED DOOR
D2	1000 X 2400	00	2400	BEDROOMS	SINGLE SHUTTER FLUSHED DOOR
D3	750 X 2400	00	2400	POWDER ROOM	SINGLE SHUTTER FLUSHED DOOR
D4	800 X 2400	00	2400	BEDROOM WASHROOMS & DRESSING	SINGLE SHUTTER FLUSHED DOOR
D5	800 X 2890	00	2890	SERVANT ROOM BALCONY	ALUMINIUM DOOR
SD1	2495 X 2890	00	2890	MASTER BEDROOM	ALUMINIUM SLIDING DOOR
SD2	2825 X 2890	00	2890	GUEST BEDROOM 1	ALUMINIUM SLIDING DOOR
SD3	2765 X 2890	00	2890	Jr. MASTER BEDROOM	ALUMINIUM SLIDING DOOR
SD4	5600 (R/L) X 2890	00	2890	LIVING/DINING	ALUMINIUM SLIDING DOOR
WINDOW SCHEDULE					
W1	490 X 1890	1000	2890	SERVANT'S TOILET	ALUMINIUM OPENABLE WINDOW
W2	630 X 2590	300	2890	LIVING AREA	ALUMINIUM OPENABLE WINDOW
W3	650 X 1890	1000	2890	SERVANT'S ROOM	ALUMINIUM OPENABLE WINDOW
W4	750 X 2590	300	2890	PRIVATE LOBBY	ALUMINIUM SLIDING WINDOW
W5	900 X 2740	150	2890	Jr. MASTER BEDROOM/	ALUMINIUM SLIDING WINDOW
W6	1145 X 2590	300	2890	MAIN ENTRY FOYER	ALUMINIUM SLIDING WINDOW
W7	1000 X 2890	00	2890	Jr. MASTER BEDROOM	ALUMINIUM FIXED WINDOW
W8	1200 X 2740	150	2890	MASTER BEDROOM	ALUMINIUM SLIDING WINDOW
W8	1200 X 2740	150	2890	MASTER BEDROOM	ALUMINIUM SLIDING WINDOW
W9	2050 X 2740	150	2890	GUEST BEDROOM	ALUMINIUM SLIDING WINDOW
V1	500 X 2590	300	2890	POWDER ROOM	ALUMINIUM OPENABLE WINDOW
V2	585 X 2590	300	2890	Jr. MASTER TOILET	ALUMINIUM OPENABLE WINDOW
V3	645 X 2590	300	2890	MASTER/GUEST'S TOILET	ALUMINIUM OPENABLE WINDOW

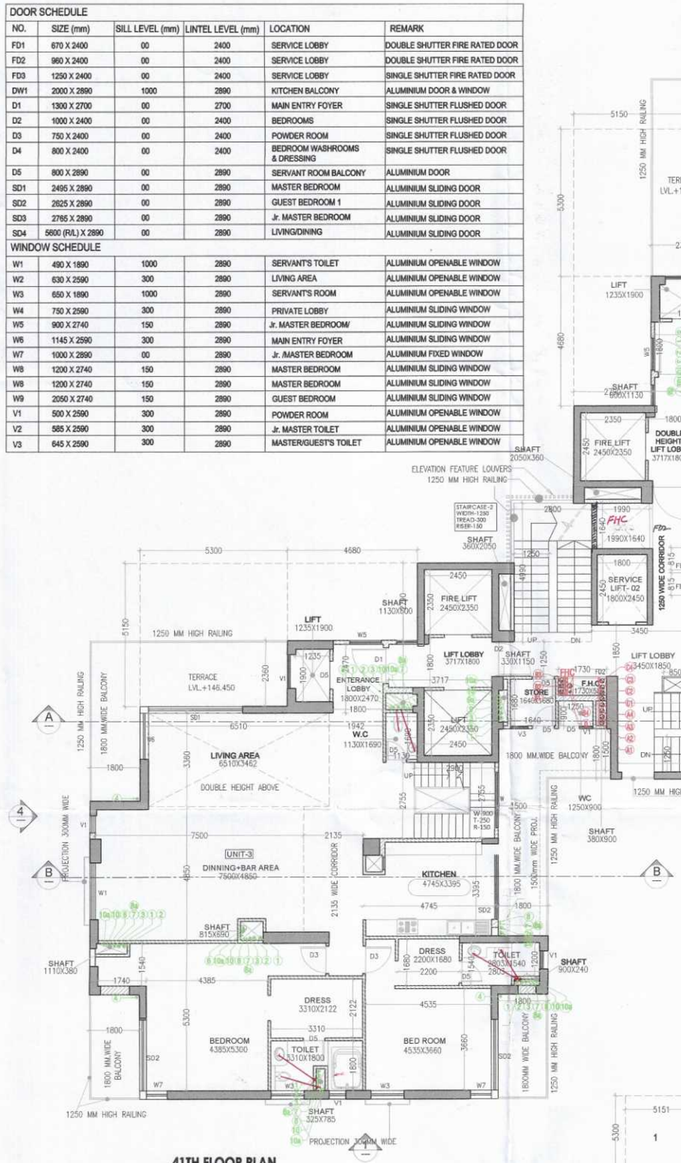

41TH FLOOR PLAN

TOWER-3 & 4

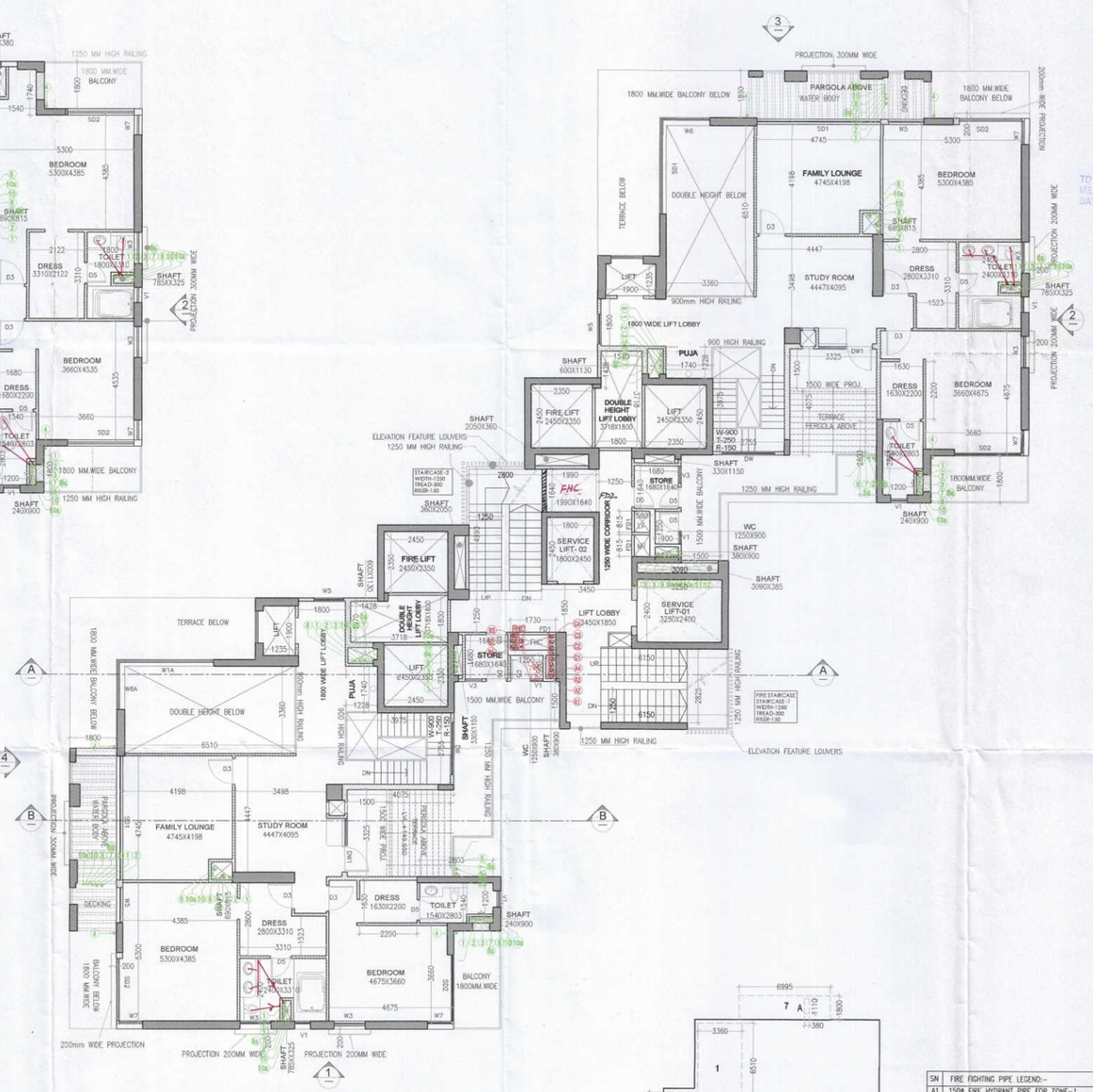

42TH FLOOR PLAN

TOWER-3 & 4

41TH FLOOR F.A.R. AREA DETAIL					
S.N.O.	NO.	PREFIX	BREATH	LENGTH	AREA
GROUND COVERAGE					621.306
TOTAL ADDITION					621.306
SUBTRACTIONS					
1	2	1	5.300	5.150	54.590
2	2	1	4.680	2.790	26.114
3	2	1	1.110	0.380	0.844
4	2	1	0.815	0.690	1.125
5	2	1	0.325	0.785	0.510
6	2	1	0.900	0.240	0.432
7	2	1	1.130	0.600	1.356
8	4	1	2.450	2.350	23.030
9	2	1	0.440	2.050	1.804
10	2	1	0.330	1.150	0.759
11	1	1	2.800	4.990	13.972
12	1	1	1.730	0.580	1.003
13	2	1	0.380	0.900	0.684
14	1	1	6.150	2.825	17.374
15	1	1	3.240	2.400	7.776
16	1	1	2.510	0.615	1.544
17	2	1	0.815	0.580	0.945
18	1	1	3.090	0.385	1.190
19	1	1	1.800	2.450	4.410
TOTAL SUBTRACTION					159.462
TOTAL 41TH FLOOR F.A.R. AREA					461.844

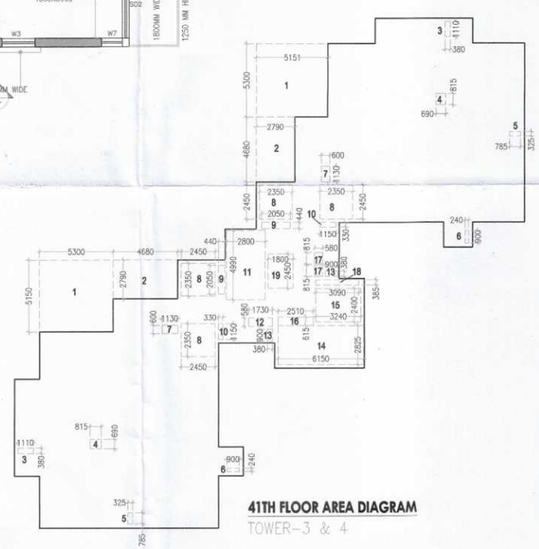

41TH FLOOR AREA DIAGRAM

TOWER-3 & 4

42TH FLOOR F.A.R. AREA DETAIL					
S.N.O.	NO.	PREFIX	BREATH	LENGTH	AREA
41TH FLOOR F.A.R. AREA					461.844
A	2	1	1.110	0.380	0.844
TOTAL ADDITION					462.688
SUBTRACTIONS					
1	2	1	6.510	3.360	43.747
2	2	1	3.975	2.755	21.902
3	2	1	4.075	3.325	27.099
4	2	1	1.235	1.900	4.693
5	2	1	1.428	1.570	4.484
6	2	1	2.290	1.800	8.244
7	2	1	6.995	1.800	25.182
TOTAL SUBTRACTION					135.351
TOTAL 42TH FLOOR F.A.R. AREA					327.337

STAIR CASE AREA					
S.N.O.	NO.	PREFIX	BREATH	LENGTH	AREA
11	1	1	4.990	2.800	13.972
14	1	1	6.150	2.825	17.374
TOTAL STAIR CASE AREA					31.346

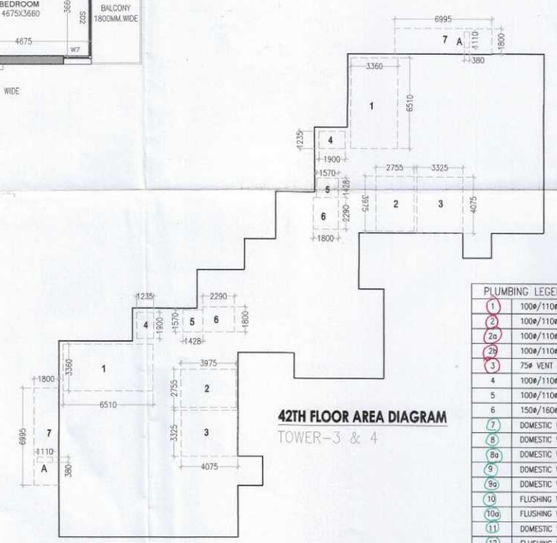

42TH FLOOR AREA DIAGRAM

TOWER-3 & 4

SN	FIRE FIGHTING PIPE LEGEND:-
A1	150Ø FIRE HYDRANT PIPE FOR ZONE-1
A2	150Ø FIRE HYDRANT PIPE FOR ZONE-2
A3	150Ø FIRE HYDRANT PIPE FOR ZONE-3
A4	150Ø FIRE HYDRANT PIPE FOR ZONE-4
B1	150Ø SPRINKLER PIPE FOR ZONE-1
B2	150Ø SPRINKLER PIPE FOR ZONE-2
B3	150Ø SPRINKLER PIPE FOR ZONE-3
B4	150Ø SPRINKLER PIPE FOR ZONE-4
C1	150Ø SPRINKLER PIPE FOR ZONE-1 (STAND BY)
C2	150Ø SPRINKLER PIPE FOR ZONE-2 (STAND BY)
C3	150Ø SPRINKLER PIPE FOR ZONE-3 (STAND BY)
C4	150Ø SPRINKLER PIPE FOR ZONE-4 (STAND BY)
D	80Ø DRAIN PIPE
FHC	FIRE HOSE CABINET

	PLUMBING LEGEND:-
1	100Ø/110Ø SOIL PIPE
2	100Ø/110Ø WASTE PIPE
2a	100Ø/110Ø KITCHEN WASTE PIPE
2g	100Ø/110Ø WASHING MACHINE WASTE WATER PIPE
3	75Ø VENT PIPE
4	100Ø/110Ø RAIN WATER PIPE FOR BALCONY
5	100Ø/110Ø RAIN WATER PIPE FOR TERRACE
6	150Ø/160Ø RAIN WATER PIPE FOR TERRACE
7	DOMESTIC WATER SUPPLY (BOOSTER) (TOP FIVE FLOORS)
8	DOMESTIC WATER SUPPLY (BY GRAVITY) 1st TO 37th FLOOR
8a	DOMESTIC WATER SUPPLY (BY GRAVITY) EXPRESS D/N)
9	DOMESTIC WATER SUPPLY SERVANT ROOM (BY GRAVITY) 1st TO 42th FLOOR
9a	DOMESTIC WATER SUPPLY SERVANT ROOM (BY GRAVITY) EXPRESS D/N)
10	FLUSHING WATER SUPPLY (BY GRAVITY) 1st TO 40th FLOOR
10a	FLUSHING WATER SUPPLY (BY GRAVITY) EXPRESS D/N)
11	DOMESTIC WATER SUPPLY RISER FOR O.H. TANK
12	FLUSHING WATER SUPPLY RISER FOR O.H. TANK
13	75Ø HVAC DRAIN PIPE

S.T.P (HQ) Member Secretary B.P.A.C. | S.T.P (G) Member B.P.A.C. | C.T.P (Hr.) Chairman B.P.A.C.

DTP (HQ) ATP(HQ)

SANCTIONED TO BE READ WITH THIS OFFICE MEMO NO.: DATED :

J.D. P.A. C.T.P.

(Dinesh Kumar) PA(HQ)

Member

Checked and found ok for Public Health (Internal) Service only subject to comments in in forwarding letter No. ..... Dt/.....

NOTES:-
- FD,FD1,FD2,FD3 ARE 2HR FIRE RATED
- ALL INTERNAL AND EXTERNAL WALLS ARE R.C.C.
- STRUCTURAL MEMBER
- BRICK WORK
- ALL INTERNAL WALLS ARE OF 100mm AND EXTERNAL WALLS 150mm NON STRUCTURAL
- W.C. ARE ARTIFICIALLY LIT AND MECHANICALLY VENTILATED.
- PRES. STANDS FOR PRESSURIZATION

PROJECT:-

PROPOSED BUILDING PLAN FOR GROUP HOUSING COLONY OVER AN AREA MEASURING 6.95 ACRES(LICENCE NO. 137 OF 2023 DATED 06-07-2023) AFTER MIGRATING 2.95 ACRES FROM LICENCE NO. 30 OF 2013 & AN AREA MEASURING 4.0 ACRES FROM LICENCE NO. 31 OF 2013) IN THE REVENUE ESTATE OF VILLAGE MAIDAWAS, SECTOR - 63A, GURUGRAM BEING DEVELOPED BY T A R C L T D . (FORMELY KNOWN AS ANANT RAJ G L O B A L L T D .)

OWNERS SIGNATURE:-

For TARC LIMITED
Authorised Signatory

ARCHITECT SIGNATURE:-

Ar. VIKASH LAWAT
CA/2013/59929

DRAWING TITLE :
TOWER - 3 & 4
FLOOR PLANS & AREA CALCULATION

DATE:-

SCALE:- 100

SHEET NO.
T-3-P-3