SANCTIONED
VIDE MEMO No.2259 DATED 31/08/2024

~~MUNICIPALITY STAMP~~

DTP (HQ) Member Secretary BPAC | STP Member BPAC | CTP Chairman BPAC

Recommended for Sanction
Senior Town Planner
HUDA, Gurugram
Member BPAC

DTP | JDM

Suraj Bhan
J.D.

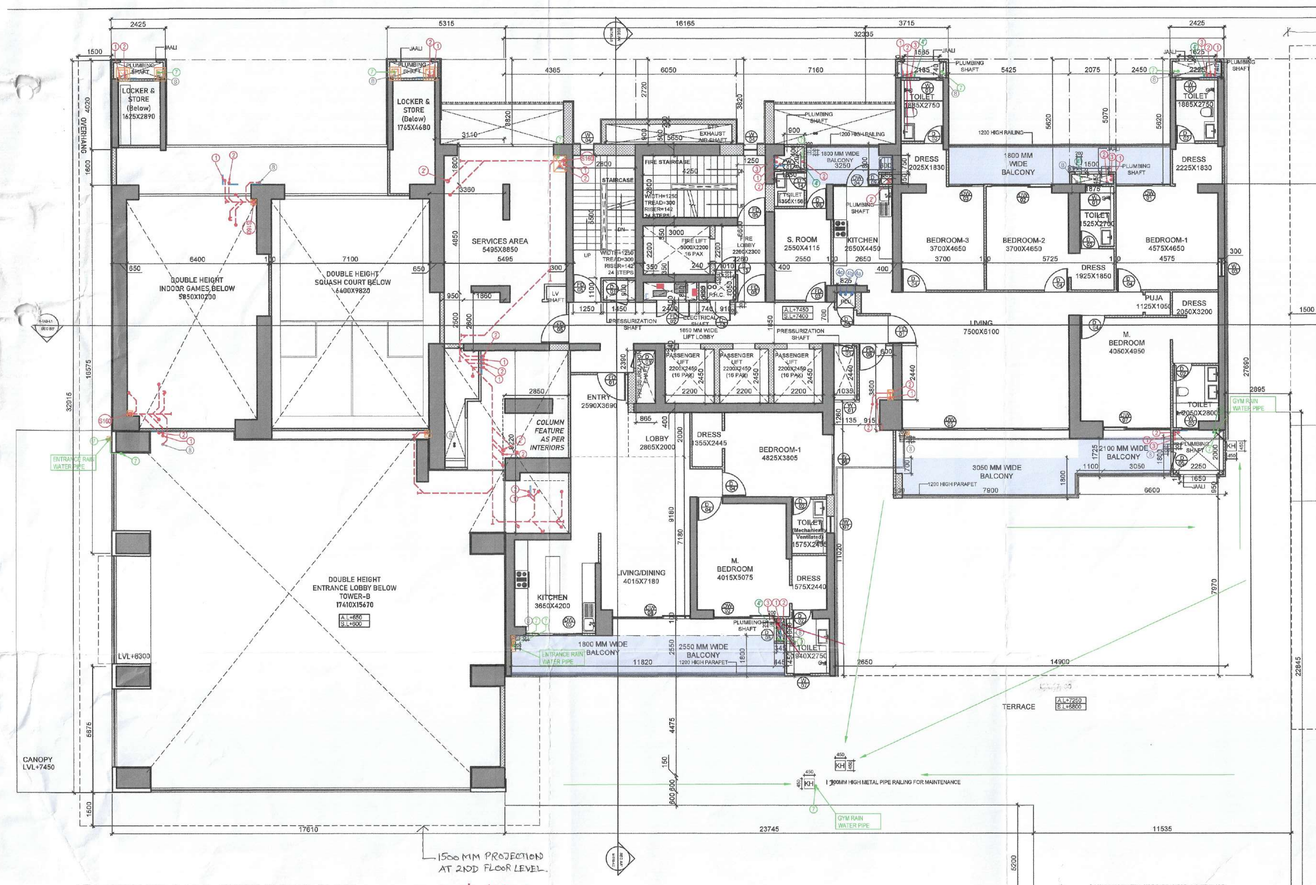

TOWER A & B_FIRST FLOOR PLAN *TOILET DETAIL (OPTIONAL)

SCALE 1:125

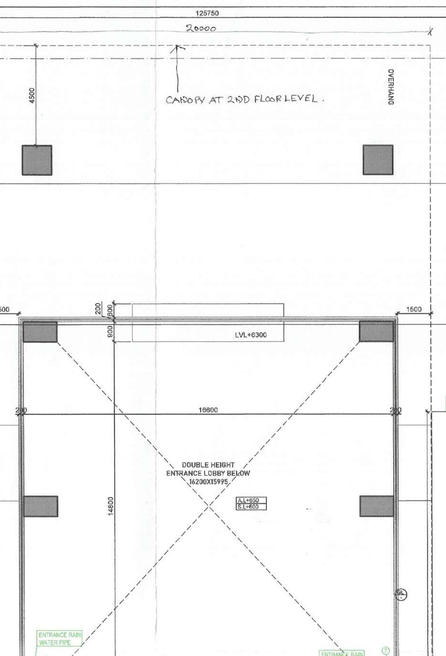

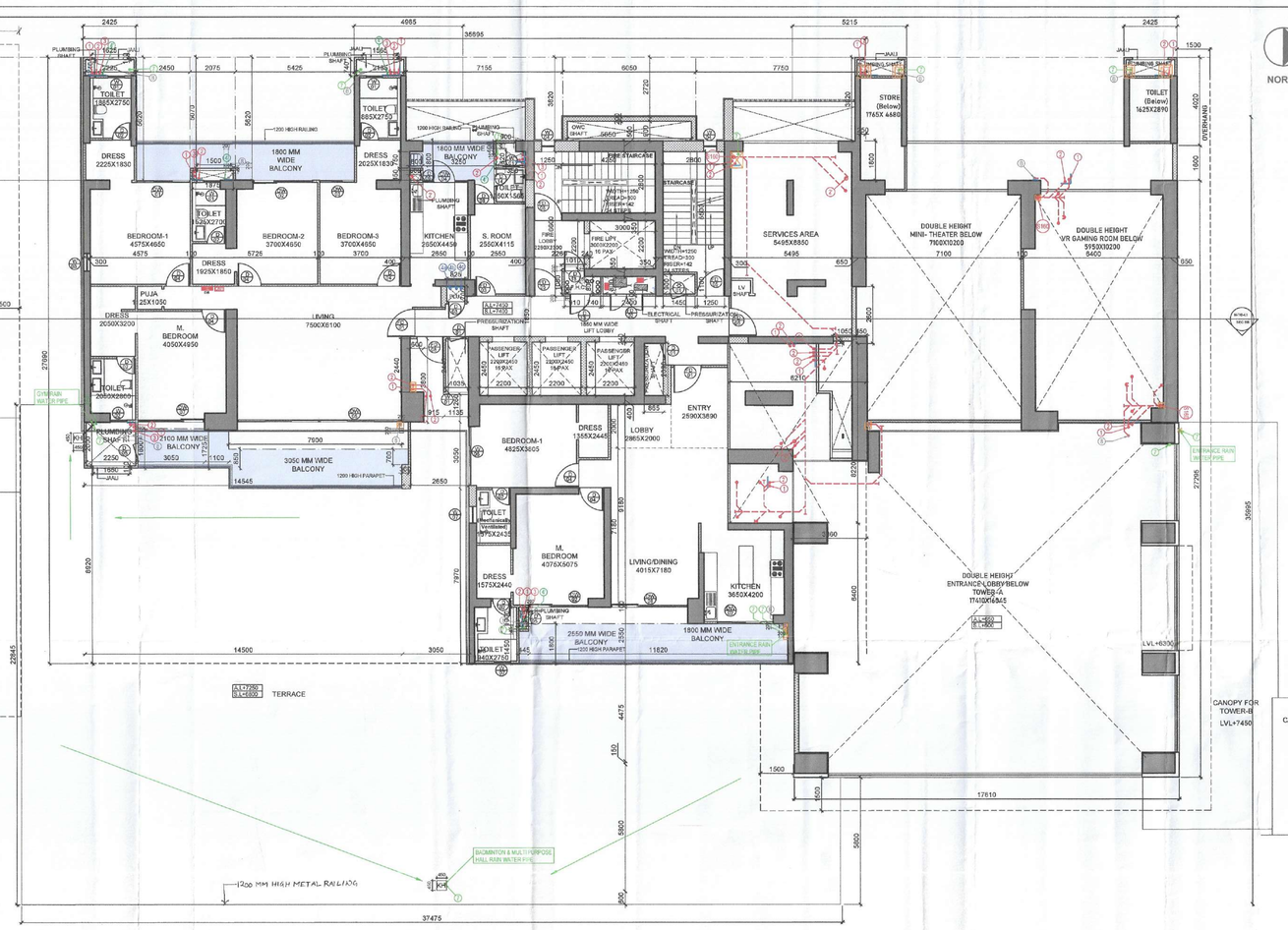

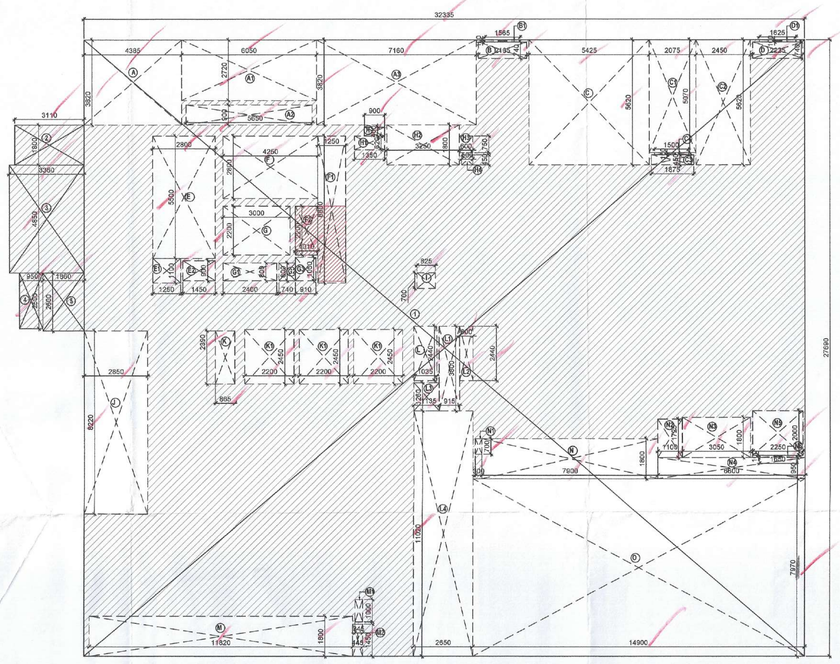

TOWER A_FIRST FLOOR FAR AREA DIAGRAM

SCALE 1:125

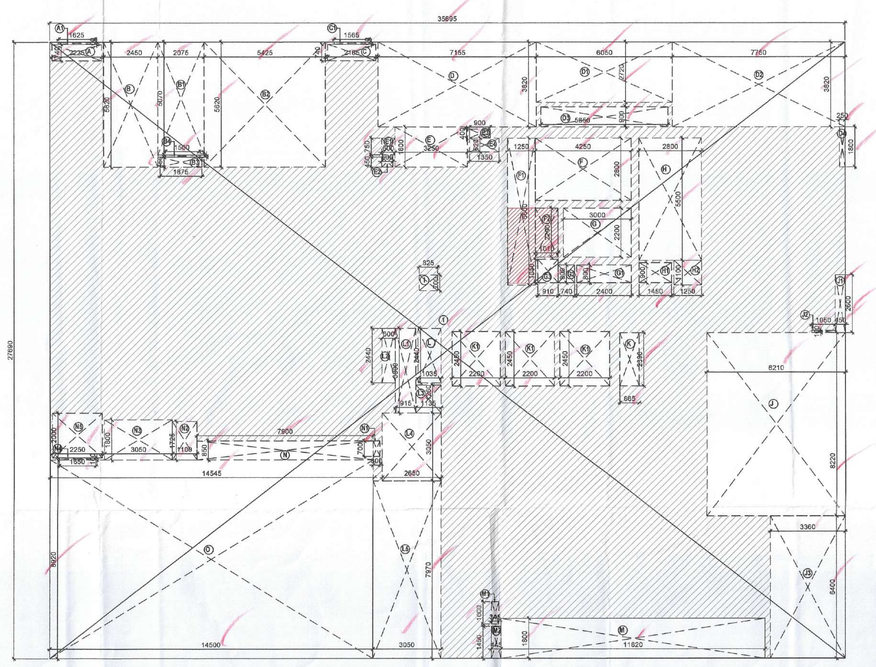

TOWER B_FIRST FLOOR FAR AREA DIAGRAM

SCALE 1:125

TOWER A: FIRST FLOOR FAR CALCULATION				
S.NO.	LENGTH(M)	WIDTH(M)	NO.	AREA(SQ.M.)
COVERED AREA				
1	32.335	27.690	1	895.356
2	3.110	1.800	1	5.598
3	3.350	4.850	1	16.298
4	0.950	2.500	1	2.375
5	1.860	2.600	1	4.836
TOTAL ADDITIONS (A)				924.461
DEDUCTION				
A	4.385	3.820	1	16.751
A1	6.050	2.720	1	16.456
A2	5.650	0.900	1	5.085
A3	7.150	3.820	1	27.331
B	2.125	0.740	1	1.697
B1	1.555	0.100	1	0.157
C	5.425	5.620	1	30.489
C1	2.075	5.070	1	10.520
C2	2.450	5.620	1	13.769
C3	1.875	0.450	1	0.844
C4	1.500	0.100	1	0.150
D	2.225	0.740	1	1.647
D1	1.625	0.100	1	0.163
E	2.800	5.500	1	15.400
E1	1.750	1.100	1	1.375
E2	1.450	0.900	1	1.305
F	4.250	2.800	1	11.900
F1	1.250	6.600	1	8.250
F2	1.010	2.200	1	2.222
G	3.000	2.200	1	6.600
G1	2.400	0.800	1	1.920
G2	0.740	0.800	1	0.592
G3	0.910	1.050	1	0.956
H	0.900	0.400	1	0.360
H1	1.350	0.620	1	0.837
H2	3.250	1.800	1	5.850
H3	0.600	0.750	1	0.450
H4	0.500	0.450	1	0.225
I	0.825	0.700	1	0.578
J	2.850	8.220	1	23.427
K	0.865	2.390	1	2.067
K1	2.200	2.450	3	16.170
L	1.035	2.440	1	2.525
L1	0.915	3.800	1	3.477
L2	0.600	2.440	1	1.464
L3	1.135	1.260	1	1.430
L4	2.650	11.020	1	29.203
M	11.820	1.800	1	21.276
M1	0.345	1.000	1	0.345
M2	0.445	1.450	1	0.645
N	7.900	1.800	1	14.220
N1	0.300	0.700	1	0.210
N2	1.100	1.775	1	1.888
N3	3.050	1.800	1	5.490
N4	6.600	0.950	1	6.270
N5	2.250	2.000	1	4.500
N6	1.650	0.100	1	0.165
O	14.900	7.970	1	118.753
DEDUCTION (B)				437.337
F.A.R= COVERED AREA (A) - DEDUCTION (B)				487.125

TOWER B: FIRST FLOOR FAR CALCULATION				
S.NO.	LENGTH(M)	WIDTH(M)	NO.	AREA(SQ.M.)
COVERED AREA				
1	35.695	27.690	1	988.395
TOTAL ADDITIONS (A)				988.395
DEDUCTION				
A	2.225	0.740	1	1.647
A1	1.625	0.100	1	0.163
B	2.450	5.620	1	13.769
B1	2.075	5.070	1	10.520
B2	5.425	5.620	1	30.489
B3	1.875	0.450	1	0.844
B4	1.500	0.100	1	0.150
C	2.125	0.740	1	1.602
C1	1.565	0.100	1	0.157
D	7.155	3.820	1	27.332
D1	6.050	2.720	1	16.456
D2	7.750	3.820	1	29.605
D3	5.650	0.900	1	5.085
D4	0.950	1.800	1	0.450
E	3.250	1.800	1	5.850
E1	0.600	0.750	1	0.450
E2	0.500	0.450	1	0.225
E3	0.900	0.400	1	0.360
E4	1.350	0.620	1	0.837
F	4.250	2.800	1	11.900
F1	1.250	6.600	1	8.250
F2	1.010	2.200	1	2.222
G	3.000	2.200	1	6.600
G1	2.400	0.800	1	1.920
G2	0.740	0.800	1	0.592
G3	0.910	1.050	1	0.956
H	2.800	5.500	1	15.400
H1	1.450	0.900	1	1.305
H2	1.250	1.100	1	1.375
I	0.825	0.700	1	0.578
J	6.210	8.220	1	51.046
J1	0.450	2.600	1	1.170
J2	1.050	0.100	1	0.105
J3	3.360	6.400	1	21.504
K	0.865	2.390	1	2.067
K1	2.200	2.450	3	16.170
L	1.035	2.440	1	2.525
L1	0.915	3.800	1	3.477
L2	0.600	2.440	1	1.464
L3	1.135	1.260	1	1.430
L4	2.650	3.050	1	8.083
L5	3.050	7.970	1	24.309
M	11.820	1.800	1	21.276
M1	0.345	1.000	1	0.345
M2	0.445	1.450	1	0.645
N	7.900	0.850	1	6.715
N1	0.300	0.700	1	0.210
N2	1.100	1.775	1	1.888
N3	3.050	1.800	1	5.490
N4	1.650	0.100	1	0.165
N5	2.250	2.000	1	4.500
O	14.500	8.920	1	129.340
DEDUCTION (B)				501.020
F.A.R= COVERED AREA (A) - DEDUCTION (B)				487.375

NOTES :-

- VRV System is being provided.
- Full DG power back up is being provided.
- Toilets are mechanical ventilated.
- All lifts shall have 100% power back-up.
- All electrical installations shall be as per provision of NBC.
- Fire-fighting/safety provisions will be as per relevant NBC provisions.
- Basement area shall have mechanically ventilated as per relevant code.
- All toilets are ventilated as per Haryana Building Code 2017.
- Building has automatic sprinkler system wherever required by NBC.
- Building will be designed (structures) as per relevant I.S. codes for earthquake resistance.
- Solar panels of required capacity shall be provided on roof top as per haredaization norms.
- All handicap ramps with railing.
- All fire fighting installations shall be as per provision of NBC.
- The rainwater harvesting system shall be provided as per central ground water authority norms.

LEGEND : (Plumbing)

S. No.	SYMBOL	DESCRIPTION
1.	1	110Ø UPVC SOIL AND VENT PIPE
2.	2	110Ø UPVC WASTE AND VENT PIPE
3.	2	160Ø UPVC WASTE AND VENT PIPE (FOR KITCHEN)
4.	3	110Ø UPVC ANTI SYPHONAGE PIPE
5.	7	110Ø UPVC RAIN WATER PIPE
6.	8	110Ø UPVC BALCONY / CORRIDOR DRAIN PIPE
7.	4a	DOMESTIC WATER SUPPLY DROP FROM TANK TO TOILET / KITCHEN FOR TOP THREE FLOOR ONLY
8.	4b 4c	DOMESTIC WATER SUPPLY DROP FROM TANK TO TOILET / KITCHEN (METER WATER SUPPLY SCHEMATIC DWG.)
9.	6	RECYCLED WATER SUPPLY DROP FROM O.H.T. TO W.C.
10.	H.S.	HEALTH SPRAY (WITH ANGLE VALVE
11.		COLD WATER SUPPLY PIPE (CWS)
12.		HOT WATER SUPPLY PIPE (HWS)
13.		RECYCLED WATER SUPPLY PIPE (RWS)
14.		ISOLATING VALVE
15.		NON RETURN VALVE
16.	DP	DRAIN POINT
17.	PT	P TRAP (113 X 110 MM) - long type (50 mm seal)
18.	ST	S TRAP (113 X 110 MM) (50 mm seal)

TOWER A&B: Door Window Schedule

DOOR/ WINDOW	WIDTH	HEIGHT	SILL	LINTEL
D01	750	2100	300	2400
D02	800	2400	0	2400
D03	750	2100	300	2400
D04	1050	2400	0	2400
D05	750	2100	300	2400
D08	900	2600	0	2600
D09	450	2100	300	2400
D13	910	2100	300	2400
0	0	0	0	0
FD01	1250	2400	0	2400
FD02	1500	2100	300	2400
FD03	900	2400	0	2400
FD04	750	2100	300	2400
FD05	1250	2600	0	2600
0	0	0	0	0
W01	750	2100	300	2400
W02	600	1200	1200	2400
W03	800	800	1200	2000
W04	600	700	1200	1900
W06	2700	1700	900	2600
W07	600	1400	1200	2600
0	0	0	0	0
DW01	2450	2600	0	2600
DW02	2700	2600	0	2600
DW03	1575	2600	0	2600
DW04	2050	2600	0/1200	2400
DW05	7200	2600	0	2600
DW07	3050	2600	0	2600
DW08	3525	2600	0	2600
DW13	1520	2600	0/1200	2600

Checked and found ok for Public Health (Internal) Services only subject to comments as in forwarding letter No. 22/4996 Dt. 14/7/24

Superintending Engineer(HQ)
O/o Chief Engineer-I,
HSVP, Panchkula.

DDT(T)
MEMBER
BPAC

CONCEPT ARCHITECTS:
D P ARCHITECTS

STRUCTURAL CONSULTANTS:
KELKAR DESIGNS PVT. LTD.

MEP CONSULTANTS:
CESPL PVT LTD.

DEVELOPER:
GODREJ PROJECTS DEVELOPMENT LIMITED

ARCHITECT OF RECORD:
ARCHITECTURE COLLECTIVE

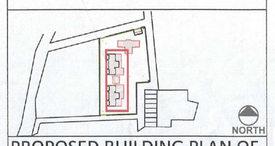

NORTH

PROPOSED BUILDING PLAN OF GROUP HOUSING SITE NO. 25 AT SECTOR 43, GURUGRAM

TOWER A & B - FIRST FLOOR PLAN

DRG NO. M-T-B-2.2

SCALE : 1:125

DATE :

DEALT : VANSHICA

OWNER'S SIGN

Godrej Properties Development Limited
Authorised Signatory

ARCHITECT SIGN AND STAMP
GAURAV SANAN
CA Registration No. CA/09/26531