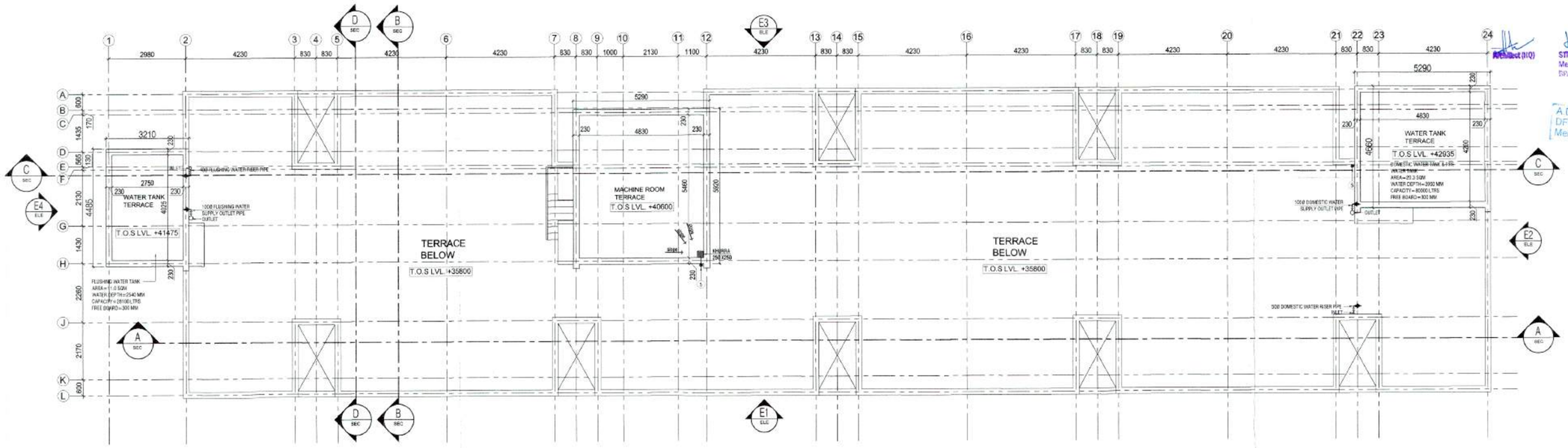

MACHINE ROOM/OH TANKS/MUMTY TERRACE PLAN (EWS BLOCK)

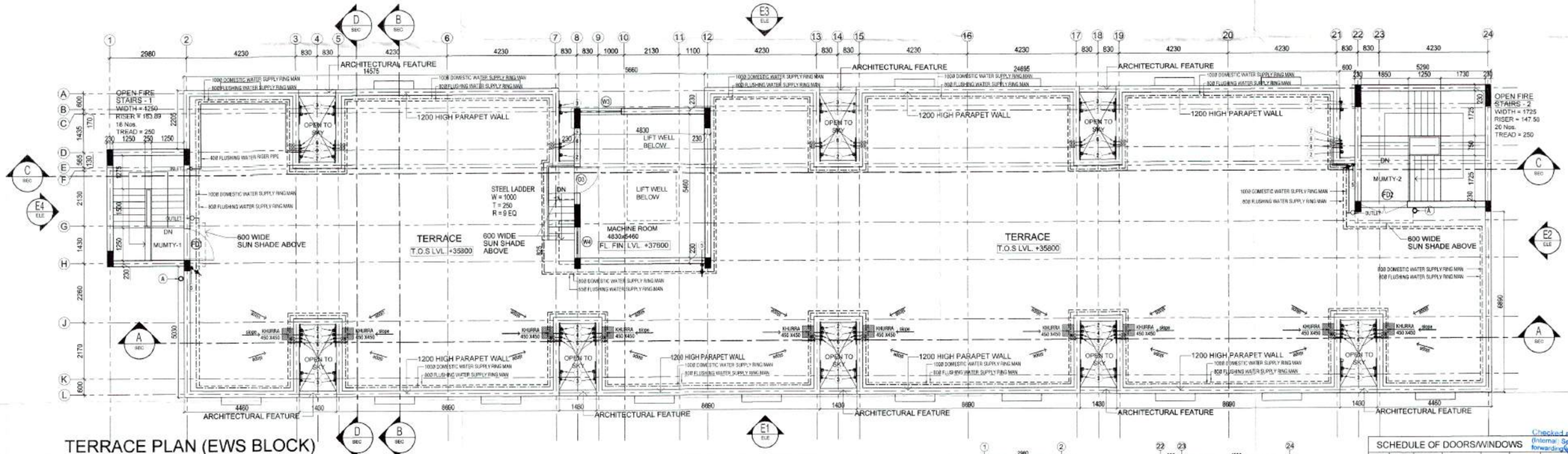

TERRACE PLAN (EWS BLOCK)

SCHEDULE OF PIPES :-	
PIPE NO.	DESCRIPTION
1	110 OD uPVC SOIL , WASTE & VENT PIPE
2	110 OD uPVC WASTE & VENT PIPE
2a	90 OD UPVC WASTE PIPE FOR W.M
3	75 OD uPVC ANTI-SYPHONAGE PIPE
4	110 OD uPVC TERRACE RAIN WATER PIPE
5	90 OD UPVC RAIN WATER PIPE FOR BALCONY
6	DOMESTIC WATER SUPPLY D/N TAKE PIPE *
7	FLUSHING WATER SUPPLY D/N TAKE PIPE *
8	50Ø DOMESTIC WATER SUPPLY RISER *
9	40Ø FLUSHING WATER SUPPLY RISER *
10	HOT WATER SUPPLY PIPE
11	DOMESTIC WATER SUPPLY D/N TAKE PIPE FOR TOP TWO FLOOR
FT	FLOOR TRAP (110x110) MM
FD	FLOOR DRAIN (110x63) MM
BD	BALCONY DRAIN (110x63) MM
OD	OUTER DIA OF PIPE

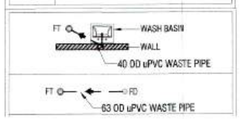

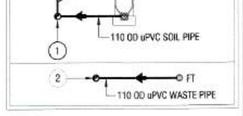

FIRE LEGEND :-	
A	150Ø M.S FIRE WET RISER PIPE
FHC	FIRE HOSE CABINET

IMPORTANT NOTES:-

(250 x 250)mm CUT OUT IN FHC.

1.) 150Ø M.S FIRE WET RISER PIPE.

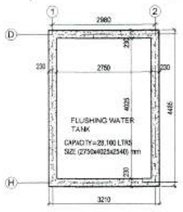

TANKS ABOVE MUMTY-1 PLAN

TANKS ABOVE MUMTY-2 PLAN

SCHEDULE OF DOORS/WINDOWS						
S.NO	TYPE	WIDTH	HEIGHT	CILL	LINTEL	LOCATION
1.	D1	1000	2150	00	2150	BALCONY
2.	D2	750	2150	00	2150	WC
3.	D3	1000	2150	00	2150	MACHINE ROOM
4.	DW1	1390	2150/1250	00/900	2150	BALCONY
5.	FD1	1200	2100	00	2100	STAIRCASE -1 MUMTY
6.	FD2	1800	2100	00	2100	STAIRCASE - 2 MUMTY
7.	W1/EF	600	1250	900	2150	KITCHENETTE
8.	W2/EF	600	1250	900	2150	WC
9.	W3	1600	1250	900	2150	LIFT LOBBY,MACHINE ROOM
10.	W4	1200	1250	900	2150	MACHINE ROOM
11.	SD1	750	2150	00	2150	SHAFT
12.	SD2	1200	2050	100	2150	FHC
13.	SD3	1430	2050	100	2150	ELEC. SHAFT

Checked and found ok for Public (Internal: Service only subject to comments forwarding letter No. SEIAC/ ... dt ...)
Superintending Engineer (HQ)

Architect (HQ)
STP, Punjab Member BPAC
STP (HQ) Member Secretary
A.D.F.O. (HQ) DFS PKL Member B.P.C.
CTP, Haryana Sub-Chairman BPAC

This drawing is a "COPYRIGHT" contents of this drawing or part thereof may not be used or reproduced without the permission of the Architect

NO. OF PRINTS	ISSUED TO	REMARKS

REVISION	DATE	DESCRIPTION	BY

GENERAL NOTES
1. ALL DIMENSIONS ARE IN MM UNLESS MENTIONED OTHERWISE

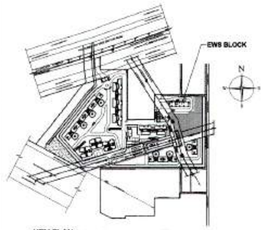

KEY PLAN

REVISED SUBMISSION DRAWINGS

PROJECT :
REVISED BUILDING PLANS FOR GROUP HOUSING COLONY MEASURING 21.70925 Acres(LICENCE No.60 of 2014 dated 30/06/2014 for 16.43125 Acres & LICENSE NO.120 of 2014 dated 22/08/2014 for 5.278 Acres) IN SECTOR-37, BAHADURGARH BEING DEVELOPED BY HLT RESIDENCY PVT. LTD. AND OTHERS IN COLLABORATION WITH HL PROMOTERS PVT. LTD.

DATE	CHECKED BY	APPROVED BY
MARCH 2018	DEEPAK	
SCALE	DEALT BY	
1: 75	S.LAL	S.M.SHARMA

DRAWING TITLE

BLOCK-7 / EWS BLOCKS (G+11)

TERRACE PLAN & MACHINE ROOM/OH TANKS/MUMTY TERRACE PLAN

OWNER'S SIGN: FOR HL PORMOTOR PVT LTD — Auth. Signatory.

ARCHITECT'S SIGN: S. M. SHARMA, Council of Architecture Registration No. CA/79/5029

ARCHITECTS:-
C. P. KUKREJA ARCHITECTS
ASHIRWAD BUILDING,
D-1,GREEN PARK,
NEW DELHI - 110016
PHONE :- 011 26863953 FAX :- 011 26865770
E-MAIL:-cpk@cpkukreja.com

STRUCTURAL CONSULTANTS
VITAL TECHNICAL PROJECTS CONSULTANTS(P)LTD.
H.O.-B-74, SECTOR 57, NOIDA
UTTAR PRADESH-201301(INDIA)
BOARD NO.:91-120-4308500
DESIGN & ENGINEERING * COST & QUALITY MANAGEMENT * PROPERTIES
GURGAON HYDERABAD NEWDELHI NODA

MEP Services Consultants:
PARADISE CONSULTANTS
Plot No. 103, Basement,
Near Living Style Mall ,Jasola Vihar
Landline +91-11-29943601 26943216
New Delhi - 110025
E-mail: paradiseconsultants@gmail.com
website: www.paradiseconsultants.com

DRAWING NO. 14007/TH BH /SUB/BLOCK-7/EWS/A-TR01

CAD NO.

DRG. NO. 23/35