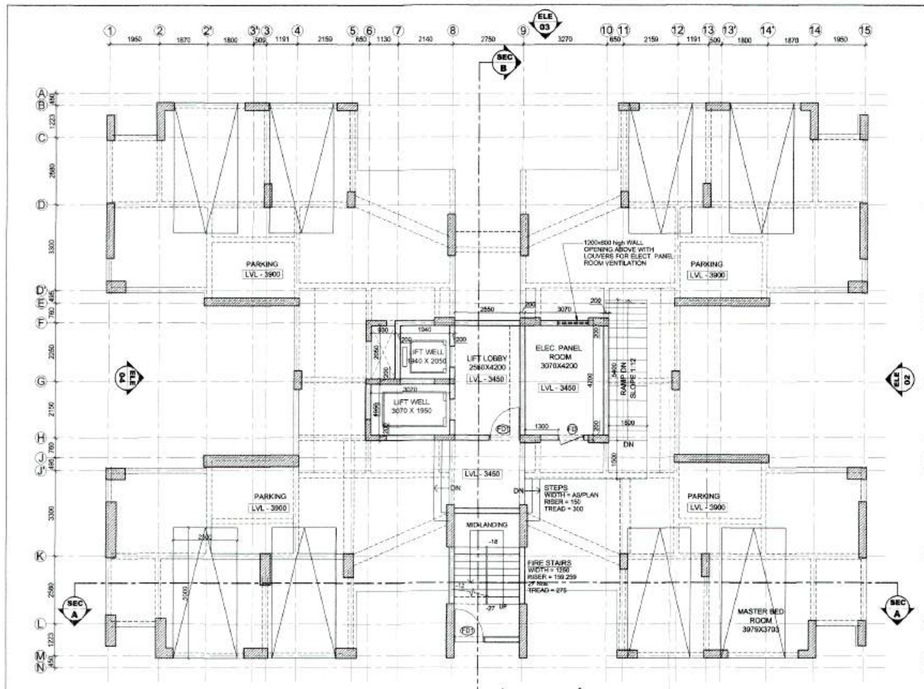

BASEMENT FLOOR PLAN
(TOWER T-10)

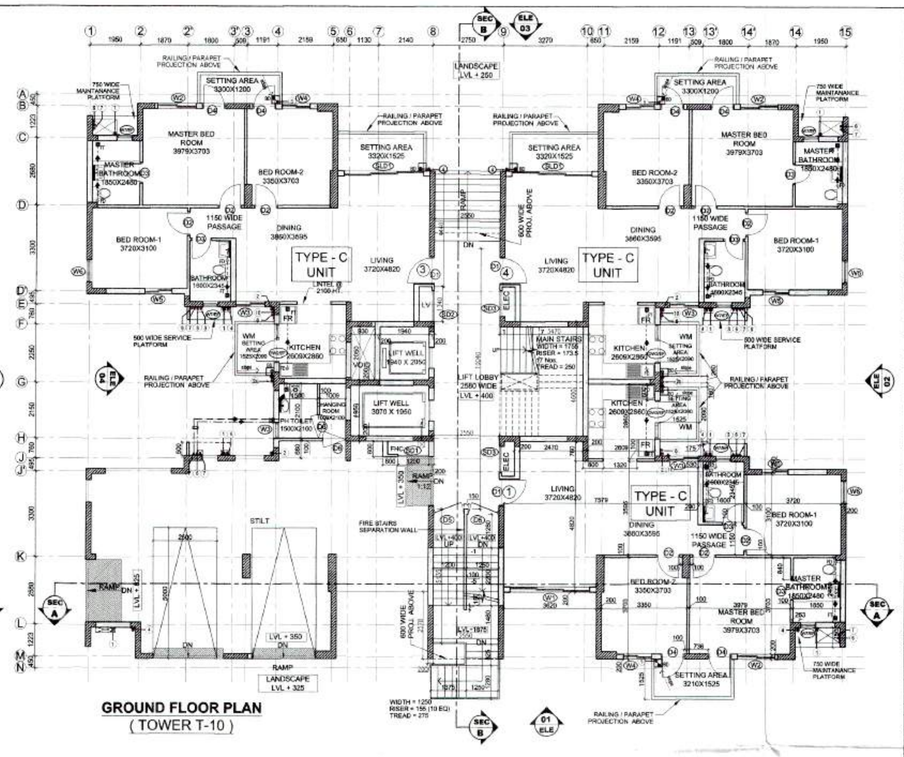

GROUND FLOOR PLAN
(TOWER T-10)

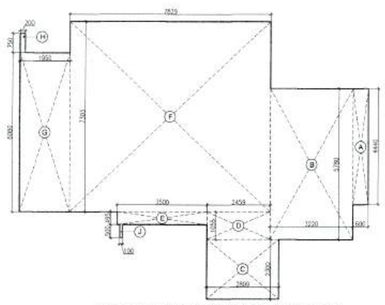

SINGLE UNIT FAR. AREA DIAGRAM ON TYPICAL FLOOR

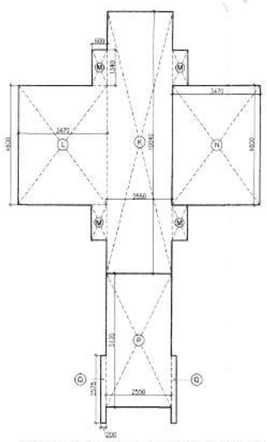

CIRCULATION FAR. AREA DIAGRAM ON GROUND FLOOR

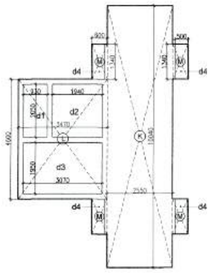

CIRCULATION FAR. AREA DIAGRAM ON TYPICAL FLOOR

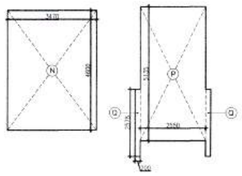

NON FAR AREA DIAGRAM ON TYPICAL FLOOR

PH TOILET & CHANGING ROOM AREA DIAGRAM

SCHEDULE OF DOORS/WINDOWS (BLOCK - 6)

S.NO	TYPE	WIDTH	HEIGHT	CILL	LINTEL	LOCATION
1.	D1	1050	2100	00	2100	MAIN ENTRY
2.	D2	900	2100	00	2100	BED ROOMS
3.	D3	800	2100	00	2100	TOILETS
4.	D4	900	2100	00	2100	BED ROOM BALCONY
5.	D5	1200	2100	00	2100	FIRE STAIRCASE
6.	D6	900	2100	00	2100	PH TOILET
7.	FD	1000	2100	00	2100	ELEC. ROOM BASEMENT
8.	FD1	1200	2100	00	2100	LIFT LOBBY BASEMENT FIRE STAIRS
9.	DW1	2550	2100/1050	00/1050	2100	MACHINE ROOM
10.	DW2/EF	1480	2100/1050	00/1050	2100	KITCHEN
11.	SLD1	3120	2100	00	2100	LIVING ROOM
12.	W1	3120	1950	150	2100	LIVING ROOM
13.	W2	1500	1200	900	2100	MASTER BED ROOM
14.	W3	1130	1950	150	2100	DINING
15.	W4	1120	1200	900	2100	BED ROOM - 2
16.	W5	1050	1200	900	2100	BED ROOM - 1
17.	W6	855	1950	150	2100	BED ROOM - 1
18.	W7/EF	600	900	1200	2100	TOILETS
19.	J1	1800	1200	900	2100	FIRE STAIRS (JAALI)
20.	SD1	1200	2000	100	2100	PHC SHAFT
21.	SD2	1200	2000	100	2100	LV SHAFT
22.	SD3	1000	2000	100	2100	ELEC. SHAFT

PLUMBING NOTES:-

1. WASH BASIN TO FLOOR TRAP (TT) 40 OD uPVC PIPE
2. KITCHEN SINK TO FLOOR TRAP (FT) 75 OD uPVC
3. FLOOR DRAIN (FD) TO FLOOR TRAP (FT) 63 OD uPVC WASTE PIPE
4. 110 OD uPVC PIPE USED FOR SOIL & WASTE
5. 110 OD uPVC PIPE USED FOR TERRACE RAIN WATER
6. 90 OD uPVC PIPE USED FOR BALCONY RAIN WATER

SCHEDULE OF PIPES :-

PIPE NO.	DESCRIPTION
1	110 OD uPVC SOIL, WASTE & VENT PIPE
2	110 OD uPVC WASTE & VENT PIPE
2a	90 OD UPVC WASTE PIPE FOR W.M
3	75 OD uPVC ANTI-SYPHONAGE PIPE
4	110 OD uPVC TERRACE RAIN WATER PIPE
5	90 OD UPVC RAIN WATER PIPE FOR BALCONY
6	DOMESTIC WATER SUPPLY 32N TAKE PIPE *
7	FLUSHING WATER SUPPLY 32N TAKE PIPE *
8	15NB DOMESTIC WATER SUPPLY RISER *
9	50B FLUSHING WATER SUPPLY RISER *
10	HOT WATER SUPPLY PIPE
11	DOMESTIC WATER SUPPLY 32N TAKE PIPE FOR TOP TWO FLOOR
FT	FLOOR TRAP (110x110) MM
FD	FLOOR DRAIN (110x63) MM
BD	BALCONY DRAIN (110x63) MM
OD	OUTER DIA OF PIPE

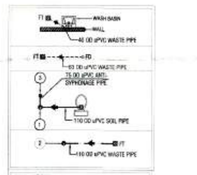

FIRE LEGEND :-

X	15NB M.S FIRE HOT RISER PIPE
FHC	FIRE HOSE CABINET

IMPORTANT NOTES:-

(550 x 250)mm CUT OUT IN FHC
1.) 15NB M.S FIRE WET RISER PIPE.

AREA STATEMENT FOR TOWER T-10 IN BLOCK - 6 (GROUND/ STILT+14 FLOORS)

1 SINGLE UNIT FAR AREA DETAIL ON GROUND / TYPICAL FLOORS (TYPE - 'C' UNIT)

ADDITIONAL AREAS

BLOCK NAME	NOS. OF BLOCK	LENGTH	WIDTH	AREA	UNITS
A	1	0.600	4.440	2.664	SQM.
B	1	3.220	5.780	18.612	SQM.
C	1	2.809	2.300	6.461	SQM.
D	1	2.459	1.055	2.594	SQM.
E	1	3.500	0.495	1.733	SQM.
F	1	7.829	7.303	57.175	SQM.
G	1	1.950	6.080	11.856	SQM.
H	1	0.200	0.750	0.150	SQM.
J	1	0.100	0.500	0.050	SQM.
TOTAL FAR OF SINGLE TYPE - 'C' UNIT =				101.294	SQM. A

2 CIRCULATION FAR AREA DETAIL ON GROUND FLOOR

ADDITIONAL AREAS

BLOCK NAME	NOS. OF BLOCK	LENGTH	WIDTH	AREA	UNITS
K	1	2.550	10.040	25.602	SQM.
L	1	3.470	4.600	15.962	SQM.
M	4	0.600	1.340	3.216	SQM.
N	1	3.470	4.600	15.962	SQM.
P	1	2.550	5.135	13.094	SQM.
Q	2	0.200	2.578	1.031	SQM.
			TOTAL	74.867	SQM.
CIRCULATION FAR AREA ON GROUND FLOOR				74.867	SQM. B

2a PH/COMMON TOILET & CHANGING ROOM FAR AREA DETAIL ON GROUND FLOOR

ADDITIONAL AREAS

BLOCK NAME	NOS. OF BLOCK	LENGTH	WIDTH	AREA	UNITS
R	1	2.809	2.300	6.461	SQM.
			TOTAL	6.461	SQM.
PH/COMMON TOILET & CHANGING ROOM FAR AREA ON GROUND FLOOR				6.461	SQM. B1

3 CIRCULATION FAR AREA DETAIL ON TYPICAL FLOOR

ADDITIONAL AREAS

BLOCK NAME	NOS. OF BLOCK	LENGTH	WIDTH	AREA	UNITS
K	1	2.550	10.040	25.602	SQM.
L	1	3.470	4.600	15.962	SQM.
M	4	0.600	1.340	3.216	SQM.
TOTAL				44.780	SQM.

DEDUCTIONS AREAS

BLOCK NAME	NOS. OF BLOCK	LENGTH	WIDTH	AREA	UNITS
d1	1	0.930	2.050	1.907	SQM.
d2	1	1.940	2.550	4.947	SQM.
d3	1	3.070	1.950	5.987	SQM.
d4	4	0.500	1.300	2.660	SQM.
TOTAL				14.550	SQM.
CIRCULATION AREA ON TYPICAL FLOOR = ADDITIONAL - DEDUCTIONS					
		ADDITIONAL AREA		44.780	SQM.
		DEDUCTIONS		14.550	SQM.
CIRCULATION FAR AREA ON TYPICAL FLOOR =				30.230	SQM. C

Checked and found as per Town & Country Planning Department Haryana Service only for compliance of provisions of Haryana Building Code, 2017 for Layout Plan Inter No. SE/ [illegible] Superintending Engineer HSVP Panchkula

3a NON FAR AREA - STAIRCASE DETAIL ON TYPICAL FLOOR

ADDITIONAL AREAS

BLOCK NAME	NOS. OF BLOCK	LENGTH	WIDTH	AREA	UNITS
N	1	3.470	4.600	15.962	SQM.
P	1	2.550	5.135	13.094	SQM.
Q	2	0.200	2.578	1.031	SQM.
TOTAL				30.087	SQM. C1

4 UNITS DETAIL IN GROUND FLOOR / TYPICAL FLOORS

TOTAL NO. OF UNITS ON GROUND FLOOR	3	UNITS
TOTAL NO. OF UNITS ON TYPICAL FLOOR	4	UNITS

5 TOTAL FAR ON GROUND FLOOR OF TOWER T-10

ALL 3 UNITS FAR + CIRCULATION FAR+PH TOILET & CHANGING ROOM FAR AREA ON GROUND FLOOR

NOS. OF UNIT	SINGLE UNIT FAR	TOTAL FAR
3	101.294	303.883
CIRCULATION FAR AREA ON GROUND FLOOR (B)=		74.867
PH/COMMON TOILET & CHANGING ROOM FAR AREA ON GR FLOOR(B1)=		6.461 SQM.
TOTAL FAR AREA ON GROUND FLOOR		385.211 SQM. D

6 TOTAL FAR ON ONE TYPICAL FLOOR =

ALL 4 UNITS FAR + CIRCULATION FAR AREA ON TYPICAL FLOOR

NOS. OF UNIT	SINGLE UNIT FAR	TOTAL FAR
4	101.294	405.177
CIRCULATION FAR AREA ON TYPICAL FLOOR = (C)		30.230
TOTAL FAR AREA ON TYPICAL FLOOR		435.407 SQM. E
NO. OF TYPICAL FLOORS IN SINGLE TOWER =	14	
ALL TYPICAL FLOORS FAR AREA =	14 X	435.407 SQM.
TOTAL 14 TYPICAL FLOORS FAR AREA		6095.697 SQM. F

7 NET TOTAL FAR IN TOWER T-10 =

GROUND FLOOR FAR. (D)	=	385.211
ALL 14 TYPICAL FLOOR FAR. (F)	=	6095.697
	=	6480.908 SQM. G

8 GROUND COVERAGE OF TOWER T-10 OF BLOCK - 6

ALL 4 UNITS FAR ON TYPICAL FLOOR (WITHOUT DEDUCTIONS) + GROUND CIRCULATION FAR AREA

UNIT TYPE	NOS. OF UNIT	SINGLE UNIT FAR WITHOUT DEDUCTIONS	TOTAL FAR
TYPE - C	4	101.294	405.177
CIRCULATION FAR AREA ON GROUND FLOOR			74.867
TOTAL GROUND COVERAGE AREA			480.044 SQM. H

9 STILT AREA DETAIL OF TOWER T-10 IN BLOCK - 6

GROUND COVERAGE AREA - GROUND FLOOR FAR AREA = H - D =

480.044	-	385.211	=	94.834 SQM.

10 POPULATION CALCULATION FOR TOWER T-10 IN BLOCK - 6 (GROUND / STILT+14 FLOORS)

FLOORS	UNITS (A)	SINGLE UNIT POPULATION (B)	TOTAL POPULATION (A X B)
GROUND	3	5	15
1st FLOOR	4	5	20
2nd	4	5	20
3rd	4	5	20
4th	4	5	20
5th	4	5	20
6th	4	5	20
7th	4	5	20
8th	4	5	20
9th	4	5	20
10th	4	5	20
11th	4	5	20
12th	4	5	20
13th	4	5	20
14th	4	5	20
TOTAL NOS. IN SINGLE TOWER	59		295

11 MUMTY , MACHINE ROOM / OH TANKS AREA

ADDITIONAL AREAS

BLOCK NAME	NOS. OF BLOCK	LENGTH	WIDTH	AREA	UNITS
X	1	9.490	4.600	43.654	SQM.
Y	1	2.950	5.265	15.532	SQM.
TOTAL AREA =				59.186	SQM. J

A.D.F.O. (HQ)
DFS PKL
Member S.P.C.

This drawing is a "COPYRIGHT". Contents of this drawing or part thereof may not be used or reproduced without the permission of the Architect.

NO. OF PRINTS	DATE	ISSUED TO	REMARKS
		STP (HQ) Member SPAC	STP, Haryana Cum Chairman SPAC

REVISION	DATE	DESCRIPTION	BY

GENERAL NOTES :

1. All dimensions are in mm unless mentioned otherwise
2. No dimensions are to be scaled from this drawing.

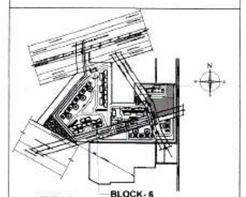

KEY PLAN

BLOCK- 6
TOWER T-10

REVISED SUBMISSION DRAWINGS

PROJECT :
REVISED BUILDING PLANS FOR GROUP HOUSING COLONY MEASURING 21.70925 Acres(LICENCE No.60 of 2014 dated 30/06/2014 for 16.43125 Acres & LICENSE NO.120 of 2014 dated 22/08/2014 for 5.278 Acres) IN SECTOR-37, BAHADURGARH BEING DEVELOPED BY HLT RESIDENCY PVT. LTD. AND OTHERS IN COLLABORATION WITH HL PROMOTERS PVT. LTD.

DATE	CHECKED BY	APPROVED BY
MARCH 2018	DEEPAK	
SCALE 1:500	DEALT BY AMAN SOOD	S.M.SHARMA

DRAWING TITLE
BLOCK- 6
TOWER T-10 (GROUND / STILT +14 FLOORS)

BASEMENT FLOOR , GROUND FLOOR PLAN & AREA DIAGRAM & AREA STATEMENT

OWNER'S SIGN: FOR HL PROMOTERS PVT. LTD. — Auth. Signatory

ARCHITECTS SIGN: S. M. [illegible] MA — Council of A[illegible] Registration No. CA/[illegible]

ARCHITECTS:-
C. P. KUKREJA ARCHITECTS
ASHIRWAD BUILDING,
D-1 GREEN PARK,
NEW DELHI - 110016
PHONE - 011 26563563 FAX - 011 26565770
EMAIL-coka@cpkukreja.com

STRUCTURAL CONSULTANTS
TPC TECHNICAL PROJECTS CONSULTANTS(P)LTD
H.O. S-74, SECTOR 57, NOIDA
(UTTAR PRADESH-201301,INDIA)
BOARD NO.-91-120-4306900
(WORLD ENGINEERING * COST & QUALITY MANAGEMENT *NETWORKING)
GURGAON HYDERABAD MUMBAI NOIDA

MEP Services Consultants
PARADISE CONSULTANTS
Plot No. 103, Basement,
Near Living Style Mall, Jasola Vihar
Landline +91-11-26943601, 26943216
New Delhi - 110025
E-mail: paradiseconsultants@gmail.com
website: www.paradiseconsultants.com

DRAWING NO.
14007/TH.BH/SUB/LATEST/BLOCK-6/A-FP00

CAD NO.

DRG. NO. 17/35