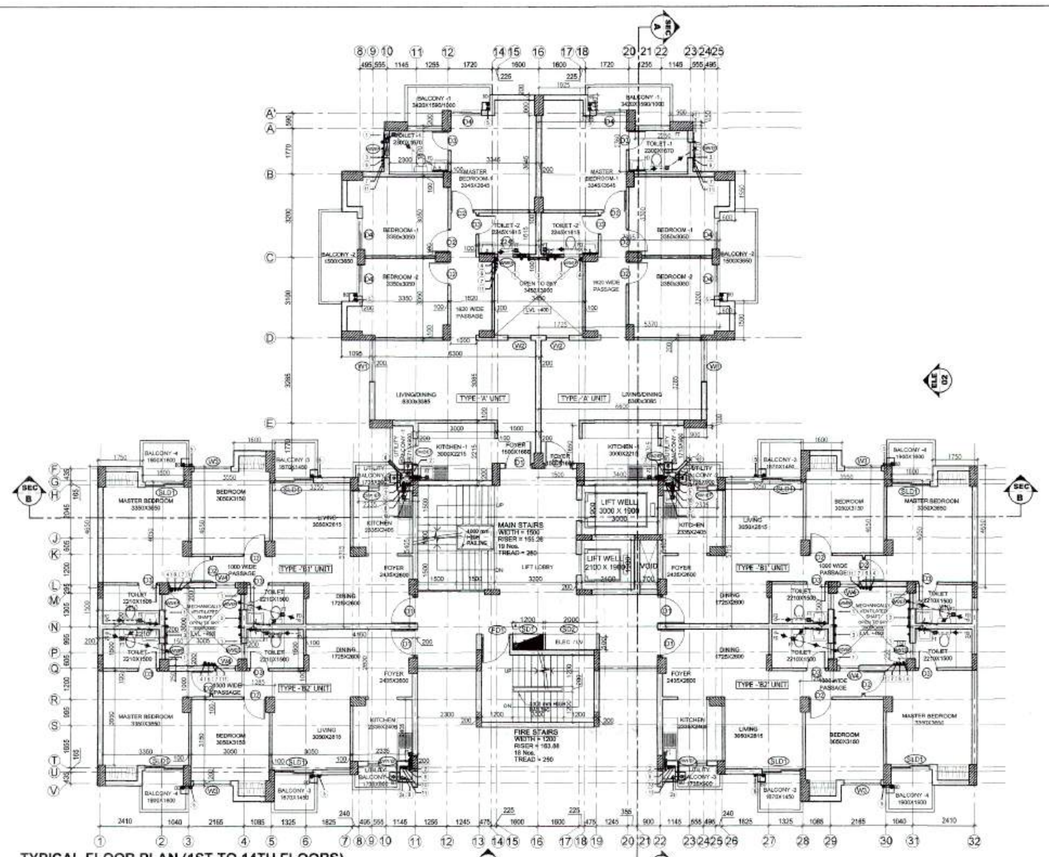

TYPICAL FLOOR PLAN (1ST TO 14TH FLOORS)

FOR TOWERS - 1,2,3,4,13,14,15

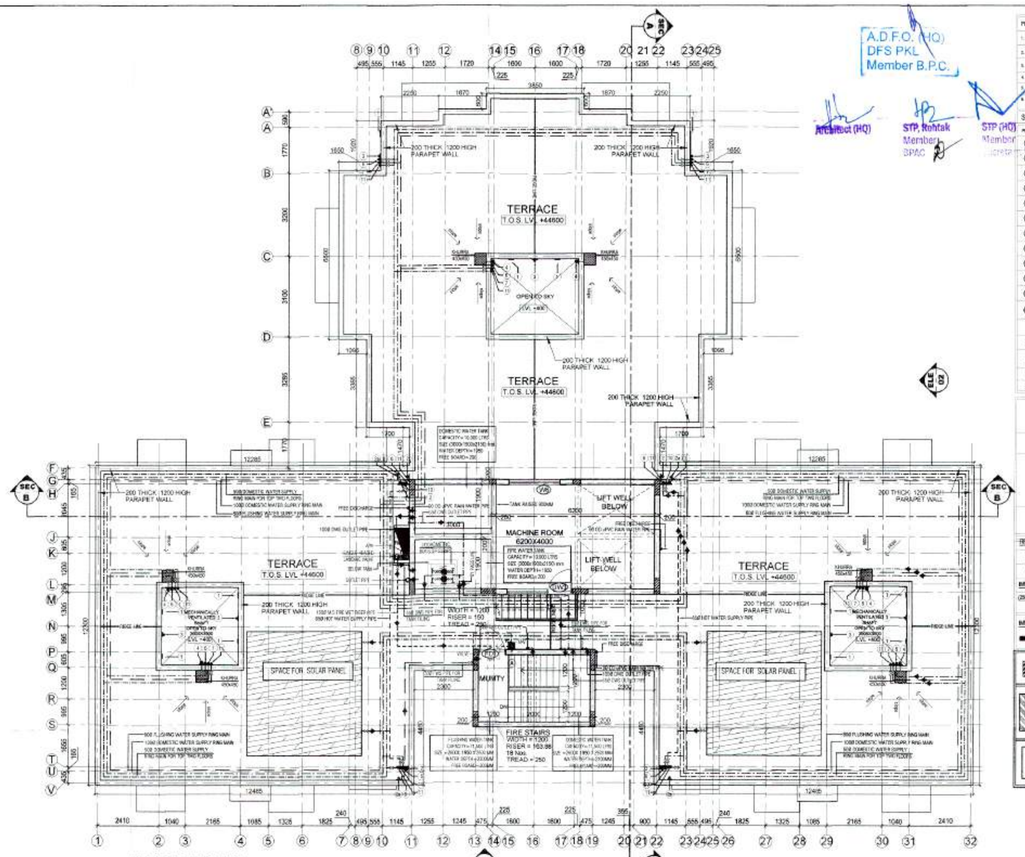

TERRACE PLAN

FOR TOWERS - 1,2,3,4,13,14,15

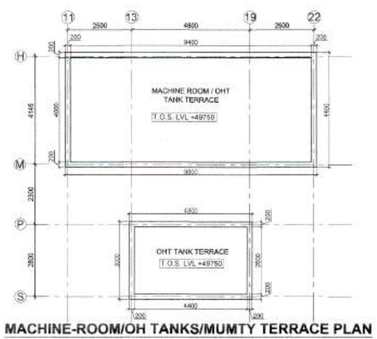

MACHINE-ROOM/OH TANKS/MUMTY TERRACE PLAN

FOR TOWERS - 1,2,3,4,13,14,15

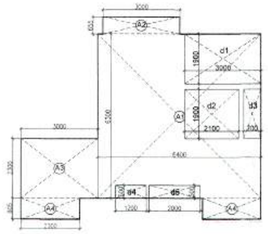

CIRCULATION FAR AREA DIAGRAM ON TYPICAL FLOOR

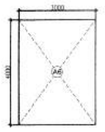

NON FAR AREA DIAGRAM ON TYPICAL FLOOR

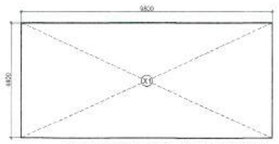

MACHINE ROOM / OH TANKS AREA DIAGRAM

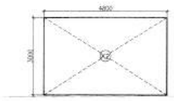

MUMTY AREA DIAGRAM

SCHEDULE OF DOORS/WINDOWS (BLOCKS - 1 , 4 & 5)						
S.NO	TYPE	WIDTH	HEIGHT	CILL	LINTEL	LOCATION
1.	D1	1050	2100	00	2100	MAIN ENTRY
2.	D2	900	2100	00	2100	BED ROOMS
3.	D3	800	2100	00	2100	TOILETS
4.	D4	1200	2100	00	2100	BED ROOM BALCONY
5.	FD1	1100	2100	00	2100	FIRE STAIRCASE
6.	FD2	1200	2100	00	2100	BASEMENT LIFT LOBBY
7.	DW1/EF	1015	2100/1050	00/1050	2100	KITCHEN
8.	DW2/EF	1135	2100/1050	00/1050	2100	KITCHEN
9.	DW3	2550	2100/1050	00/1050	2100	MACHINE ROOM
10.	SLD1	1500	2100	00	2100	BEDROOM / LIVING
11.	W1	1600	1200	900	2100	LIVING ROOM
12.	W2	900	1200	900	2100	LIVING ROOM
13.	W3	1450	1200	900	2100	BED ROOM
14.	W4	750	1200	900	2100	PASSAGE
15.	WS/EF	600	900	1200	2100	TOILETS
16.	W5	2000	1200	900	2100	MACHINE ROOM
17.	W7	2300	1200	900	2100	LIFT LOBBY
18.	SD1	1200	2000	100	2100	FHC SHAFT
19.	SD2	2000	2000	100	2100	ELEC. & LV SHAFT

5	CIRCULATION FAR AREA DETAIL ON TYPICAL FLOOR						
	ADDITIONAL AREAS						
	BLOCK NAME	NOS. OF BLOCK	LENGTH	WIDTH	AREA	UNITS	
	A1	1	6.400	6.300	40.320	SQM	
	A2	1	3.000	0.655	1.965	SQM	
	A3	1	3.000	2.300	6.900	SQM	
	A4	2	2.300	0.805	3.703	SQM.	
				TOTAL	52.888	SQM.	G
	DEDUCTIONS AREAS						
	BLOCK NAME	NOS. OF BLOCK	LENGTH	WIDTH	AREA	UNITS	
	d1	1	3.000	1.900	5.700	SQM.	
	d2	1	2.100	1.900	3.990	SQM.	
	d3	1	0.700	1.900	1.330	SQM.	
	d4	1	1.200	0.500	0.600	SQM.	
	d5	1	2.000	0.500	1.000	SQM.	
				TOTAL	12.620	SQM.	H
	TOTAL CIRCULATION FAR AREA ON TYPICAL FLOOR =G-H				40.268	SQM.	J

5a	NON FAR AREA - STAIRCASE DETAIL ON TYPICAL FLOOR						
	ADDITIONAL AREAS						
	BLOCK NAME	NOS. OF BLOCK	LENGTH	WIDTH	AREA	UNITS	
	A5	1	4.800	3.000	14.400	SQM.	
	A6	1	3.000	4.000	12.000	SQM.	
				TOTAL	26.400	SQM.	J1

6	TOTAL FAR IN TYPICAL FLOOR				
	ALL 6 UNITS FAR + CIRCULATION FAR AREA ON TYPICAL FLOOR				
	UNIT TYPE	NOS. OF UNIT	SINGLE UNIT FAR	TOTAL FAR	
	UNIT - A	2	90.398	180.796	SQM.
	UNIT - B1	2	69.247	138.494	SQM.
	UNIT - B2	2	69.467	138.934	SQM.
	CIRCULATION FAR AREA			40.268	SQM.
	TOTAL FAR AREA ON TYPICAL FLOOR (For 1st to 14th Floors)			498.492	SQM. K
	NO. OF TYPICAL FLOOR IN SINGLE TOWER=			14	
	ALL TYPICAL FLOOR FAR AREA IN SINGLE TOWER = Kx14			6978.8894	SQM. L

7	NET TOTAL FAR AREA IN ONE TOWER IN BLOCKS-1, 4 & 5 =				
	GROUND FLOOR FAR = C	=	537.512	SQM.	
	TYPICAL FLOOR FAR = L	=	6978.889	SQM.	
		=	7516.402	SQM.	M

8	MUMTY, MACHINE ROOM & WATER TANK AREA OF ONE TOWER IN BLOCKS-1, 4 & 5						
	BLOCK NAME	NOS. OF BLOCK	LENGTH	WIDTH	AREA	UNITS	
	X1	1	9.800	4.400	43.120	SQM	
	X2	1	4.800	3.000	14.400	SQM	
				TOTAL	57.520	SQM.	N

9	POPULATION CALCULATION FOR TYPICAL TOWER IN BLOCKS - 1 , 4 & 5 (T-1, T-2, T-3, T-4, T-13, T-14 & T-15)					
	FLOORS	UNITS (A)	SINGLE UNIT POPULATION (B)	TOTAL POPULATION IN SINGLE FLOOR (A X B) = C	NO. OF FLOORS (D)	TOTAL POPULATION IN TOWER (C X D) = E
	GROUND	6	5	30	1	30
	1st-14th	6	5	30	14	420
	TOTAL NO. IN SINGLE TOWER					450

Checked and found ok for Public Health (Internal) Service only subject to comments in forwarding letter No. SE(HQ)/..... Dt/.....)

Superintending Engineer (HQ)
HSVP, Panchkula
31/1/18

A.D.F.O. (HQ)
DFS PKL
Member B.P.C.

Architect (HQ) | STP, Rohtak Member SPAC | STP (HQ) Member SPAC

This drawing is a "COPYRIGHT". Contents of this drawing or part thereof may not be used or reproduced without the permission of the architect.

NO. OF PRINTS	DATE	ISSUED TO	REMARKS

REVISION	DATE	DESCRIPTION	BY

GENERAL NOTES :

1. All dimensions are in mm unless mentioned otherwise.
2. No dimensions are to be scaled from this drawing.

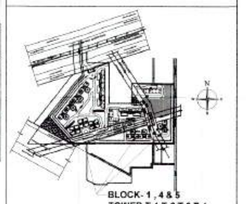

KEY PLAN

BLOCK- 1 , 4 & 5
TOWER T-1,T-2,T-3,T-4, T-13,T-14,T-15

REVISED SUBMISSION DRAWINGS

REVISED BUILDING PLANS FOR GROUP HOUSING COLONY MEASURING 21.70925 Acres(LICENCE No.60 of 2014 dated 30/06/2014 for 16.43125 Acres & LICENSE NO.120 of 2014 dated 22/08/2014 for 5.278 Acres) IN SECTOR-37, BAHADURGARH BEING DEVELOPED BY HLT RESIDENCY PVT. LTD. AND OTHERS IN COLLABORATION WITH HL PROMOTERS PVT. LTD.

DATE	CHECKED BY	APPROVED BY
MARCH 2018	DEEPAK	S.M.SHARMA
SCALE 1:300	DEALT BY AMAN SOOD	

DRAWING TITLE
BLOCKS - 1 , 4 & 5
TOWERS T-1 ,T-2 , T-3 , T-4 ,T-13 , T-14 , T-15
(GROUND +14 FLOORS)
TYPICAL FLOOR , TERRACE PLAN , MACHINE ROOM / OH TANKS / MUMTY TERRACE PLAN & AREA DIAGRAM & AREA STATEMENT

OWNER'S SIGN | ARCHITECT'S SIGN

FOR HL PROMOTERS PVT. LTD.
S.M. SHARMA
Council of Architecture Registration No. CA/91-5029
Auth. Signatory

ARCHITECTS:-
C. P. KUKREJA ARCHITECTS
ASHIRWAD BUILDING,
D-1,GREEN PARK,
NEW DELHI - 110016
PHONE :- 011 26863953 FAX :- 011 26865770
EMAIL:-cpkka@cpkukreja.com

STRUCTURAL CONSULTANTS
TPC TECHNICAL PROJECTS CONSULTANTS(P)LTD.
N.O.-B-74,SECTOR-57, NOIDA
UTTAR PRADESH-201301(INDIA)
BOARD NO.-91-120-4308600
DESIGN & ENGINEERING, COST & QUALITY MANAGEMENT & REPORTING
GURGAON MODIRAMAD NEWDELHI NOIDA

MEP Services Consultants
PARADISE CONSULTANTS
Plot No. 193, Basement
Near Living Style Mall , Jasola Vihar
Landline :-91-11-29943501, 29943216
New Delhi - 110025
E-mail: paradiseconsultants@gmail.com
website: www.paradiseconsultants.com

DRAWING NO. 14007/TH-BW/SUBLATEST/BLOCK-1,4&5/A-TR01

CAD NO.

DRG. NO. 9/35