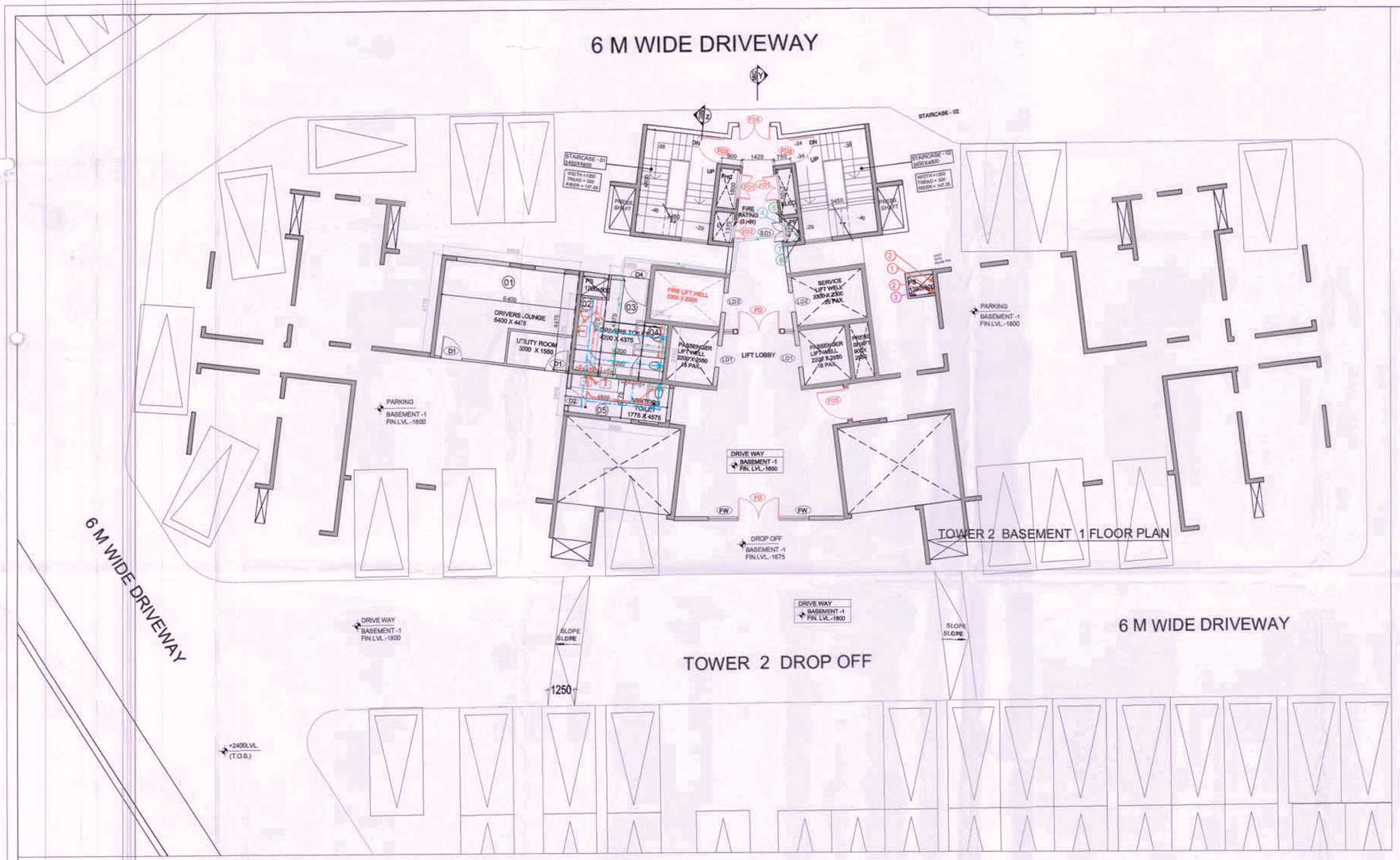

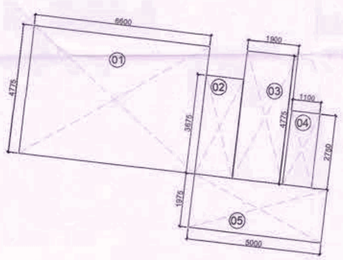

TOWER 2 BASEMENT - 1 FLOOR PLAN
AREA DIAGRAM

1	(FAR AREA IN BASEMENT - 1)							
	ADDITIONAL AREAS							
	BLOCK NAME	NOS. OF BLOCK	FACTOR	LENGTH	WIDTH	AREA	UNITS	
TOWER 2	1	1	1	6.600	4.775	31.515	SQM.	
	2	1	1	1.400	3.675	5.145	SQM.	
	3	1	1	1.900	4.775	9.073		
	4	1	1	1.100	2.750	3.025		
	5	1	1	5.000	1.975	9.875		
					TOTAL	58.633		
TOWER 4	8	1	1	3.500	3.675	12.863	SQM.	
	9	1	1	1.100	2.950	3.245	SQM.	
						16.108		
					TOTAL	74.740	SQM.	C6

ADANI-SCHEDULE OF OPENING

A & C TOWER

S.NO	DOOR NAME	(L)	(H)	CILL	LINTEL	LOCATION	TYPE	RATING
FIRE DOORS								
1	FD	2000	2400	0	2400	BASEMENT 02 & 01 -MAIN ENTRY LIFT LOBBY	FIRE DOOR	2HOUR
2	FD1	1200	2300	100	2400	BASEMENT 02 TO 32nd FLOOR -FHC & ELEC SHAFT	FIRE DOOR	2HOUR
3	FD2	1200	2300	100	2400	BASEMENT 02 TO 32nd FLOOR -LV SHAFT	FIRE DOOR	2HOUR
4	FD3	1250	2400	0	2400	BASEMENT 02 & 01 -STAIRCASE LOBBY	FIRE DOOR	2HOUR
5	FD4	925	2400	0	2400	BASEMENT 02 & 01 -STAIRCASE LOBBY	FIRE DOOR	2HOUR
6	FD5	1500	2400	0	2400	MAIN UNIT DOOR ONE HR FIRE RATING	FIRE DOOR	2 HOUR
7	FDw1	2500	2400	0	2400	ENTRANCE LOBBY ONE HR FIRE RATING	FIRE DOOR	2 HOUR
NON FIRE DOOR/WINDOW								
1	D1	1000	2400	0	2400	ALL UNIT FLOORS - BEDROOM & SERVANT RM.		
2	D2	800	2400	0	2400	BASEMENT 01 & ALL UNIT FLOORS - TOILETS		
3	D3	1200	2400	0	2400	STILT TO ALL UNIT FLOORS - STAIR LOBBY		
4	D4	1250	2400	0	2400	ALL UNIT FLOORS - STAIR LOBBY		
5	D5	1500	2400	0	2400	ALL UNIT FLOORS - BEDROOM & SERVANT RM.	FIRE DOOR	1 HOUR
6	D4a	1800	2400	0	2400	BASEMENT - 2 TO 32nd FLOOR -STAIR & LIFT LOBBY		
7	DW1	1400	2400	0	2400	ALL UNIT FLOORS - KITCHEN		
SHAF	SD1	900	2300	100	2400	BASEMENT 01 TO TERRACE FL. -PLUMBING SHAFT		
1	SD2	600	2300	100	2400	STILT TO TERRACE FL. -PLUMBING SHAFT		
2								
WINC	FW	1365	2250	150	2400	BASEMENT 02 & 01-LIFT LOBBY		
1	FW1	500	2250	150	2400	BASEMENT 02 & 01-LIFT LOBBY		
2	W1	700	1200	1200	2400	ALL UNIT FLOORS - SERVANT RM.		
3								
FIXED	SL1	4800	2400	0	2400	ALL UNIT FLOORS - LIVING ROOM		
1	SL2	4350	2400	0	2400	ALL UNIT FLOORS - MASTER BEDROOM-4 & BEDROOM - 3		
2	SL3	3100	2400	0	2400	ALL UNIT FLOORS - LOUNGE		
2	SL4	2010	2400	0	2400	ALL UNIT FLOORS - MASTER BEDROOM - 2		
3	SL5	2500	2400	0	2400	ALL UNIT FLOORS - DINING		
4	V	750	1200	1200	2400	ALL UNIT FLOORS - TOILET-1,TOILET-2,TOILET-3		
5	V1	600	1200	1200	2400	ALL UNIT FLOORS - POWDER TOILET		
6	OP	900	2400	900	2400	ALL UNIT FLOORS - DRESS -1,DRESS-3,DRESS-4		
7	OP1	1000	2400	600	2400	ALL UNIT FLOORS - KITCHEN		
8	SG	1200	3600	0	3600	ALL UNIT FLOORS		
9	LD1	1000	2400	0	2400	PASSENGER LIFT WEL		
10	LD2	900	2400	0	2400	SERVICE LIFT & FIRE LIFT		

LEGEND:-

1	100Ø SOIL & VENT PIPE
2	100Ø WASTE & VENT PIPE
3	150Ø RAIN WATER PIPE
4	DOMESTIC WATER SUPPLY DN TAKE PIPE
5	FLUSHING WATER SUPPLY DN TAKE PIPE
6	75Ø BALCONY DRAIN PIPE
7	DOMESTIC WATER RISER TO O.H. TANK
8	FLUSHING WATER RISER TO O.H. TANK
9	75Ø ANTISYPHONAGE PIPE
10	DOMESTIC WATER SUPPLY BY BOOSTER PUMP
WB TO FT	32Ø WASTE PIPE
FD TO FT	50Ø WASTE PIPE
FT TO VERTICAL STACK	100Ø WASTE PIPE
W.C. TO VERTICAL STACK	100Ø SOIL PIPE
FD	FLOOR DRAIN (80x50mm)
FT	FLOOR TRAP (100x75mm)
FCO	FLOOR CLEAN OUT
BV	BALVALVE
DWS	DOMESTIC WATER SUPPLY
FWS	FLUSHING WATER SUPPLY

This is a "PROVISIONAL BUILDING PLAN" approved only. Objections from ... civil.

DTP (HQ)

S.T.P. (HQ) Member Secretary B.P.A.C.

S.T.P. (G) Member B.P.A.C.

S.T.P. (HQ) Member B.P.A.C.

Consultant Architect

DTP (HQ)

J.D. P.A. E.P.

Checked and found ok for Public Health (Internal) Service only subject to comments in in forwarding letter No. 273736 Dt. 22.12.23

Superintending Engineer (HQ) for Chief Engineer-I HSVP, Panchkula

Ram Avtar Bassi JD(HQ)

TO BE READ WITH THIS OFFICE MEMO NO.: 6681 DATED: 22.02.2024

ARCHITECTS:-

C. P. KUKREJA ARCHITECTS

ASHIRWAD BUILDING
D-1, GREEN PARK,
NEW DELHI - 110016,
PHONE:- 26863953 FAX:- 26865770,
EMAIL:-cpka@cpkukreja.com

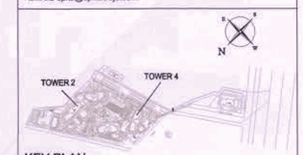

KEY PLAN

SUBMISSION DRAWINGS

REVISED BUILDING PLAN FOR GROUP HOUSING COLONY BEING DEVELOPED, OVER LAND ADMEASURING 12.356 ACRES SITUATED IN SECTOR-2, GWAL PAHARI, HARYANA, UNDER LICENSE NO. 98 of 2011 DATED 11.11.2011, BY ADANI INFRASTRUCTURE AND DEVELOPERS PRIVATE LIMITED.

OWNER'S SIGN. | ARCHITECT'S SIGN.

SCALE 1:100 | DATE DECEMBER 2023

DRAWING TITLE

TOWER -2
PART BASEMENT 1 FLOOR PLAN

DRG. NO. 8/54