This is a "PROVISIONAL BUILDING PLAN" approved only for the purpose of inviting Objections from the general public

TO BE READ WITH THIS OFFICE MEMO NO.: 6681 DATED: 22.02.2024

DTP (HQ) — S.T.P. (HQ) Member Secretary B.P.A.C. — S.T.P. (G) Member B.P.A.C. — D.T.P. (HQ) Chairman B.P.A.C.

Consultant Architect — P.A.I. — DTP (HQ) — Ram Avtar Bassi JD(HQ)

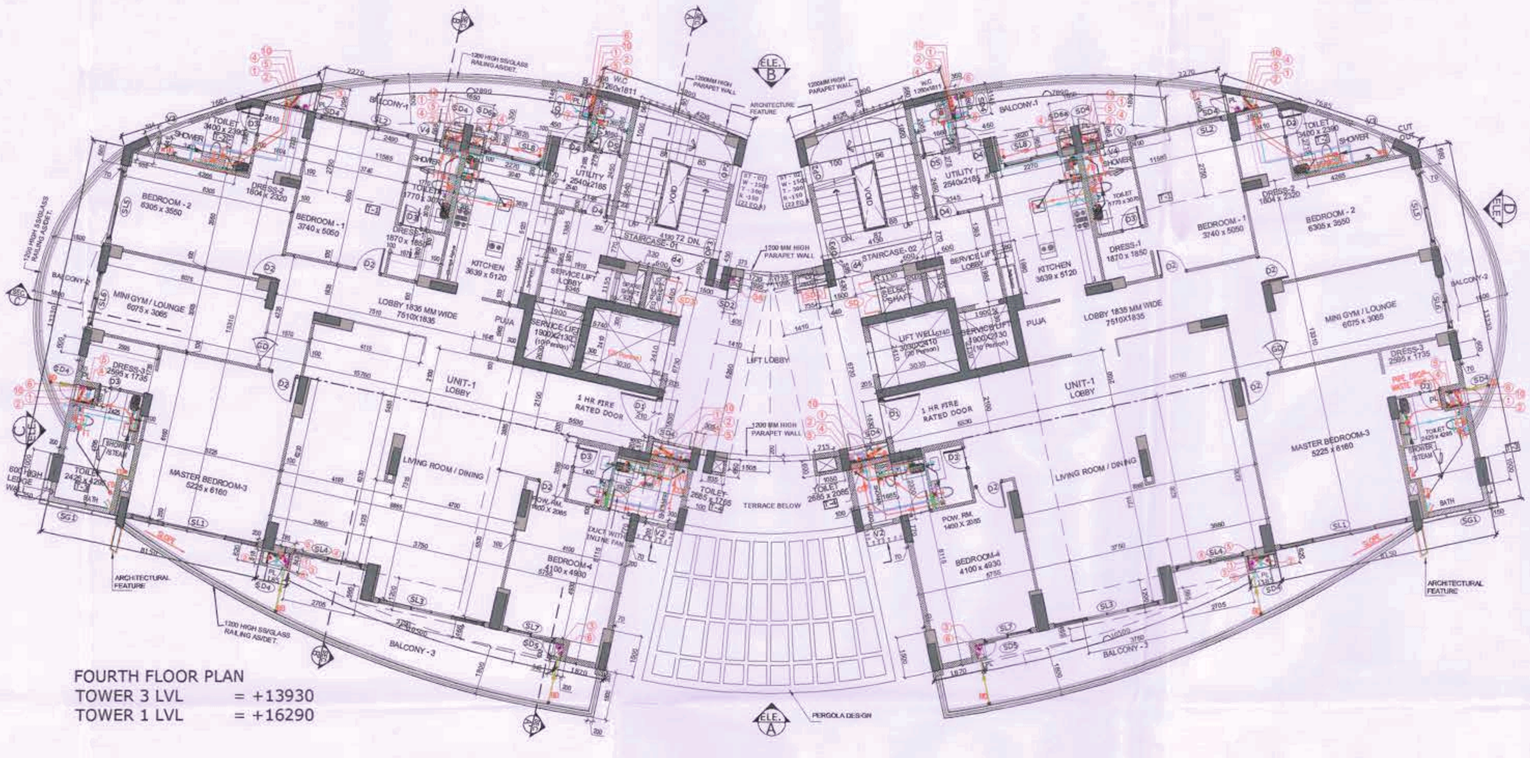

FOURTH FLOOR PLAN
TOWER 3 LVL = +13930
TOWER 1 LVL = +16290

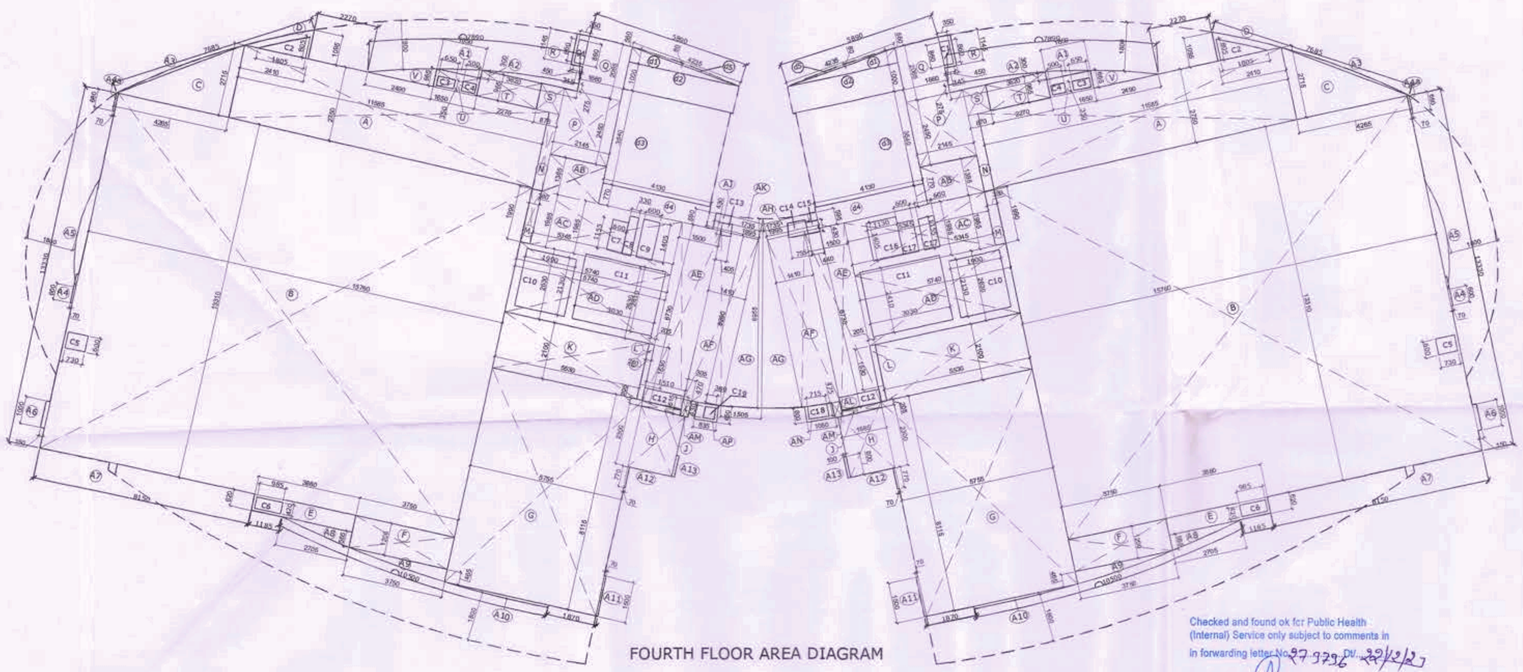

FOURTH FLOOR AREA DIAGRAM

4	SINGLE UNIT FAR AREA DETAIL ON TYPICAL FLOOR (1st To 7th & 10th to 20th FLOOR)							
	ADDITIONAL AREAS							
	BLOCK NAME	NOS. OF BLOCK	FACTOR	LENGTH	WIDTH	AREA	UNITS	
	A	1	1	11.585	2.750	31.859	SQM.	
	B	1	1	16.760	13.310	209.766	SQM.	
	C	1	0.5	4.260	2.715	5.790	SQM.	
	D	1	0.5	2.410	1.095	1.319	SQM.	
	E	1	1	3.850	0.620	2.387	SQM.	
	F	1	1	3.750	1.200	4.500	SQM.	
	G	1	1	5.760	8.115	46.702	SQM.	
	H	1	1	1.685	2.300	3.876	SQM.	
	I	1	1	1.685	0.205	0.345	SQM.	
	K	1	1	5.530	2.100	11.613	SQM.	
	L	1	1	0.520	1.530	0.314	SQM.	
	M	1	1	1.960	0.380	0.758	SQM.	
	N	1	1	0.380	2.870	1.091	SQM.	
	P	1	1	2.145	2.450	5.255	SQM.	
	Q	1	1	1.680	3.055	5.428	SQM.	
	R	1	1	0.460	1.145	0.515	SQM.	
	S	1	1	0.870	0.966	0.840	SQM.	
	T	1	1	3.270	0.965	2.191	SQM.	
	U	1	1	1.660	0.665	1.097	SQM.	
	V	1	0.5	2.480	0.665	0.824	SQM.	
	A1	1	0.5	0.300	1.650	0.248	SQM.	
	A2	1	0.5	3.520	0.275	0.484	SQM.	
	A3	1	1	PLINE		0.360	SQM.	
	A4	1	1	0.070	0.600	0.042	SQM.	
	A4a	1	1	0.070	0.680	0.048	SQM.	
	A5	1	1	PLINE		1.000	SQM.	
	A6	1	1	0.150	1.000	0.150	SQM.	
	A7	1	1	PLINE		0.100	SQM.	
	A8	1	0.5	0.595	2.705	0.764	SQM.	
	A9	1	0.5	0.465	3.750	0.872	SQM.	
	A10	1	1	PLINE		0.260	SQM.	
	A11	1	1	0.070	1.800	0.126	SQM.	
	A12	1	1	0.070	0.770	0.054	SQM.	
	A13	1	1	0.100	0.600	0.060	SQM.	
					TOTAL	339.096	SQM.	E
5	DEDUCTIONS (CUTOUT AREA)							
	DEDUCTIONS AREAS							
	BLOCK NAME	NOS. OF BLOCK	FACTOR	LENGTH	WIDTH	AREA	UNITS	
	C1	1	1	0.360	0.860	0.301	SQM.	
	C2	1	0.5	1.805	0.805	0.727	SQM.	
	C3	1	1	0.680	0.360	0.228	SQM.	
	C4	1	1	0.930	0.360	0.175	SQM.	
	C5	1	1	0.730	0.600	0.438	SQM.	
	C6	1	1	0.965	0.420	0.414	SQM.	
					TOTAL	2.282	SQM.	F
	TOTAL FAR OF SINGLE UNIT = E-F					336.815	SQM.	G
6	CIRCULATION FAR AREA DETAIL ON TYPICAL FLOOR (1st To 7th & 10th to 20th FLOOR)							
	ADDITIONAL AREAS							
	BLOCK NAME	NOS. OF BLOCK	FACTOR	LENGTH	WIDTH	AREA	UNITS	
	AB	2	1	2.145	1.385	5.942	SQM.	
	AC	2	1	6.345	1.985	21.220	SQM.	
	AD	2	1	5.740	2.630	30.192	SQM.	
	AE	2	1	1.800	5.730	20.190	SQM.	
	AF	2	1	1.410	6.260	17.653	SQM.	
	AG	2	0.5	1.515	6.955	10.537	SQM.	
	AH	1	1	1.995	0.590	1.197	SQM.	
	AJ	1	1	1.735	0.590	1.024	SQM.	
	AK	1	1	PLINE AREA		0.220	SQM.	
	AL	2	1	0.220	0.575	0.253	SQM.	
	AM	2	1	0.305	0.615	0.375	SQM.	
	AN	1	1	1.050	0.600	0.630	SQM.	
	AP	1	1	0.835	0.650	0.543	SQM.	
					TOTAL	109.955	SQM.	H
7	CIRCULATION DEDUCTIONS (CUTOUT AREA)							
	DEDUCTIONS AREAS							
	BLOCK NAME	NOS. OF BLOCK	FACTOR	LENGTH	WIDTH	AREA	UNITS	
	C7	1	1	0.600	1.155	0.693	SQM.	
	C8	1	1	0.330	1.405	0.464	SQM.	
	C9	1	1	0.600	1.405	0.843	SQM.	
	C10	2	1	1.900	2.130	8.094	SQM.	
	C11	2	1	3.030	2.410	14.605	SQM.	
	C12	2	1	1.510	0.470	1.419	SQM.	
	C13	2	1	0.405	0.430	0.348	SQM.	
	C14	1	1	0.735	0.530	0.390	SQM.	
	C15	1	1	0.440	0.430	0.189	SQM.	
	C16	1	1	1.130	1.405	1.588	SQM.	
	C17	2	1	0.600	1.155	1.386	SQM.	
	C18	1	1	0.715	0.475	0.340	SQM.	
	C19	1	1	0.380	0.430	0.163	SQM.	
					TOTAL	30.521	SQM.	J
	TOTAL CIRCULATION FAR AREA = H-J					79.444	SQM.	K
8	CIRCULATION NON FAR AREA ON TYPICAL FLOOR (1st To 7th & 10th to 20th FLOOR)							
	DEDUCTIONS AREAS							
	BLOCK NAME	NOS. OF BLOCK	FACTOR	LENGTH	WIDTH	AREA	UNITS	
	S1	2	0.5	4.200	0.560	2.352	SQM.	
	S2	2	1	4.200	1.000	8.400	SQM.	
	S3	2	1	4.100	3.540	29.028	SQM.	
	S4	2	1	4.130	0.770	6.360	SQM.	
	S5	2	0.75	4.340	0.985	6.853	SQM.	
					TOTAL	46.694	SQM.	L
	TOTAL NON FAR AREA = L					46.694	SQM.	M

TOTAL FAR AREA				
SINGLE UNIT FAR AREA	NO. OF UNITS / FLOORS	UNITS FAR AREA	CIRCULATION FAR AREA	TOTAL FAR AREA
336.815	2	673.630	79.444	753.074

Checked and found ok for Public Health (Internal) Service only subject to comments in in forwarding letter No. 97 3736 Dt. 22/2/24

Superintending Engineer (HQ) for Chief Engineer-I HSVP, Panchkula

1 & 3 TOWER

S.NO	DOOR NAME	(W)	(H)	(SILL)	UNITSL	LOCATION	TYPE	RATING
FIRE DOORS								
1	D0	3000	2400	0	2400	BASEMENT 01-MAIN ENTRY	FIRE DOOR	2 HOUR
2	FD1	2200	2400	0	2400	BASEMENT 01-SIDE ENTRIES, STAIRCASE & SERVICE LIFT LOBBIES	FIRE DOOR	2 HOUR
3	FD2	1200	2400	0	2400	GF-ELECTRICAL & FIRE CONTROL ROOM	FIRE DOOR	2 HOUR
NON FIRE DOOR/WINDOW								
1	D1	1450	2400	0	2400	FIRST FLOOR TO 22ND FL-MAIN UNIT ENTRY	FIRE DOOR	1 HOUR
2	D2	1000	2400	0	2400	FIRST FLOOR TO 22ND FL-BEDROOMS		
3	D3	800	2400	0	2400	FIRST FLOOR TO 22ND FL-TOILETS		
4	D4	850	2300	0	2300	FIRST FLOOR TO 22ND FL-SERVANT RM.		
5	D5	750	2300	0	2300	FIRST FLOOR TO 22ND FL-SERVANT TOI.		
6	D6	1200	2400	0	2400	GF & FF SIDE ENTRIES, STAIRCASES & SERVICE LIFT LOBBIES		
SHAFT DOORS								
1	SD	1200	2400	100	2400	BASEMENT 01 TO TERRACE - ELEC. SHAFT	FIRE DOOR	2 HOUR
2	SD2	800	2400	100	2400	BASEMENT 01 TO TERRACE - LIF SHAFT	FIRE DOOR	2 HOUR
3	SD2	400	2300	100	2400	BASEMENT 01 TO TERRACE - VRF-AC SHAFTS/SPARE SHAFT		
4	SD3	1200	2300	100	2400	BASEMENT 01 TO TERRACE - SHE	FIRE DOOR	2 HOUR
8	SD4	600	1800	600	2400	GROUND FLOOR to 22nd FL - PLUMBING SHAFTS		
11	SD5	500	1800	600	2400	GROUND FLOOR TO 22ND FL-PLUMBING SHAFTS		
12	SD6	400	1800	600	2400	GF-PLUMBING SHAFTS		
13	SD6a	400	1800	600	2400	FIRST FLOOR TO 22ND FL-PLUMBING SHAFTS		
WINDOWS								
1	W	1300	2250	150	2400	BASEMENT 01-ENTRANCE LOBBY		
2	W1	1520	1530	900	2400	BASEMENT 01-SERVICE LIFT LOBBIES		
3	W2	1200	1525	725	2400	BASEMENT 01-STAIRCASES		
4	W3	2000	1530	900	2400	GF-SERVICE LIFT LOBBY		
5	W4	3150	1530	900	2400	GF-SERVICE LIFT LOBBY		
6	W5	3800	1530	900	2400	FIRST FLOOR-STAIRCASE		
FIXED GLAZINGS/SLIDING DOOR W/ WINDOW/ VENTILATORS								
1	GD	2065	2400	0	2400	FIRST FLOOR TO 22ND FL-MINI GYM		
2	SL1	4825	2400	0	2400	TYPICAL FLOOR-MASTER BEDROOM-3		
3	SL2	3940	2400	0	2400	TYPICAL FLOOR-BEDROOM-1		
4	SL3	4030	2400	0	2400	TYPICAL FLOOR-LIVING ROOM		
5	SL4	2580	2400	0	2400	TYPICAL FLOOR-BAR		
6	SL5	2550	2400	0	2400	TYPICAL FLOOR-BEDROOM-2		
7	SL6	3995	2400	0	2400	TYPICAL FLOOR-MINI GYM/ LOUNGE		
8	SL7	3825	2400	0	2400	TYPICAL FLOOR-BEDROOM-4		
9	SL8	2350	2400	0	2400	TYPICAL FLOOR-KITCHEN		
10	SL9	3000	2400	0	2400	9TH & 23RD FL-BEDROOM		
11	SL10	3990	2400	0	2400	9TH & 23RD FL-BEDROOM		
12	SL	6485	6675	0	6675	1ST/ FIRST FLOOR STRUCTURAL GLAZING		
13	SS1	4820	12600	2400	AS /ELEVATION	AS /TOILET GLAZING ELEVATION		
14	SS2	10215	6430	0	6430	UPPER & LOWER DUPLEX STRUCTURAL GLAZING		
15	SS3	8850	6430	0	6430	UPPER & LOWER DUPLEX STRUCTURAL GLAZING		
16	SS4	3155	6430	0	6430	UPPER & LOWER DUPLEX STRUCTURAL GLAZING		
17	SS5	3735	6430	0	6430	UPPER & LOWER DUPLEX STRUCTURAL GLAZING		
18	V1	450	1200	1200	2400	TYPICAL FLOOR-SERVANT TOILET		
19	V2	815	1200	1200	2400	TYPICAL FLOOR-TOILET-4		
20	V3	1200	1450	1200	2650	TYPICAL FLOOR-TOILET-2		
21	V3	1200	1450	1200	2650	UPPER & LOWER PENTHOUSE		
22	V4	500	1200	1200	2400	FIRST FLOOR TO 22ND FL-TOILETS		
GRILLS								
1	G1	1100	900	1500	2400	BASEMENT 01-ENTRANCE LOBBY		
2	G2	800	300	2300	2400	BASEMENT 01 & FIRST FL TO 22ND-SERVICE LIFT LOBBY		
3	G3	650	300	2300	2400	BASEMENT 01 & FIRST FL TO 22ND-SERVICE LIFT LOBBY		
4	G4	300	400	2000	2400	BASEMENT 01-PRESS SHAFT-STAIRCASE		
5	G5	800	300	2300	2400	GF-SERVICE LIFT LOBBY		
6	G6	650	300	2300	2400	GF-SERVICE LIFT LOBBY		
7	G7	550	900	1800	2400	GF-STAIRCASE		
OPENINGS								
1	OP1	900	2400	0	2400	FIRST FLOOR TO 22ND FL - DRESS-(2)		
2	OP2	700	1200	1200	2400	STAIRCASE - 01&02		
3	OP3	1400	1200	1200	2400	STAIRCASE - 01&02		
GLASS PARTITIONS								
1	GP1	3715	2400	0	2400	FIRST FLOOR TO 22 ND FL - DINING & LOBBY		
2	GP2	3750	2400	0	2400	FIRST FLOOR TO 22ND FL-DINING & BAR		
4	GP3	6750	2400	0	2400	UPPER DUPLEX (9TH & 22ND FL)		

ARCHITECTS:-
C. P. KUKREJA ARCHITECTS
ASHIRWAD BUILDING
D-1, GREEN PARK,
NEW DELHI - 110016,
PHONE:- 26863953 FAX:- 26865770,
EMAIL-cpka@cpkukreja.com

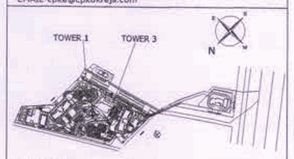

KEY PLAN

SUBMISSION DRAWINGS

REVISED BUILDING PLAN FOR GROUP HOUSING COLONY BEING DEVELOPED, OVER LAND ADMEASURING 12.356 ACRES SITUATED IN SECTOR-2, GWAL PAHARI, HARYANA, UNDER LICENSE NO. 98 of 2011 DATED 11.11.2011, BY ADANI INFRASTRUCTURE AND DEVELOPERS PRIVATE LIMITED.

OWNER'S SIGN. — ARCHITECT'S SIGN.

SCALE 1:100 — DATE DECEMBER 2023

DRAWING TITLE
FOURTH FLOOR PLAN & AREA DIAGRAM
TOWER - 1 & 3

DRG. NO. 26/54