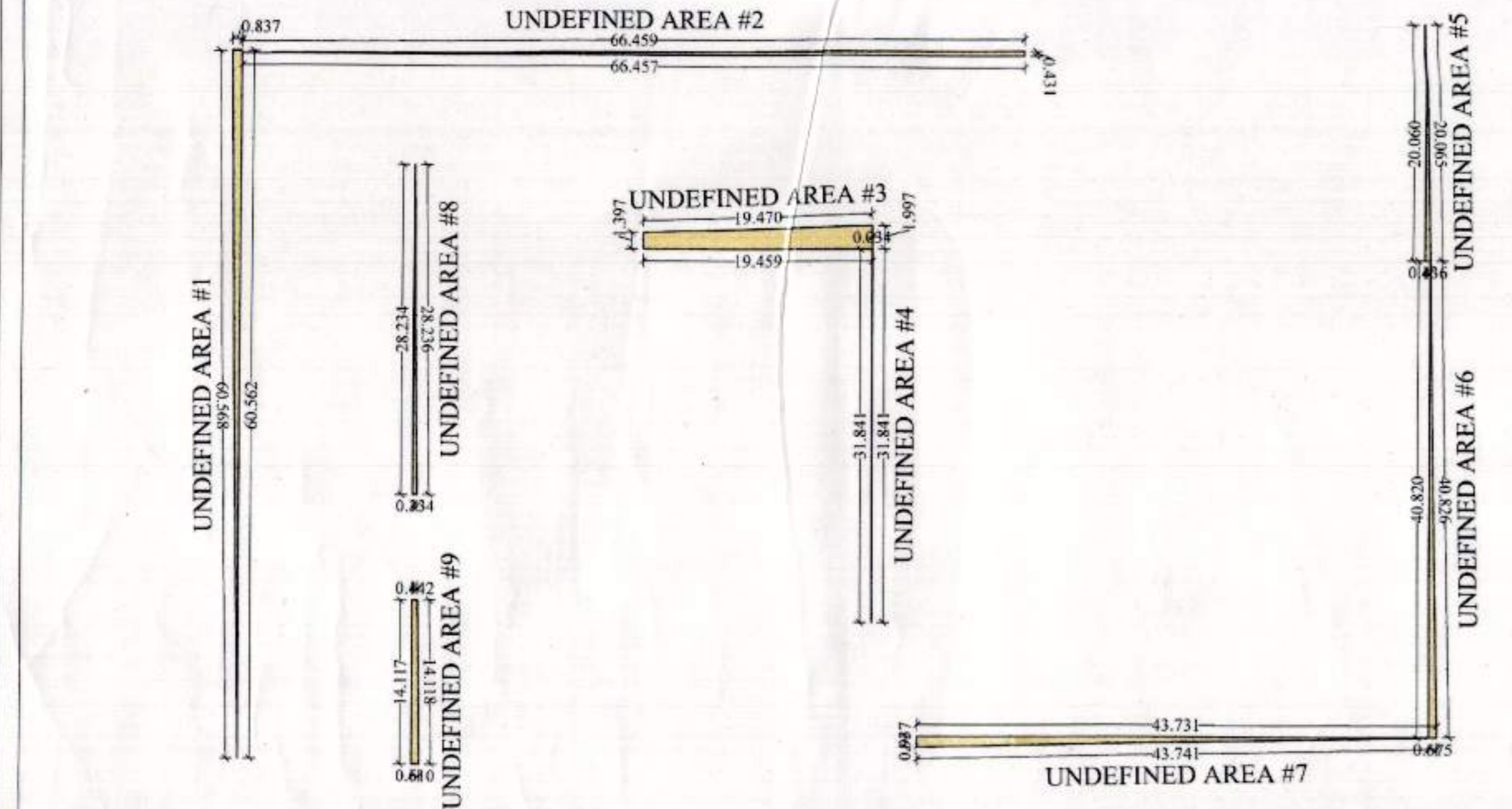
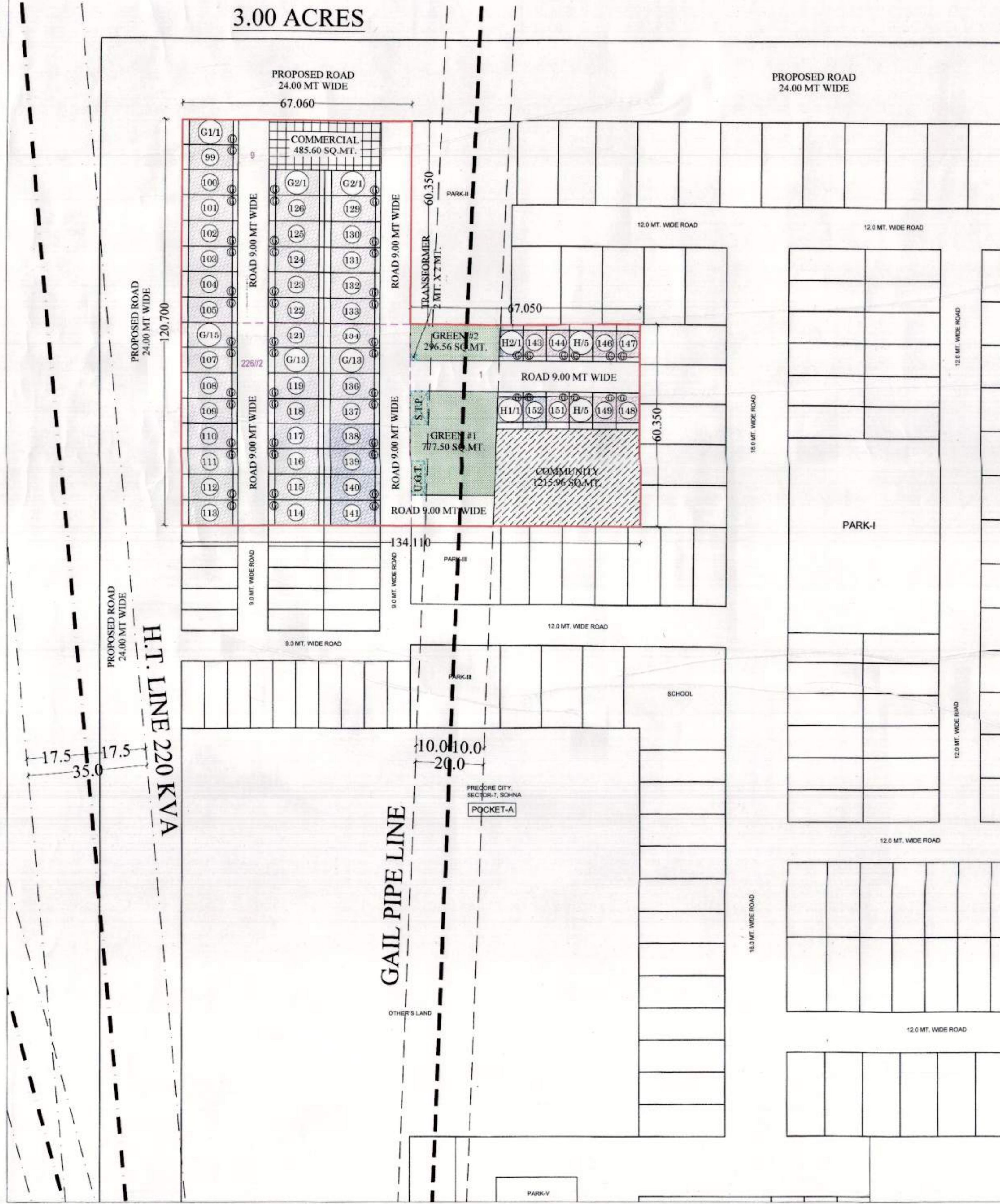
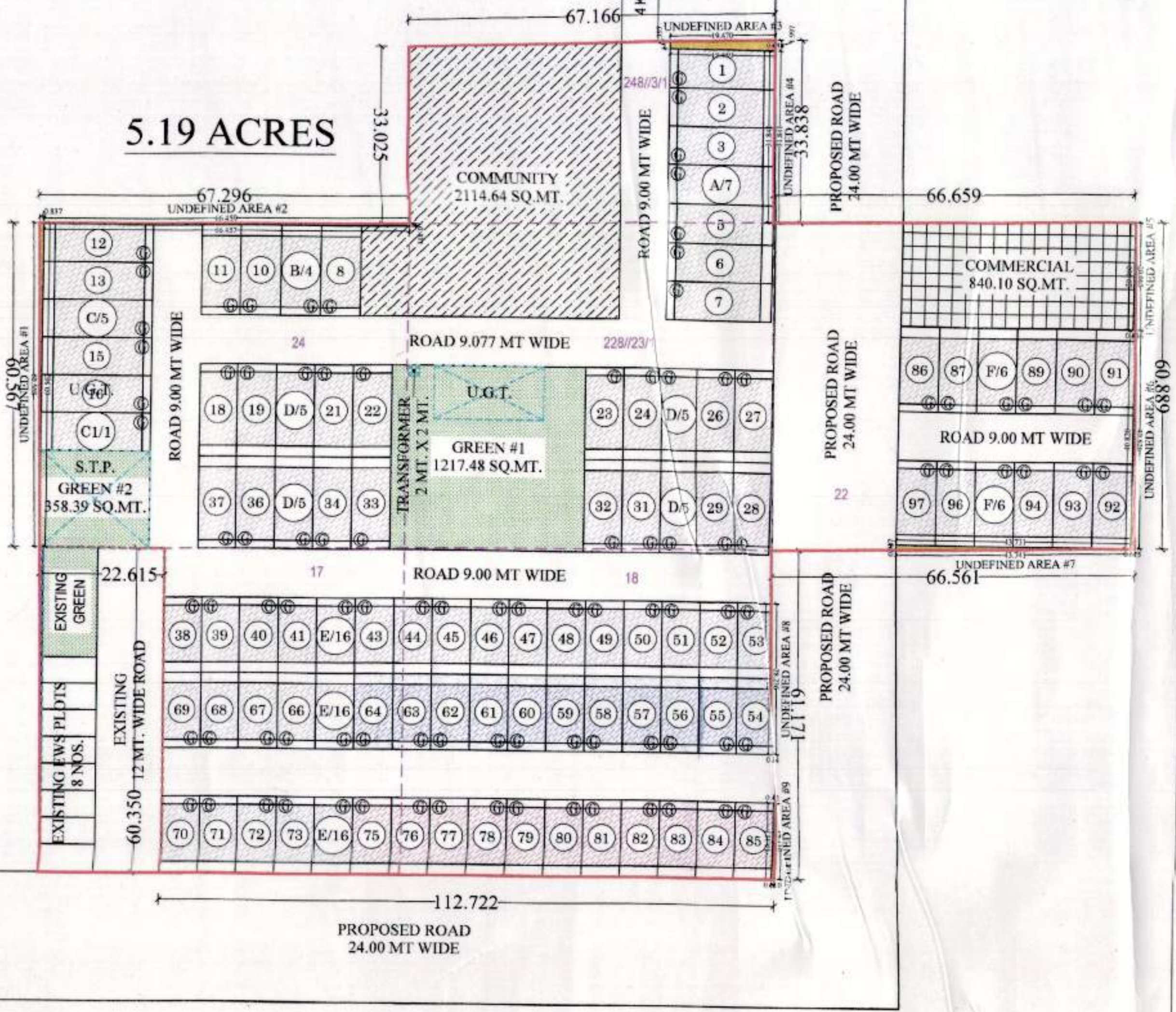


Undefined Area	Shape	Size (in mt.)	Area (in sq mt.)	
#1	Triangle	60.562	0.837	25.35
#2	Triangle	66.457	0.431	14.32
#3	Triangle	19.459	0.600	5.84
#4	Rectangle	19.459	1.397	27.18
#5	Triangle	31.841	0.034	0.54
#6	Triangle	20.600	0.436	4.37
#7	Triangle	40.820	0.675	13.78
#8	Triangle	43.731	0.937	20.40
#9	Triangle	28.234	0.334	4.72
#10	Triangle	14.117	0.168	1.19
#11	Triangle	14.117	0.442	6.24
<b>TOTAL</b>				<b>124.01</b>



SCHEME BOUNDARY LINE	---
RELIEF LINE	---
COMMUNITY COMPONENT	---
COMMERCIAL COMPONENT	---
RESIDENTIAL COMPONENT	---
GREEN AREA	---
AS PER POLICY 10% OF RESIDENTIAL PLOT TO BE MORTGAGE UNDER E.D.C.	---
AS PER POLICY 10% OF RESIDENTIAL PLOT TO BE MORTGAGE UNDER E.D.C.	---



S.No.	Particulars	In Acres	In Sq.Mt.	%	In Acres	In Sq.Mt.	%
A	TOTAL AREA OF THE SCHEME	0.1000	4000.00	100.00	0.1000	4000.00	100.00
B	AREA UNDER PLOTS	0.07	2800.00	70.00	0.07	2800.00	70.00
C	AREA UNDER COMMERCIAL	0.01	400.00	1.00	0.01	400.00	1.00
D	TOTAL BALANCEABLE AREA	0.08	3200.00	80.00	0.08	3200.00	80.00
E	OPEN SPACE OR PARKS	0.00	0.00	0.00	0.00	0.00	0.00
F	AREA UNDER COMMUNITY FACILITY	0.00	0.00	0.00	0.00	0.00	0.00
G	DENSITY	840	700	400	300.4	1000	100.00
H	UNITS	68.2	70	118.8	97	UNITS	

S.No.	Type	Plot Area (sq.mt.)	Area (sq.mt.)	No. of Plots	Total Area (sq.mt.)
1	A	11.3250	11.3250	1	11.3250
2	B	11.3250	11.3250	1	11.3250
3	C	11.3250	11.3250	1	11.3250
4	D	11.3250	11.3250	1	11.3250
5	E	11.3250	11.3250	1	11.3250
6	F	11.3250	11.3250	1	11.3250
7	G	11.3250	11.3250	1	11.3250
8	H	11.3250	11.3250	1	11.3250
9	I	11.3250	11.3250	1	11.3250
10	J	11.3250	11.3250	1	11.3250
11	K	11.3250	11.3250	1	11.3250
12	L	11.3250	11.3250	1	11.3250
13	M	11.3250	11.3250	1	11.3250
14	N	11.3250	11.3250	1	11.3250
15	O	11.3250	11.3250	1	11.3250
16	P	11.3250	11.3250	1	11.3250
17	Q	11.3250	11.3250	1	11.3250
18	R	11.3250	11.3250	1	11.3250
19	S	11.3250	11.3250	1	11.3250
20	T	11.3250	11.3250	1	11.3250
21	U	11.3250	11.3250	1	11.3250
22	V	11.3250	11.3250	1	11.3250
23	W	11.3250	11.3250	1	11.3250
24	X	11.3250	11.3250	1	11.3250
25	Y	11.3250	11.3250	1	11.3250
26	Z	11.3250	11.3250	1	11.3250
27	AA	11.3250	11.3250	1	11.3250
28	AB	11.3250	11.3250	1	11.3250
29	AC	11.3250	11.3250	1	11.3250
30	AD	11.3250	11.3250	1	11.3250
31	AE	11.3250	11.3250	1	11.3250
32	AF	11.3250	11.3250	1	11.3250
33	AG	11.3250	11.3250	1	11.3250
34	AH	11.3250	11.3250	1	11.3250
35	AI	11.3250	11.3250	1	11.3250
36	AJ	11.3250	11.3250	1	11.3250
37	AK	11.3250	11.3250	1	11.3250
38	AL	11.3250	11.3250	1	11.3250
39	AM	11.3250	11.3250	1	11.3250
40	AN	11.3250	11.3250	1	11.3250
41	AO	11.3250	11.3250	1	11.3250
42	AP	11.3250	11.3250	1	11.3250
43	AQ	11.3250	11.3250	1	11.3250
44	AR	11.3250	11.3250	1	11.3250
45	AS	11.3250	11.3250	1	11.3250
46	AT	11.3250	11.3250	1	11.3250
47	AU	11.3250	11.3250	1	11.3250
48	AV	11.3250	11.3250	1	11.3250
49	AW	11.3250	11.3250	1	11.3250
50	AX	11.3250	11.3250	1	11.3250
51	AY	11.3250	11.3250	1	11.3250
52	AZ	11.3250	11.3250	1	11.3250
53	BA	11.3250	11.3250	1	11.3250
54	BB	11.3250	11.3250	1	11.3250
55	BC	11.3250	11.3250	1	11.3250
56	BD	11.3250	11.3250	1	11.3250
57	BE	11.3250	11.3250	1	11.3250
58	BF	11.3250	11.3250	1	11.3250
59	BG	11.3250	11.3250	1	11.3250
60	BH	11.3250	11.3250	1	11.3250
61	BI	11.3250	11.3250	1	11.3250
62	BJ	11.3250	11.3250	1	11.3250
63	BK	11.3250	11.3250	1	11.3250
64	BL	11.3250	11.3250	1	11.3250
65	BM	11.3250	11.3250	1	11.3250
66	BN	11.3250	11.3250	1	11.3250
67	BO	11.3250	11.3250	1	11.3250
68	BP	11.3250	11.3250	1	11.3250
69	BQ	11.3250	11.3250	1	11.3250
70	BR	11.3250	11.3250	1	11.3250
71	BS	11.3250	11.3250	1	11.3250
72	BT	11.3250	11.3250	1	11.3250
73	BU	11.3250	11.3250	1	11.3250
74	BV	11.3250	11.3250	1	11.3250
75	BW	11.3250	11.3250	1	11.3250
76	BX	11.3250	11.3250	1	11.3250
77	BY	11.3250	11.3250	1	11.3250
78	BZ	11.3250	11.3250	1	11.3250
79	CA	11.3250	11.3250	1	11.3250
80	CB	11.3250	11.3250	1	11.3250
81	CC	11.3250	11.3250	1	11.3250
82	CD	11.3250	11.3250	1	11.3250
83	CE	11.3250	11.3250	1	11.3250
84	CF	11.3250	11.3250	1	11.3250
85	CG	11.3250	11.3250	1	11.3250
86	CH	11.3250	11.3250	1	11.3250
87	CI	11.3250	11.3250	1	11.3250
88	CJ	11.3250	11.3250	1	11.3250
89	CK	11.3250	11.3250	1	11.3250
90	CL	11.3250	11.3250	1	11.3250
91	CM	11.3250	11.3250	1	11.3250
92	CN	11.3250	11.3250	1	11.3250
93	CO	11.3250	11.3250	1	11.3250
94	CP	11.3250	11.3250	1	11.3250
95	CQ	11.3250	11.3250	1	11.3250
96	CR	11.3250	11.3250	1	11.3250
97	CS	11.3250	11.3250	1	11.3250
98	CT	11.3250	11.3250	1	11.3250
99	CU	11.3250	11.3250	1	11.3250
100	CV	11.3250	11.3250	1	11.3250
101	CW	11.3250	11.3250	1	11.3250
102	CX	11.3250	11.3250	1	11.3250
103	CY	11.3250	11.3250	1	11.3250
104	CZ	11.3250	11.3250	1	11.3250
105	DA	11.3250	11.3250	1	11.3250
106	DB	11.3250	11.3250	1	11.3250
107	DC	11.3250	11.3250	1	11.3250
108	DD	11.3250	11.3250	1	11.3250
109	DE	11.3250	11.3250	1	11.3250
110	DF	11.3250	11.3250	1	11.3250
111	DG	11.3250	11.3250	1	11.3250
112	DH	11.3250	11.3250	1	11.3250
113	DI	11.3250	11.3250	1	11.3250
114	DJ	11.3250	11.3250	1	11.3250
115	DK	11.3250	11.3250	1	11.3250
116	DL	11.3250	11.3250	1	11.3250
117	DM	11.3250	11.3250	1	11.3250
118	DN	11.3250	11.3250	1	11.3250
119	DO	11.3250	11.3250	1	11.3250
120	DP	11.3250	11.3250	1	11.3250
121	DQ	11.3250	11.3250	1	11.3250
122	DR	11.3250	11.3250	1	11.3250
123	DS	11.3250	11.3250	1	11.3250
124	DT	11.3250	11.3250	1	11.3250
125	DU	11.3250	11.3250	1	11.3250
126	DV	11.3250	11.3250	1	11.3250
127	DW	11.3250	11.3250	1	11.3250
128	DX	11.3250	11.3250	1	11.3250
129	DY	11.3250	11.3250	1	11.3250
130	DZ	11.3250	11.3250	1	11.3250
131	EA	11.3250	11.3250	1	11.3250
132	EB	11.3250	11.3250	1	11.3250
133	EC	11.3250	11.3250	1	11.3250
134	ED	11.3250	11.3250	1	11.3250
135	EE	11.3250	11.3250	1	11.3250
136	EF	11.3250	11.3250	1	11.3250
137	EG	11.3250	11.3250	1	11.3250
138	EH	11.3250	11.3250	1	11.3250
139	EI	11.3250	11.3250	1	11.3250
140	EJ	11.3250	11.3250	1	11.3250
141	EK	11.3250	11.3250	1	11.3250
142	EL	11.3250	11.3250	1	11.3250
143	EM	11.3250	11.3250	1	11.3250
144	EN	11.3250	11.3250	1	11.3250
145	EO	11.3250	11.3250	1	11.3250
146	EP	11.3250	11.3250	1	11.3250
147	EQ	11.3250	11.3250	1	11.3250
148	ER	11.3250	11.3250	1	11.3250
149	ES	11.3250	11.3250	1	11.3250
150	ET	11.3250	11.3250	1	11.3250
151	EU	11.3250	11.3250	1	11.3250
152	EV	11.3250	11.3250	1	11.3250
153	EW	11.3250	11.3250	1	11.3250
154	EX	11.3250	11.3250	1	11.3250
155	EY	11.3250	11.3250	1	11.3250
156	EZ	11.3250	11.3250	1	11.3250
157	FA	11.3250	11.3250	1	11.3250
158	FB	11.3250	11.3250	1	11.3250
159	FC	11.3250	11.3250	1	11.3250
160	FD	11.3250	11.3250	1	11.3250
161	FE	11.			