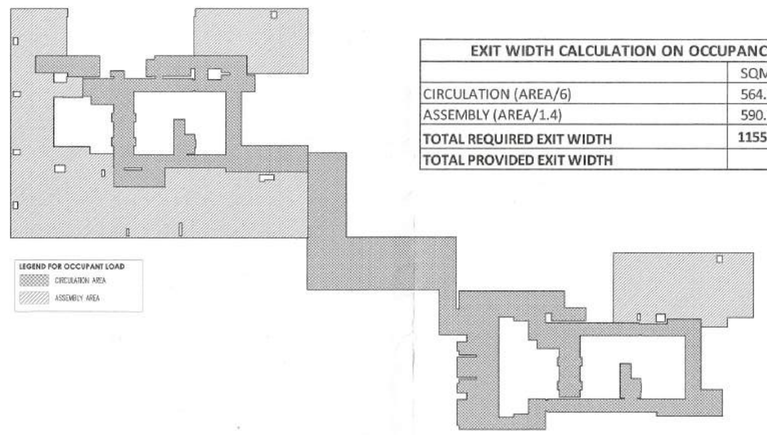

EXIT WIDTH CALCULATION ON OCCUPANCY (FIRST FLOOR)			
	SQMT.	PERSON	M
CIRCULATION (AREA/6)	564.70	94.117	0.941
ASSEMBLY (AREA/1.4)	590.60	421.856	4.219
TOTAL REQUIRED EXIT WIDTH	**1155.30**	**515.973**	**5.160**
TOTAL PROVIDED EXIT WIDTH			**10.00**

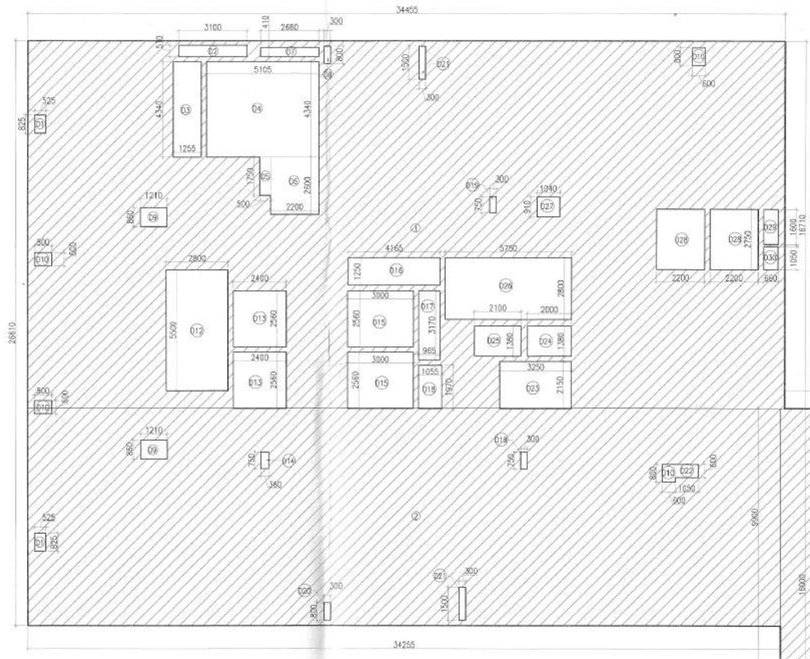

FIRST FLOOR AREA CALCULATIONS					
NO.	COEFF.	BREADTH	LENGTH	NO.s	AREA (SQ.M)
ADDITIONS					
1	1	34.455	16.710	1	575.743
2	1	34.255	9.900	1	339.125
3	1	17.500	16.000	1	280.000
4	1	2.200	5.240	1	11.528
5	1	34.355	9.640	1	331.162
6	1	34.455	16.970	1	584.701
TOTAL ADDITIONS (A1)					2122.279

DEDUCTIONS					
D1	1	0.525	0.825	3	1.299
D2	1	3.100	0.510	1	1.581
D3	1	1.255	4.340	1	5.447
D4	1	5.105	4.340	1	22.156
D5	1	0.500	1.750	1	0.875
D6	1	2.200	2.600	1	5.720
D7	1	2.660	0.410	1	1.091
D8	1	0.300	0.800	1	0.240
D9	1	1.210	0.860	4	4.162
D10	1	0.800	0.600	8	3.840
D11	1	0.965	5.540	1	5.346
D12	1	2.800	5.500	2	30.800
D13	1	2.400	2.560	4	24.576
D14	1	0.360	0.750	1	0.270
D15	1	3.000	2.560	4	30.720
D16	1	4.165	1.250	2	10.413
D17	1	0.965	3.170	2	6.118
D18	1	1.055	1.970	2	4.157
D19	1	0.300	0.750	4	0.900
D20	1	0.300	0.800	1	0.240
D21	1	0.300	1.500	2	0.900
D22	1	1.050	0.600	2	1.260
D23	1	3.250	2.150	2	13.975
D24	1	2.000	1.380	2	5.520
D25	1	2.100	1.380	2	5.796
D26	1	5.750	2.800	2	32.200
D27	1	1.040	0.910	1	0.946
D28	1	2.200	2.750	2	12.100
D29	1	0.660	1.600	1	1.056
D30	1	0.660	1.050	1	0.693
D31	1	12.700	9.600	1	121.920
D32	1	0.525	0.825	1	0.433
D33	1	0.500	0.750	1	0.375
D34	1	1.145	1.290	1	1.477
D35	1	1.040	0.910	1	0.946
D36	1	0.800	1.100	1	0.880
D37	1	3.385	3.270	1	11.069
D38	1	2.150	3.000	1	6.450
TOTAL DEDUCTIONS (B1)					377.947
FIRST FLOOR NET FAR = (A1-B1) = F					1744.332

Checked and found ok for Public Health (Water) Service only subject to compliance of forwarding letter No. 124033 dated 04-05-26

Superintending Engineer (HQ)
Chief Engineer-I
HSVP, Panchkula

DGM (T)
MEMBER
BPAC

S.T.P.(HQ) Member Secretary B.P.A.C.
S.T.P.(G) Member B.P.A.C.
CTP (HQ) Chairman B.P.A.C.
DTP (HQ)
ATP(HQ)
AD
PA
Ram Avtar Bassi
JD(HQ)

SANCTIONED
TO BE READ WITH THIS OFFICE MEMO NO.:
DATED :

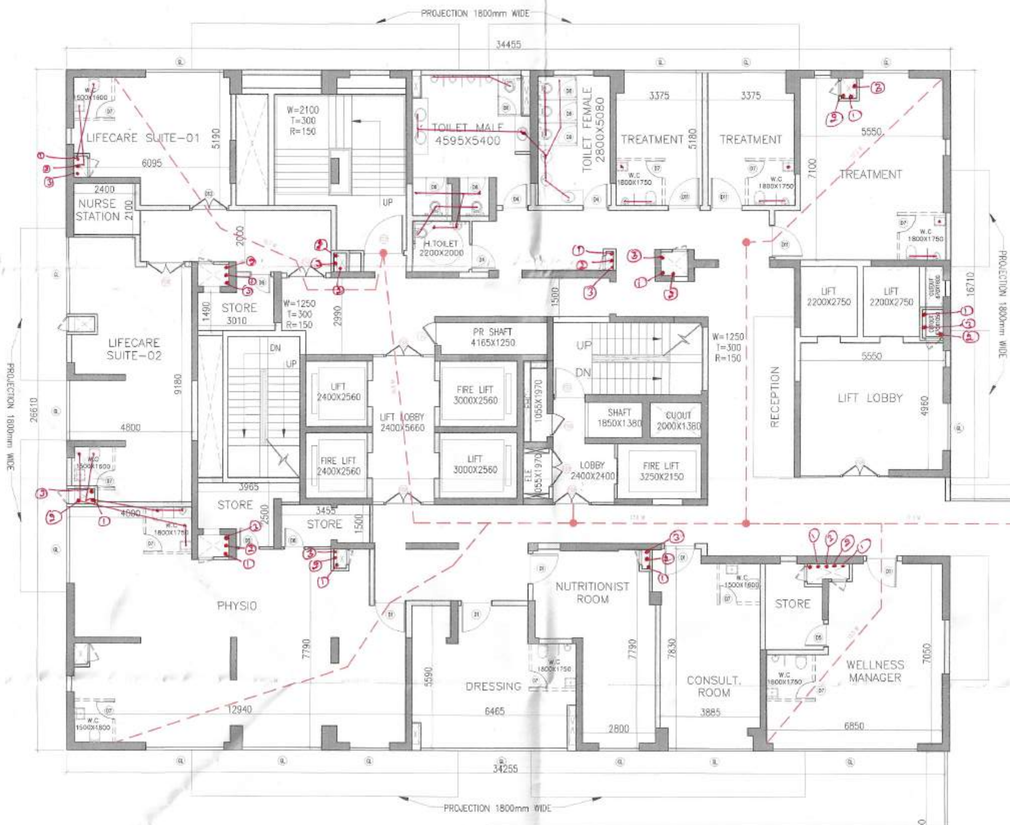

FIRST FLOOR PLAN

MUMTY AREA DIAGRAM

MUMTY AREA					
NO.	COEFF.	BREADTH	LENGTH	NO.s	AREA (SQ.M)
M1	1	7.100	4.900	1	34.790
TOTAL MUMTY AREA (NON FAR)					34.790

STAIRCASE AREA (NON FAR)					
NO.	COEFF.	BREADTH	LENGTH	NO.s	AREA (SQ.M)
D4	1	5.105	4.340	1	22.156
D5	1	0.500	1.750	1	0.875
D6	1	2.200	2.600	1	5.720
D12	1	2.800	5.500	2	30.800
D26	1	5.750	2.800	2	32.200
TOTAL AREA					91.751

FIRST FLOOR AREA DIAGRAM

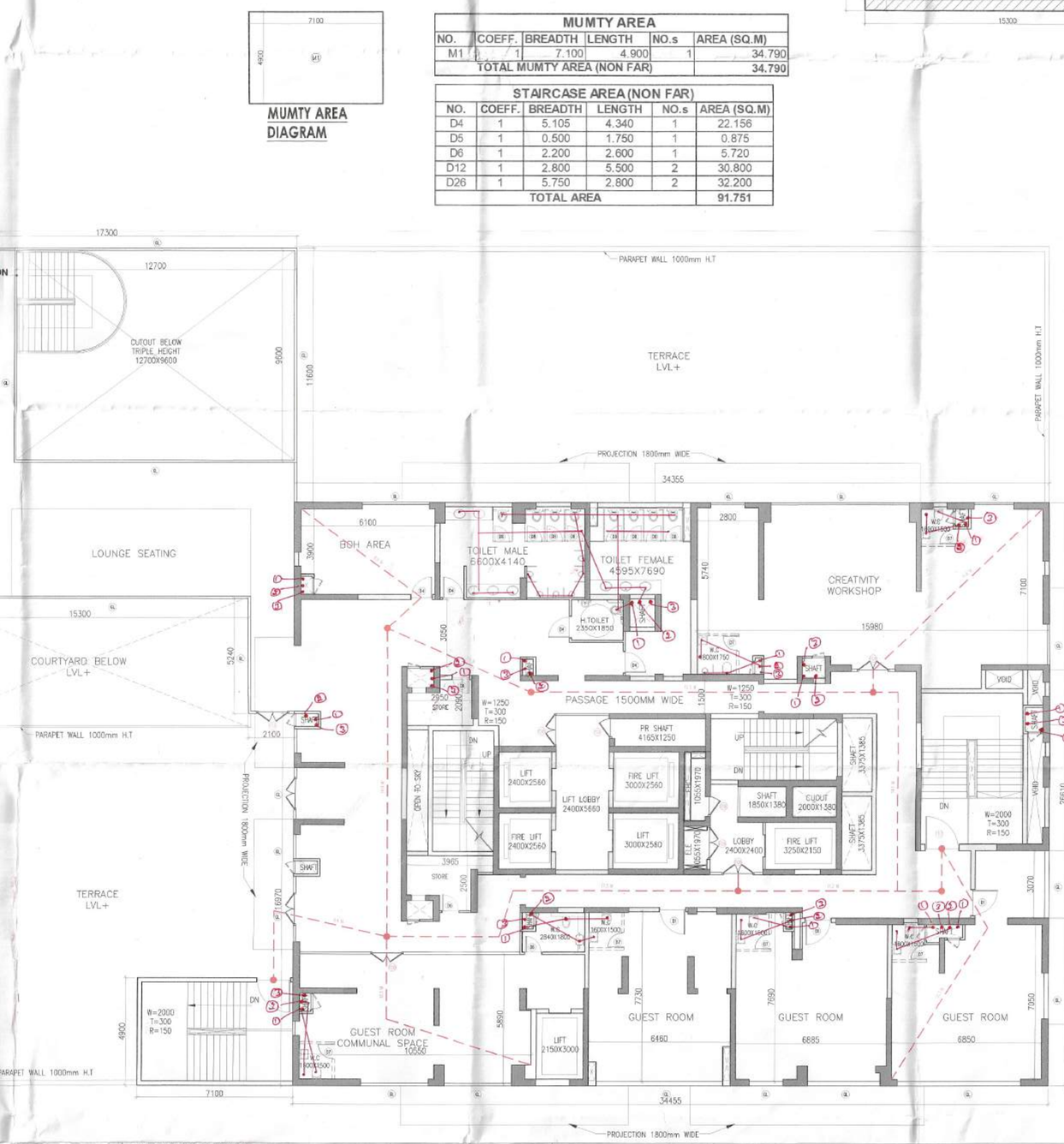

FIRST FLOOR PLAN

SCHEDULE OF DOORS + WINDOWS				
SCHEDULE OF OPENINGS				
SIZE	TYPE	LOCATION	SILL	LINTEL
1200x2100	B1	BACK OFFICE	-	+2100
1000x2100	D1	STORE	-	+2100
1100x2100	D4	STORE	-	+2100
1000x2100	D5	UTILITY ROOM/KITCHEN/STUDY	-	+2100
900x2100	D6	TOILET	-	+2100
750x2100	D7	TOILET	-	+2100
700x2100	D8	TOILET	-	+2100
750x2100	D9	TOILET	-	+2100
1100x2100	D10	UTILITY ROOM/KITCHEN/STUDY	-	+2100
1200x2100	D11	UTILITY ROOM/KITCHEN/STUDY	-	+2100
1500x2100	D12	UTILITY ROOM/KITCHEN/STUDY	-	+2100
1200x2400	F01	ELECTRICAL/ELV. ROOM	-	+2400
1100x2400	F02	FRESH AIR FAN ROOM(AHU FIRE RATED)	-	+2400
1100x2400	F03	LIFT LOBBY	-	+2400
1100x2400	F04	LIFT LOBBY	-	+2400
1000x2400	F05	STAIRCASE	-	+2400
900x2400	F06	FIC/FL SHAFT	-	+2400
1000x2400	F07	DEFROSTE ENTRY	-	+2400
1000x2400	F08	FIC/FL SHAFT	-	+2400
1000x2400	F09	FAN ROOM	-	+2400
1100x2400	F010	FAN ROOM	-	+2400
1500x1300	W1	KITCHEN	+1200	+2500
1500x1300	W2	KITCHEN	+1200	+2500
1500x1300	W3	KITCHEN	+1200	+2500
900x1300	V1	TOILET	+1200	+2500
1000x1300	V2	TOILET	+1200	+2500
4200x2500	SR1	SPARE AND DINING	-	+2500
4075x2500	SR2	SPARE AND DINING	-	+2500
3925x2500	SR3	SPARE AND DINING	-	+2500
3925x2500	SR4	SPARE AND DINING	-	+2500
2925x2500	SR5	MASTER BEDROOM/BEDROOM	-	+2500
2925x2500	SR6	SPARE/BEDROOM	-	+2500
1925x2500	SR7	SPARE/BEDROOM/STUDY	-	+2500
1925x2500	SR8	MASTER BEDROOM	-	+2500
1000x2500	SR9	(W. TOILET)	-	+2500

NOTES:

- ALL LIFTS SHALL HAVE 100% POWER BACK-UP.
- ALL ELECTRICAL INSTALLATIONS SHALL BE AS PER PROVISION OF NBC.
- FIRE-FIGHTING / SAFETY PROVISIONS WILL BE AS PER RELEVANT NBC PROVISIONS.
- BASEMENT AREA SHALL HAVE MECHANICALLY VENTILATED AS PER RELEVANT CODE.
- ALL TOILETS ARE VENTILATED AS PER HARYANA BUILDING CODE 2017.
- BUILDING HAS AUTOMATIC SPRINKLER SYSTEM WHEREVER REQUIRED BY NBC.
- BUILDING WILL BE DESIGNED (STRUCTURES) AS PER RELEVANT I.S. CODES FOR EARTHQUAKE RESISTANCE.
- SOLAR PANELS OF REQUIRED CAPACITY SHALL BE PROVIDED ON ROOF TOP AS PER HAREDA ZONING NORMS.
- ALL HANDICAP RAMPS WITH RAILING.
- BUILDING WILL BE CENTRALLY AIR CONDITIONED.
- ALL FIRE FIGHTING INSTALLATIONS SHALL BE AS PER PROVISION OF NBC.
- THE RAINWATER HARVESTING SYSTEM SHALL BE PROVIDED AS PER CENTRAL GROUND WATER AUTH. NORMS.

PROJECT	LAND OWNER / DEVELOPER	BIP HOLDER	DESIGN CONSULTANT	SERVICES CONSULTANTS	STRUCTURAL CONSULTANTS	LICENSE DETAIL	DATE :	ARCHITECT'S SEAL & SIGNATURE	LAND OWNER'S/DEVELOPER SIGNATURE	BIP HOLDER SIGNATURE	DWG.NO. 45
PROPOSED GROUP HOUSING AT VILLAGE HARSARU, SECTOR 36A, SUB-TEHSIL HARSARU, DISCTRICT GURUGRAM, HARYANA, 122001	**DELTA PROPCON PVT LTD** 3RD FLOOR, CENTRAL PLAZA MALL, SECTOR 53, GURUGRAM -122002	**MAX ESTATES GURGAON LIMITED** MAX TOWER, C-001/A-1, SECTOR-16B, NOIDA, GAUTAM BUDDHA NAGAR - 201301	RSP Design Consultants Pvt. Ltd. Unit 103, Bestech Business Tower, Sector-48 Sohna Road, Gurgaon-122018 Head Office: No.30, Museum Road, Bangalore - 560001 Tel: 25596868 Fax: 25596818 Email: rsp@rspindia.net; Web: www.rspindia.net	**Sanelac Consultants Private Limited** C-64/2, Okhla Industrial Area Phase II, New Delhi - 110 020, India +(91) (11)-26385310 /40503959 SCPL@sanelac.com	**Vintech Consultants** Address: C-35, Pamposh Enclave, Greater Kailash – I, New Delhi 110 048. vintech@vintechconsultants.com	**LICENSE NO. 38 OF 2013 DATED 04.06.2013 GRANTED FOR 23.4188 ACRES AND LICENSE NO. 97 OF 2013 DATED 08.11.2013 GRANTED FOR 1.6875 ACRES WITH ADDITIONAL AREA MEASURING 1.05 ACRES UNDER TRANSIT ORIENT DEVELOPMENT POLICY DATED 09.02.2016 THEREBY MAKING THE TOTAL SITE AREA 26.1563 ACRES IN SECTOR - 36A, GURUGRAM MANESAR URBAN COMPLEX BEING DEVELOPED BY DELTA PROPCON PVT. LTD.**		AJ... GOYAL CA/... 114902 H. No. 739/2, Patel Nagar, Ggm. Ph. No. 98846...	For DELTA PROPCON PVT. LTD. Authorised Signatory		DWG. TITLE. **FIRST FLOOR PLAN (COMMUNITY BUILDING-02)** **SUBMISSION DRAWING**