

DRAWING NO: 901
CHARMAK
 Building Plan Committee
 HSPV Green Building
 HSPV Green Building
 HSPV Green Building
GURGRAM

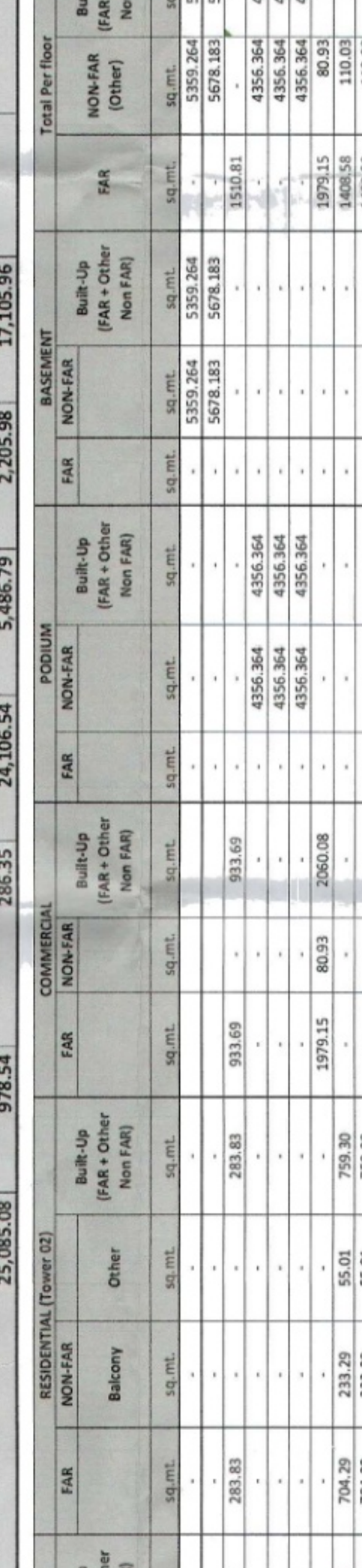
SUBMISSION DRAWINGS
 FOR APPROVAL AND STAMPING

NOTES:
 1. All fixture provided in toilet are as per N.B.C. of India and as per N.B.C. of India & as per NBC CODE
 2. All fixture provided in toilet are as per N.B.C. of India & as per N.B.C. of India & as per NBC CODE
 3. Basement will be mechanically ventilated
 4. All fixtures in the basement, services basement etc. (M) will be provided as per NBC CODE
 5. Standby generating capacity will be provided for the electrical requirement of the total scheme. This capacity will be provided for the common areas and the entire scheme. The standby generating capacity for all common areas and the entire scheme will be provided for the electrical load for the ventilation.
 6. Fire safety measure as per NBC includes smoke detector, heat detector, sprinkler spacing in detector, heat detector, sprinkler spacing in detector.
 7. All external walls are 100mm and all internal walls are 100mm/75mm thick in RCC. (Valid for all drawings)
 8. RCC
 9. Common Area shall be Artificially lit and Mechanically ventilated.
 10. Building Structure shall be designed as per relevant IS Codes for Earthquake resistance.

ARCHITECT
MORPHOGENESIS
 41 Industrial Estate, Okha Phase - III,
 New Delhi 110020
 TEL: 91 11 41828070
 E-Mail: studio@morphogenesis.org

CONSULTING STRUCTURAL ENGINEER
VINTECH CONSULTANTS
 Address: C-35, Parkside, Enclave, Greater Noida
 Ph: +91 11 42141515, 20200705, 20200706
 E-mail: vintech@vintechconsultants.com
 www.vintechconsultants.com

CONSULTING MEP
SNC
 Sunit Nayyar Consultants
 100, Parkside, Enclave, Greater Noida
 Ph: +91 11 42141515, 20200705, 20200706
 E-mail: snc@vintechconsultants.com
 www.vintechconsultants.com



PROJECT
 Proposed Building Plan of GH Site no. 13 in Sector-54, Urban Estate Gurgaon II under HSPV TOD Policy (Under mix land use).

DEVELOPER
 JHS Estate Private Limited.

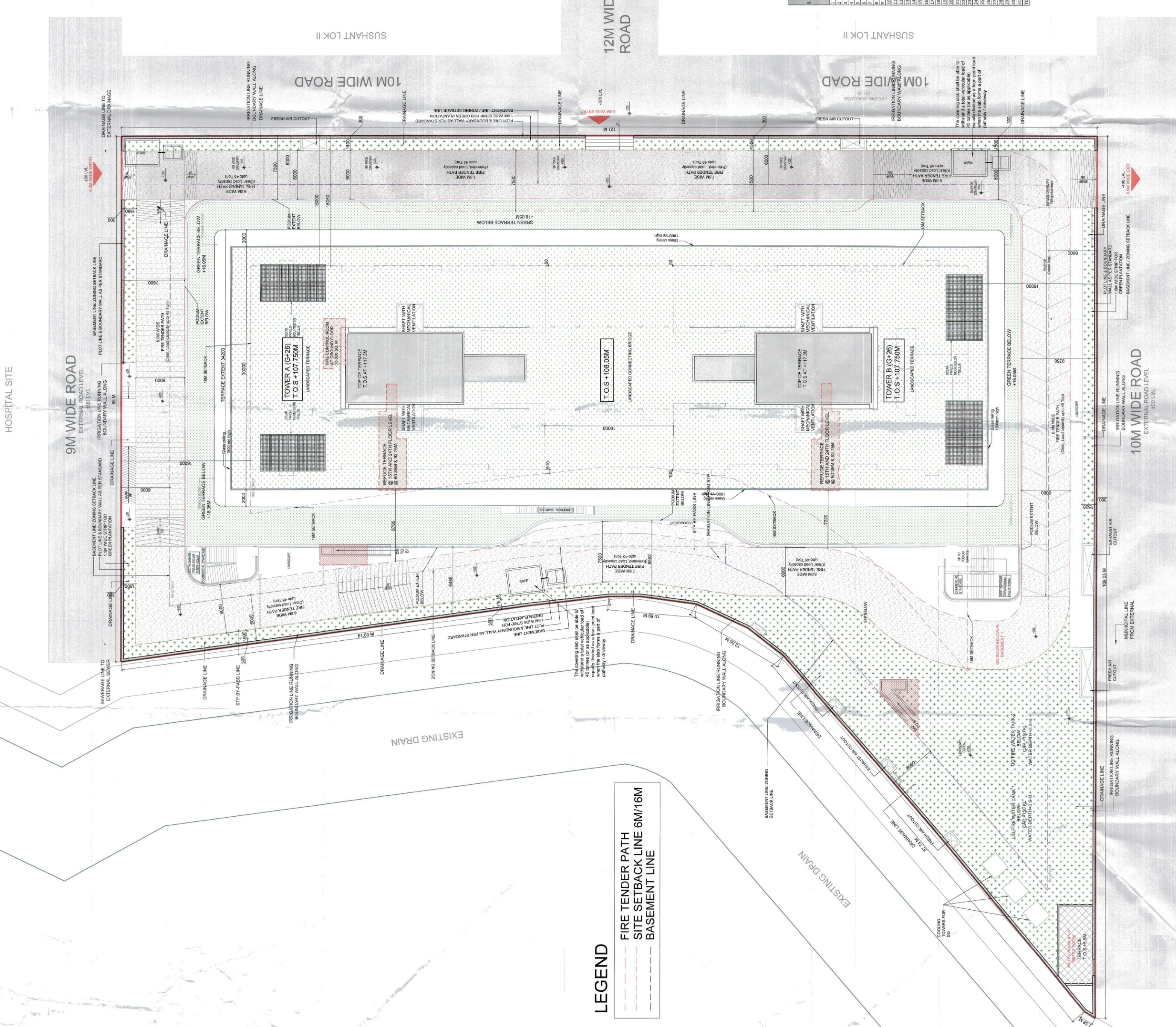
DEVELOPER'S SIGNATURE:

AUTHORIZED SIGNATORY

ARCHITECT'S SIGNATURE:

DRAWING NAME:
 SITE PLAN

SCALE 1:200
DATE 07.06.2024

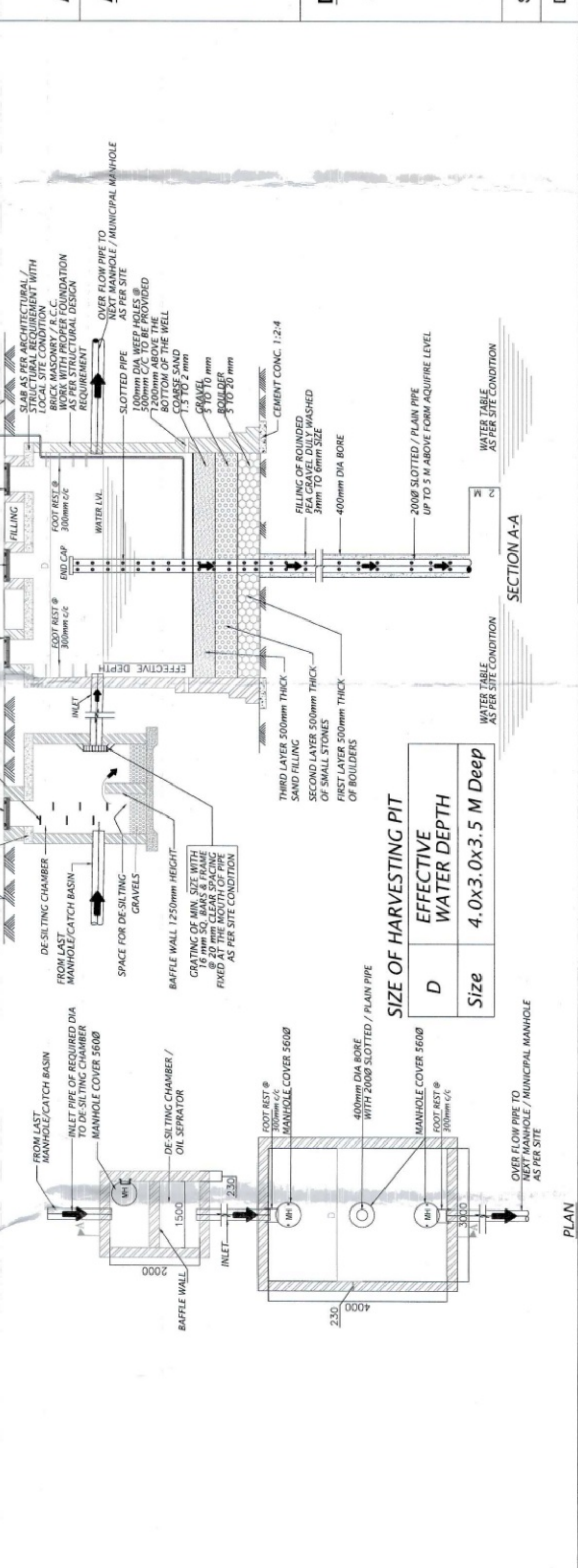


AREA STATEMENT	
S.No.	DESCRIPTION
1	Site Area
2	Proposed Area
3	Open Space
4	Proposed Residential Area
5	Proposed Commercial Area
6	Proposed Parking Area
7	Proposed Green Area
8	Proposed Water Body
9	Proposed Road Area
10	Proposed Utility Area
11	Proposed Other Area
12	Proposed Total Area

REVENUE & POPULATION CALCULATION	
S.No.	DESCRIPTION
1	Residential
2	Commercial
3	Public
4	Other
5	Total

PROPOSED PARKING CALCULATION	
S.No.	DESCRIPTION
1	Residential
2	Commercial
3	Public
4	Other
5	Total

PROPOSED PARKING CALCULATION	
S.No.	DESCRIPTION
1	Residential
2	Commercial
3	Public
4	Other
5	Total



LEGEND

- FIRE TENDER PATH
- SITE SETBACK LINE
- BASEMENT LINE

1 SITE PLAN
 1:200