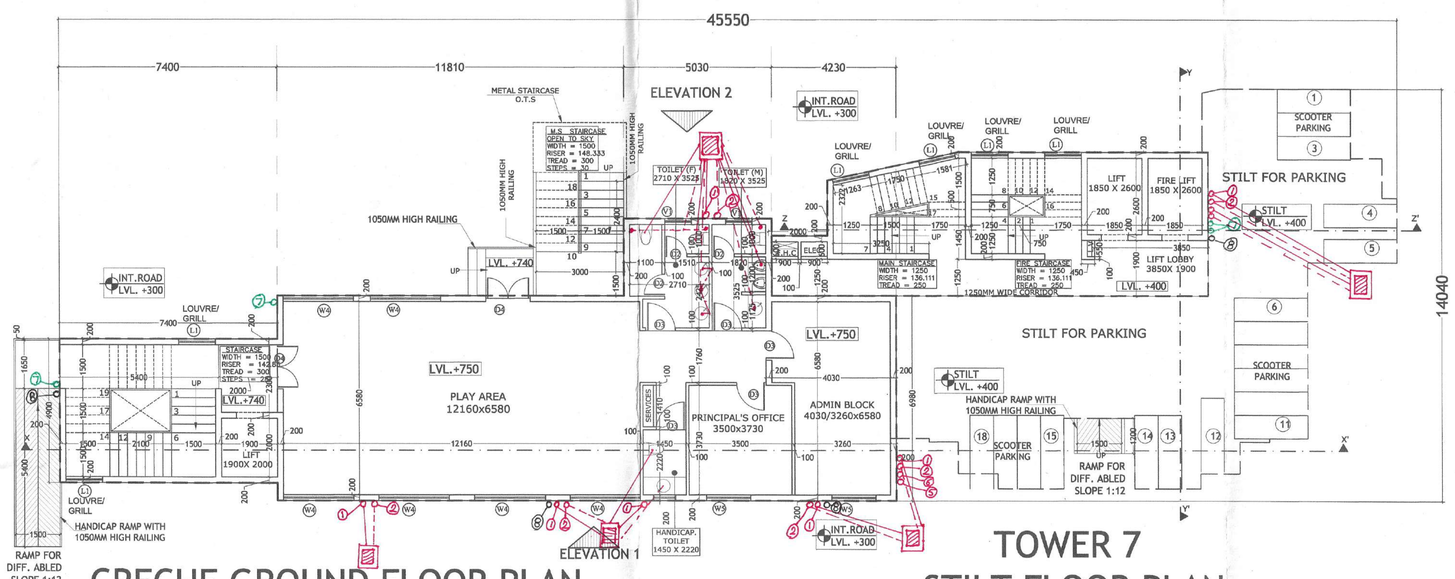

CRECHE GROUND FLOOR PLAN

TOWER 7
STILT FLOOR PLAN

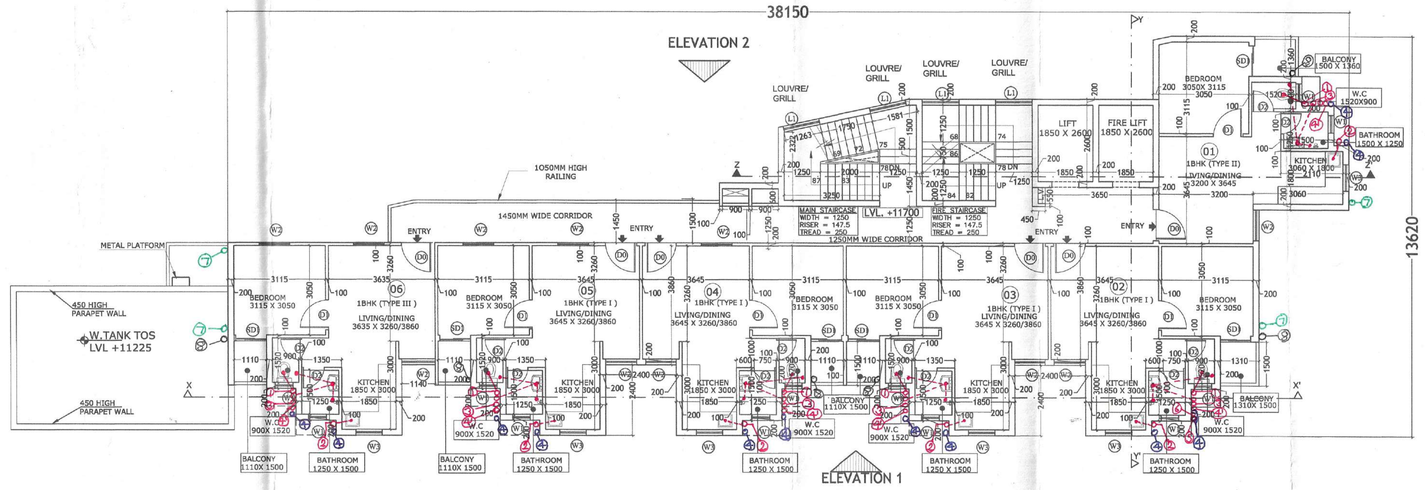

FOURTH FLOOR PLAN

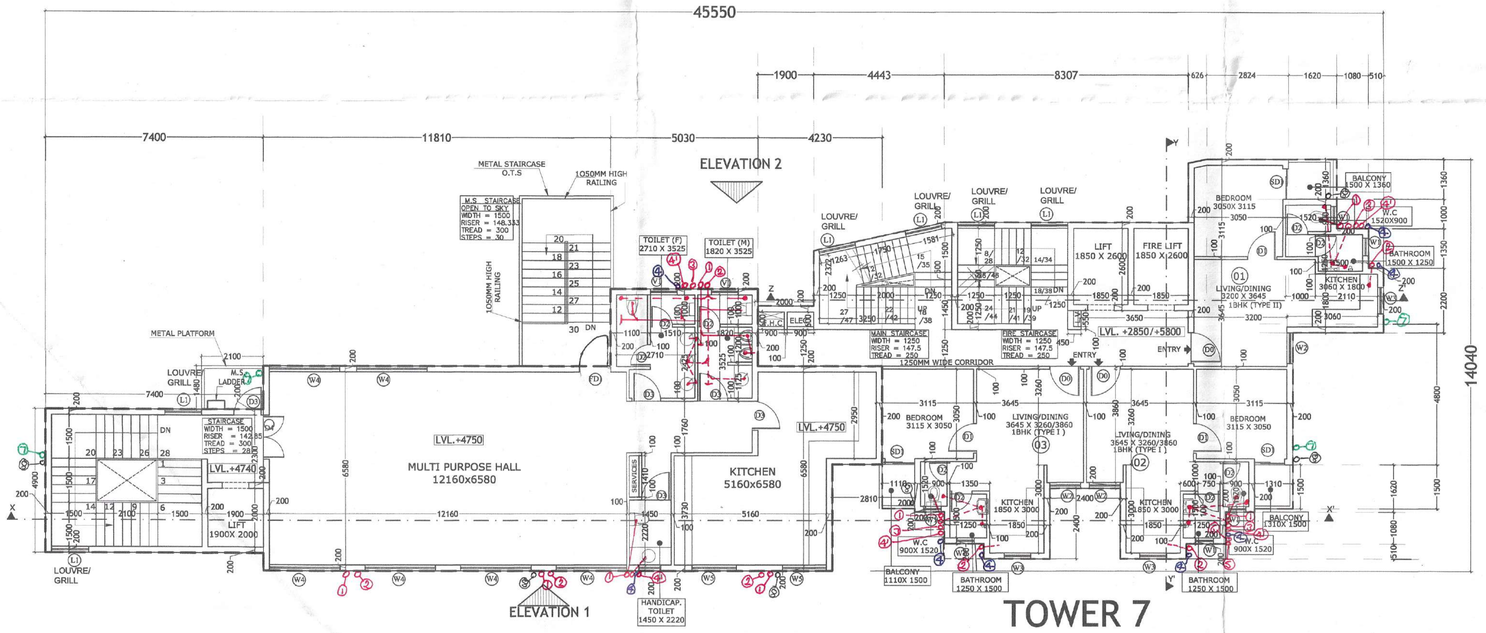

COMMUNITY FIRST FLOOR PLAN

TOWER 7
FIRST & SECOND
FLOOR PLAN

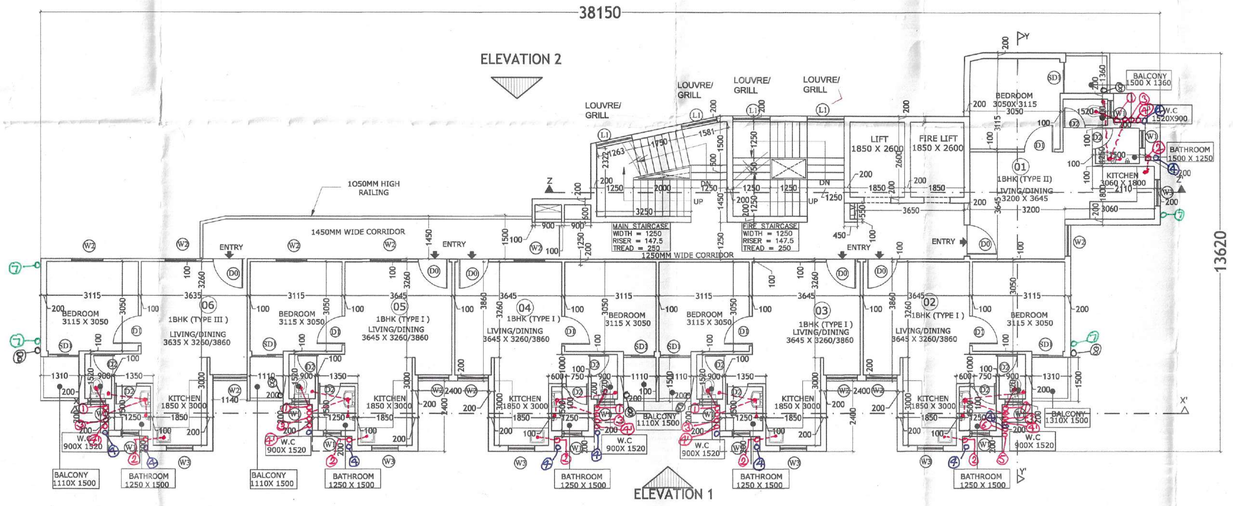

TYPICAL FLOOR PLAN(5TH & 6TH)

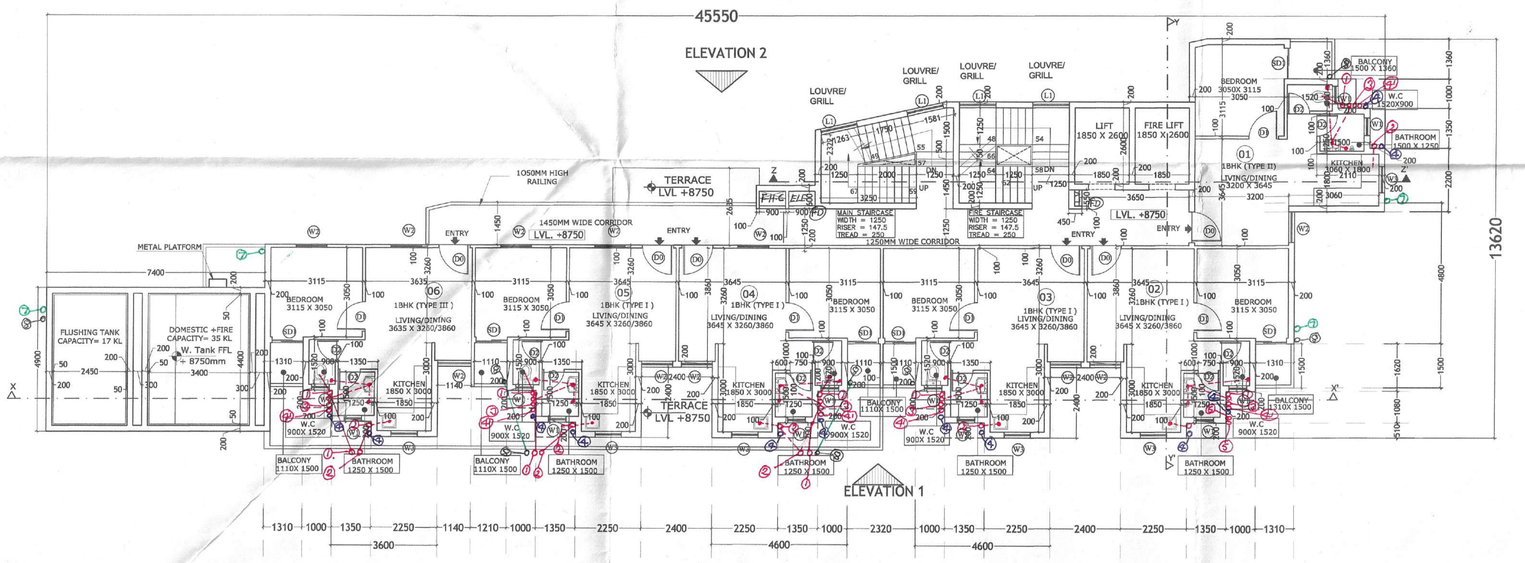

COMMUNITY TERRACE PLAN

THIRD FLOOR PLAN

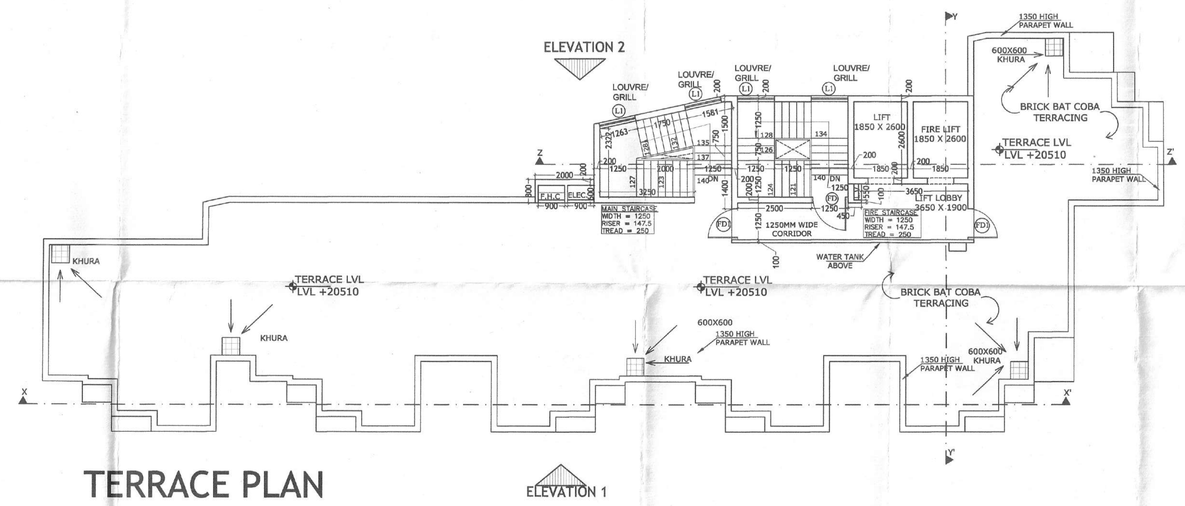

TERRACE PLAN

CRECHE / COMMUNITY GROUND COVERAGE = BUILT OF CRECHE AREA
= 173.633 + 22.950 =196.583 SQ.M

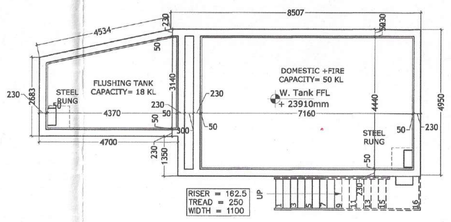

WATER TANK
FLOOR PLAN

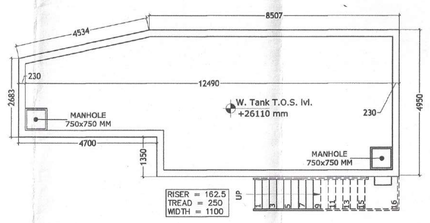

WATER TANK
FLOOR PLAN

SUBMISSION DRAWING

CLIENT

M/S. SIGNATURE GLOBAL (INDIA) PRIVATE LIMITED
Signature Global, 1308 Dr. Gopal Das Building
28 Barakhamba Road C.P. New Delhi

PROJECT TITLE

PROPOSED REVISED BUILDING PLAN OF AFFORDABLE GROUP HOUSING COLONY FOR AN AREA MEASURING 5.444 ACRES (LICENCE NO. 89 OF 2019 DATED 02/08/2019 & LICENNCE NO 02 OF 2022 DATED 06.01.2022) IN SECTOR-89, GURUGRAM MANESAR URBAN COMPLEX BEING DEVELOPED BY RAMPRASTHA SARE LAND HOLDING COMPANY ONE PVT. LTD. AND OTHERS IN COLLABORATION WITH SIGNATURE GLOBAL INDIA PVT. LTD.

MEP Consultant:
Consummate Engineering Services Pvt. Ltd.
B - 67, Sector 67, Noida,
Uttar Pradesh - 201301
Tel : +91- 0120 – 2303500
E-mail: mail@cesplin

Structure Consultant:
NNC DESIGN INTERNATIONAL
G-70, 2nd floor, Jaisalmer Plaza, Main Sarita Vihar Road,
Okhla, New Delhi - 110025
Tel : +91-11-26940734/5/67 Fax: +91-11-26940738
E-mail: nnc_consultants@hotmail.com

R.K.& ASSOCIATES
ARCHITECTS, Engineers & Planners
E-51, GREEN PARK, NEW DELHI - 110016, INDIA
Tel : 2696-3158, 2651-8751, 2656-7357
Fax: (011) 2686-2540 E-mail : rka.architects@gmail.com

ARCHITECT'S SIGNATURE

ROHIT GARG
CA/94/17868

OWNER'S SIGNATURE

DRAWING TITLE (SUBMISSION DRAWING)

TOWER T7
CRECHE &COMMUNITY
PLANS

DRG. NO. 13

SCALE - 1:100 DATE - FEB 2023

DOOR WINDOW SCHEDULE

TYPE	SIZE	CILL	LINTEL	DESCRIPTION
FD	1200X2100	-	2100	FIRE STAIRCASE
FD1	1050X2100	-	2100	TERRACE- ONE HOUR FIRE RATED
D0	1050X2100	-	2100	ENTRANCE- ONE HOUR FIRE RATED
D1	900X2100	-	2100	BEDROOM
D2	750X2100	-	2100	TOILET/STORE
D3	1000X2100	-	2100	TOILET/STORE
D4	1500X2400	-	2400	CRECHE /COMMUNITY HALL
SD1	1050X2310	-	2310	BALCONY
V1	900X600	2400	3000	TOILET
W1	600X1000	1100	2100	TOILET (EXHAUST FAN)
W2	1050X2310	300	2310	BEDROOM
W2'	1140X2310	300	2310	BEDROOM
W3	900X1210	1100	2310	KITCHEN
W4	2400X2400	600	3000	CRECHE /COMMUNITY HALL
W5	1500X2400	600	3000	CRECHE /COMMUNITY HALL
L1	1250X1410	900	2310	STAIRCASE

CRECHE & COMMUNITY

TOWER 7

PIPE LEGEND :-

1. 110 ø O.D. UPVC SP STACK
2. 110 ø O.D. UPVC WP STACK
3. 75 ø P.S.P.
4. DWS D/TAKE
5. FWS D/TAKE
6. DWS/RISER
7. FLUSHING RISER
8. 110 ø O.D. UPVC R.W.P.
9. 75 ø UPVC DRAIN PIPE (BALCONY)

SYMBOL	DESCRIPTION
	SOIL PIPE
	WASTE PIPE
• FT	FLOOR TRAP
• FD	FLOOR DRAIN

This is a "SANCTIONED BUILDING PLAN" approved for the purpose of inviting objections from general public

T.P. (HQ) Member B.P.A.C. | A.C.P. (HQ) B.P.A.C. | C.E.(HQ) Chairman B.P.A.C.

Consultant Architect

ATP(HQ)

JP PA ATP

(Dinesh Kumar) PA(HQ)

DCP (HQ) Member B.P.A.C.

Checked and found ok for Public Health (Internal) Service only subject to comments in Inward Register No. ..... Dt .....

Superintending Engineer (HQ) for Chief Engineer (HQ)

SDE (HQ)

TO BE READ WITH THIS OFFICE MEMO NO.: DATED :