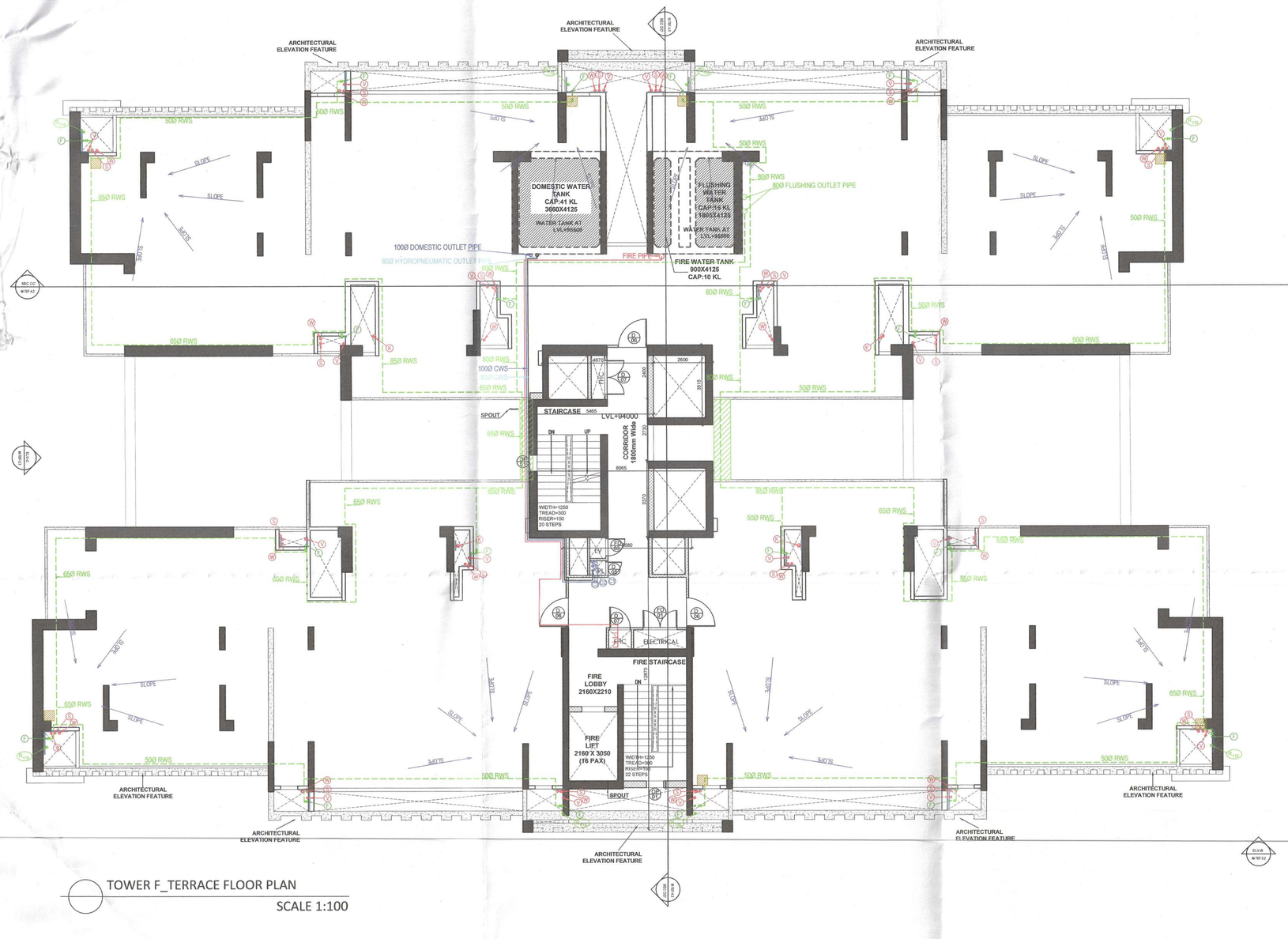

TOWER F_TERRACE FLOOR PLAN

SCALE 1:100

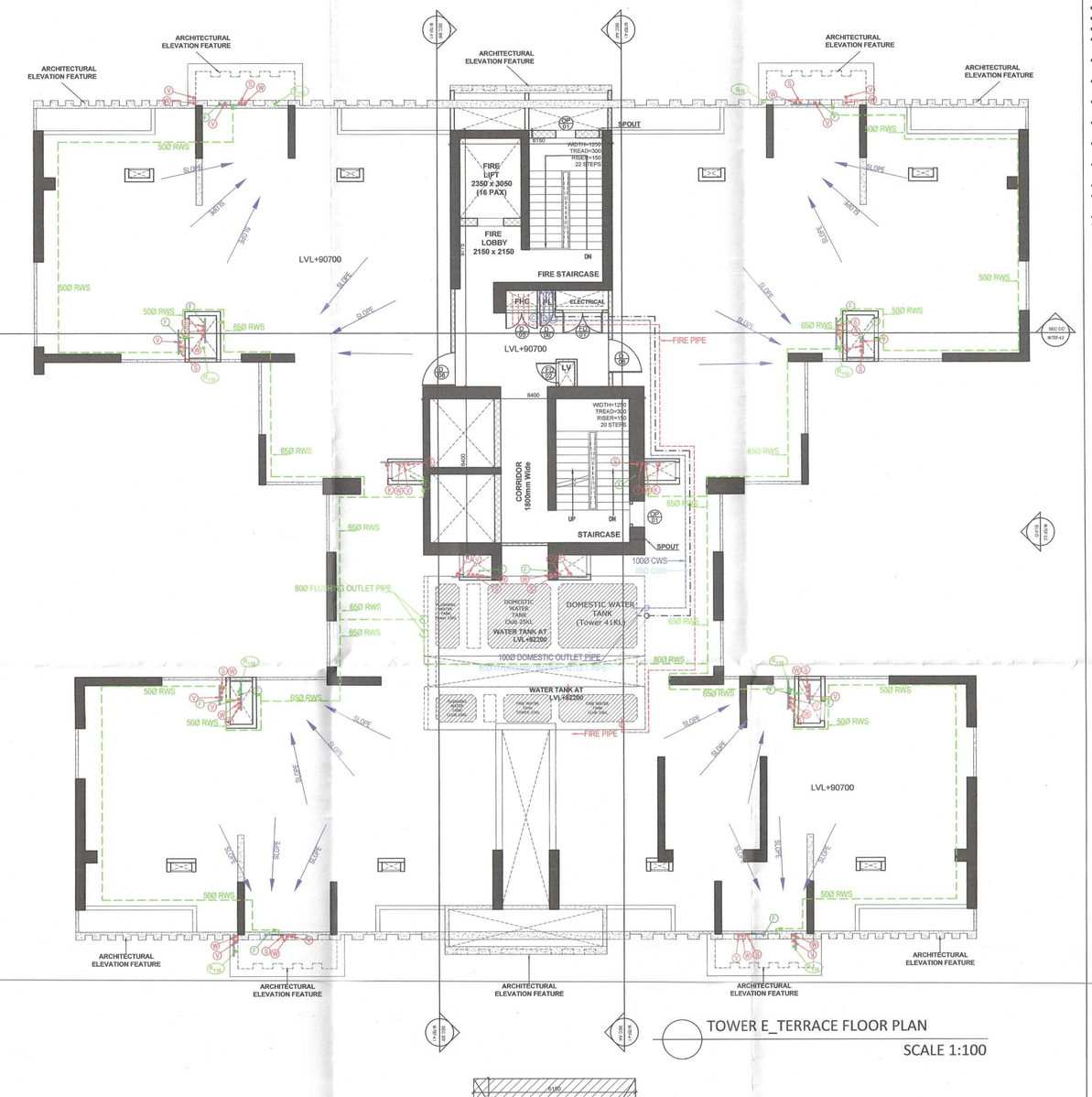

TOWER E_TERRACE FLOOR PLAN

SCALE 1:100

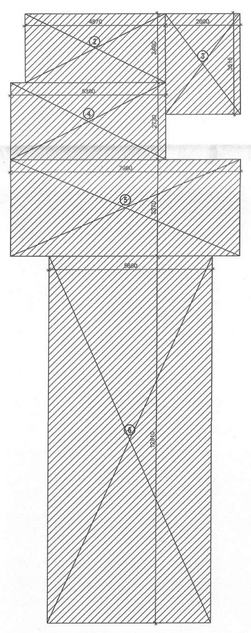

TOWER F_TERRACE FLOOR AREA DIAGRAM

SCALE 1:100

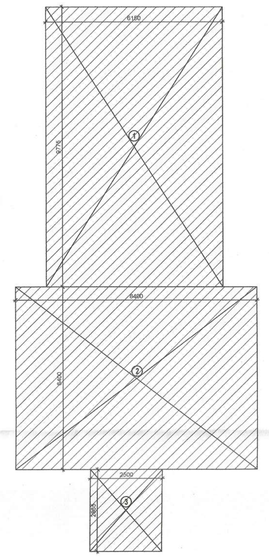

TOWER E_TERRACE FLOOR AREA DIAGRAM

SCALE 1:100

NOTES :-

- VRV System is being provided.
- Full DG power back up is being provided.
- Toilets are mechanical ventilated.
- All lifts shall have 100% power back-up.
- All electrical installations shall be as per provision of nbc.
- Fire-fighting/safety provisions will be as per relevant nbc provisions.
- Basement area shall have mechanically ventilated as per relevant code.
- All toilets are ventilated as per haryana building code 2017.
- Building has automatic sprinkler system wherever required by nbc.
- Building will be designed (structures) as per relevant i.e. codes for earthquake resistance.
- Solar panels of required capacity shall be provided on roof top as per harela/zoning norms.
- All handicap ramps with railing.
- All fire fighting installations shall be as per provision of nbc.
- The rainwater harvesting system shall be provided as per central ground water auth.norms.

TOWER E

DOOR /WINDOW	WIDTH	HEIGHT	SILL	LINTEL
D02	1050	2400	-	2400
D03	800	2400	-	2400
D04	900	2400	-	2400
D05	1200	2400	300	2400
D06	500	2400	300	2400
D08	1250	2400	-	2400
D09	1800	2400	-	2400
D10	1250	2400	-	2400
D11	750	2100	300	2400
D12	600	2100	300	2400
D13	1200	2400	-	2400
D14	1500	2400	-	2400
O	O	O	O	O
FD01	1500	2100	300	2400
FD02	750	2100	300	2400
FD03	1100	2400	-	2400
FD04	900	2400	-	2400
FD05	1250	2400	-	2400
O	O	O	O	O
W01	1900	1500	900	2400
W02	750	1200	1200	2400
W03	750	2100	300	2400
W04	1875	1200	1200	2400
W05	635	1500	900	2400
W06	1925	1500	900	2400
O	O	O	O	O
DW01	2400	2400	-	2400
DW02	1600	2400	-	2400
DW03	2660	2400	-	2400
DW04	2850	2400	-	2400
O	O	O	O	O
OP01	750	1200	1200	2400

TOWER F

DOOR/ WINDOW	WIDTH	HEIGHT	SILL	LINTEL
D02	1050	2400	-	2400
D03	800	2400	-	2400
D05	600	2400	300	2400
D06	1250	2400	-	2400
D07	900	2400	300	2400
D08	750	2400	300	2400
D09	1800	2400	-	2400
D10	1250	2400	-	2400
D12 (LOUVERED DOOR)	750	2100	300	2400
D13	1200	2400	-	2400
D14	1500	2400	-	2400
O	O	O	O	2400
FD01	1500	2100	300	2400
FD02	1100	2400	-	2400
FD03	750	2100	300	2400
FD04	900	2400	-	2400
FD05	1200	2400	-	2400
O	O	O	O	O
W01	750	2100	300	2400
W02	750	1200	1200	2400
W03	750	1500	900	2400
W04	1750	1500	900	2400
O	O	O	O	O
DW01	2400	2400	-	2400
DW02	5275	2400	-	2400
DW03	1415	2400	-	2400
DW04	1605	2400	-	2400
DW05	1975	2400	-	2400
DW06	2700	2400	-	2400
O	O	O	O	O
OP01	750	1200	1200	2400

TOWER E: TERRACE FLOOR AREA CALCULATION

S.NO.	LENGTH(M)	WIDTH (M)	NO.	AREA(SQ.M.)
COVERED AREA				
1	6.150	9.775	1	60.116
2	8.400	6.400	1	53.760
3	2.500	2.865	1	7.163
TOTAL ADDITIONS (A)				121.039
DEDUCTION				
DEDUCTION (B)				0.000
NET COVERED AREA= COVERED AREA (A) - DEDUCTION (B)				121.039

TOWER F: TERRACE FLOOR AREA CALCULATION

S.NO.	LENGTH (M)	WIDTH(M)	NO.	AREA(SQ. M.)
COVERED AREA				
2	4.870	2.400	1	11.688
3	2.600	3.515	1	9.139
4	5.460	2.731	1	14.911
5	8.060	3.370	1	27.162
6	5.680	12.810	1	72.761
TOTAL ADDITIONS (A)				135.661
DEDUCTION				
DEDUCTION (B)				0.000
NET COVERED AREA= COVERED AREA (A) - DEDUCTION (B)				135.661

LEGEND : (Plumbing)

S. No.	SYMBOL	DESCRIPTION
1.	S	110Ø UPVC SOIL AND VENT PIPE
2.	W	110Ø UPVC WASTE AND VENT PIPE
3.	K	160Ø UPVC WASTE AND VENT PIPE (FOR KITCHEN)
4.	R WP	110Ø UPVC RAIN WATER PIPE

S.T.P.(HQ) Member Secretary B.P.A.C.
S.T.P.(G) Member B.P.A.C.
C.T.P.(HR) Chairman B.P.A.C.
DTP (HQ)
ATP(HQ)
AD
PA
ATP
Varinder Kumar AD(HQ)
DDA (T) MEMBER BPAC

Checked and found ok for Public Health (Internal) Service only subject to comments in forwarding letter No. 16321 Dt. 24/4/24
Superintending Engineer (HQ) for Chief Engineer-I HSVP, Panchkula

SANCTIONED TO BE READ WITH THIS OFFICE MEMO NO.: DATED :

STRUCTURAL CONSULTANTS: GOKANI CONSULTANTS

MEP CONSULTANTS: CESPL PVT LTD.

DEVELOPER: GODREJ PROPERTIES LTD

ARCHITECT: ARCHITECTURE COLLECTIVE

REVISED BUILDING PLAN OF GROUP HOUSING COLONY OF AN AREA MEASURING 14.86225 ACRES (LICENSE NO.105 OF 2010 DATED 03.12.2010 & 29 of 2024 DATED. 21.02.2024) in SECTOR-103, GURUGRAM BEING DEVELOPED BY GODREJ VESTAMARK LLP.

TOWER E AND F TERRACE PLAN

NORTH

DRG.NO. M-TEF-2.7

ARCHITECT: GAURAV SAHAN

SCALE : 1:100

DATE : 09.06.2023

DEALT : VANSHICA

CA Registration No. CA/99/25531

OWNER'S SIGN.

Godrej Vestamark LLP
Authorised Signatory

ARCHITECTS SIGN.