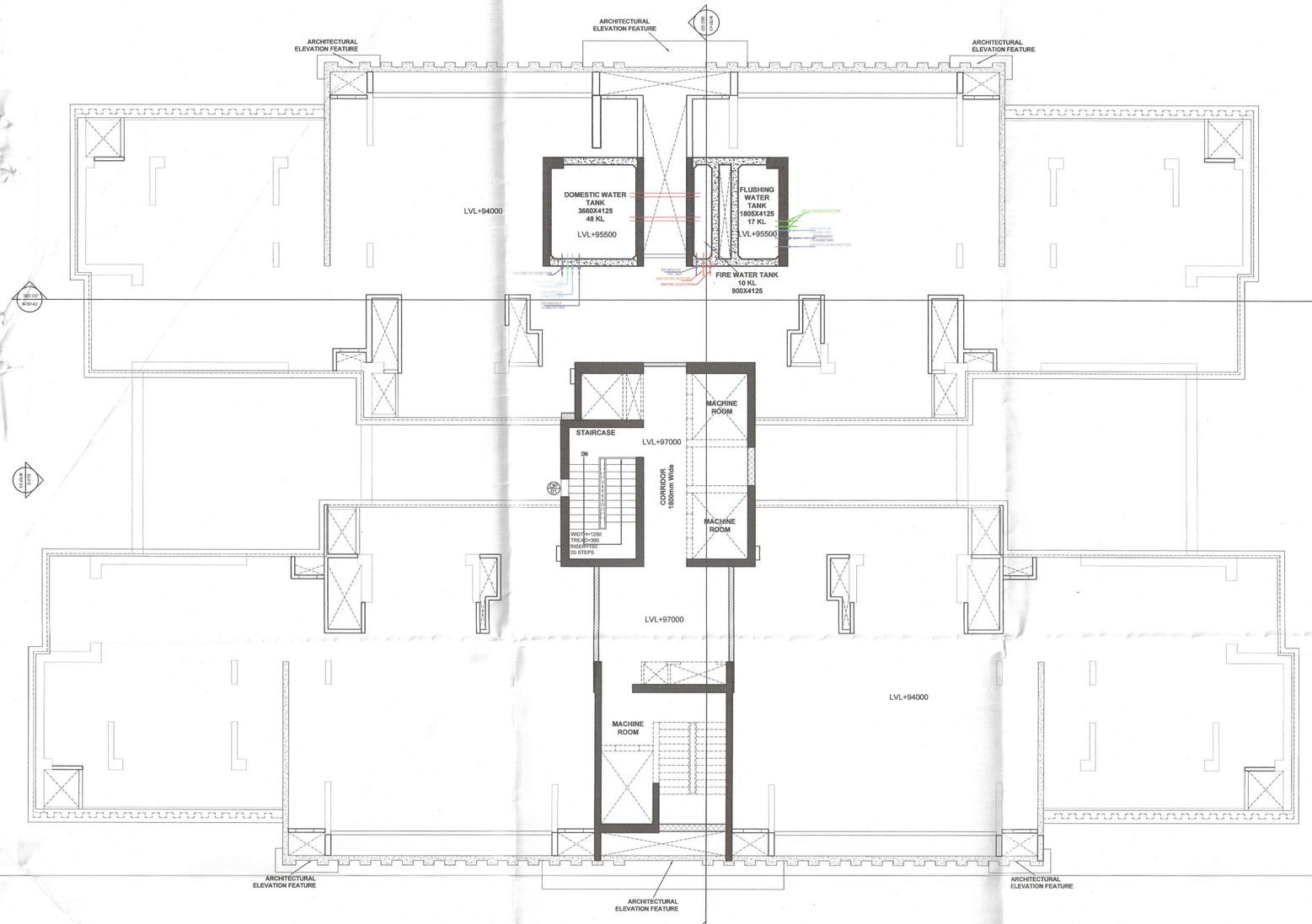

TOWER F_MACHINE/MUMPTY FLOOR PLAN
SCALE 1:100

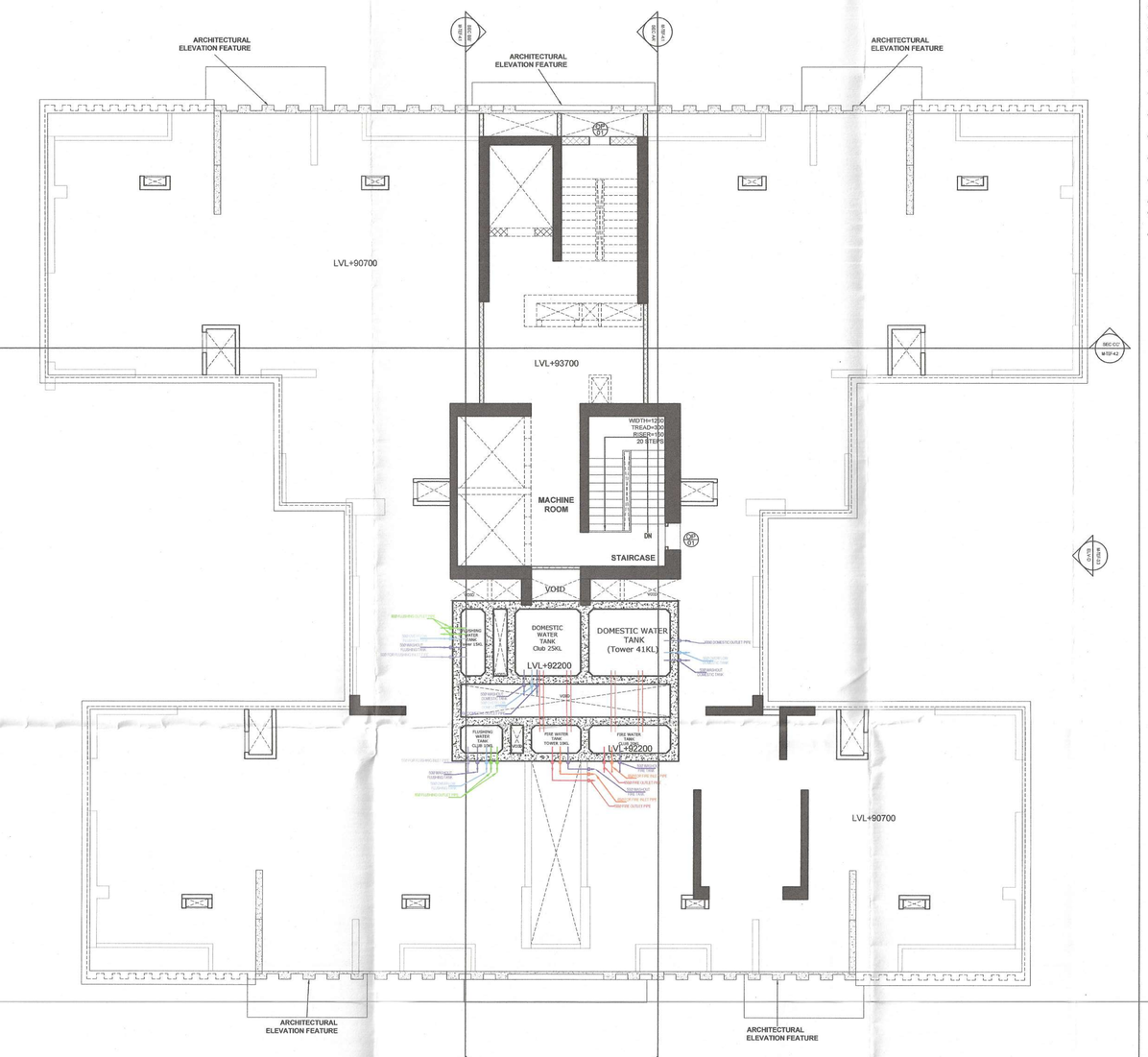

TOWER E_MACHINE/MUMPTY FLOOR PLAN
SCALE 1:100

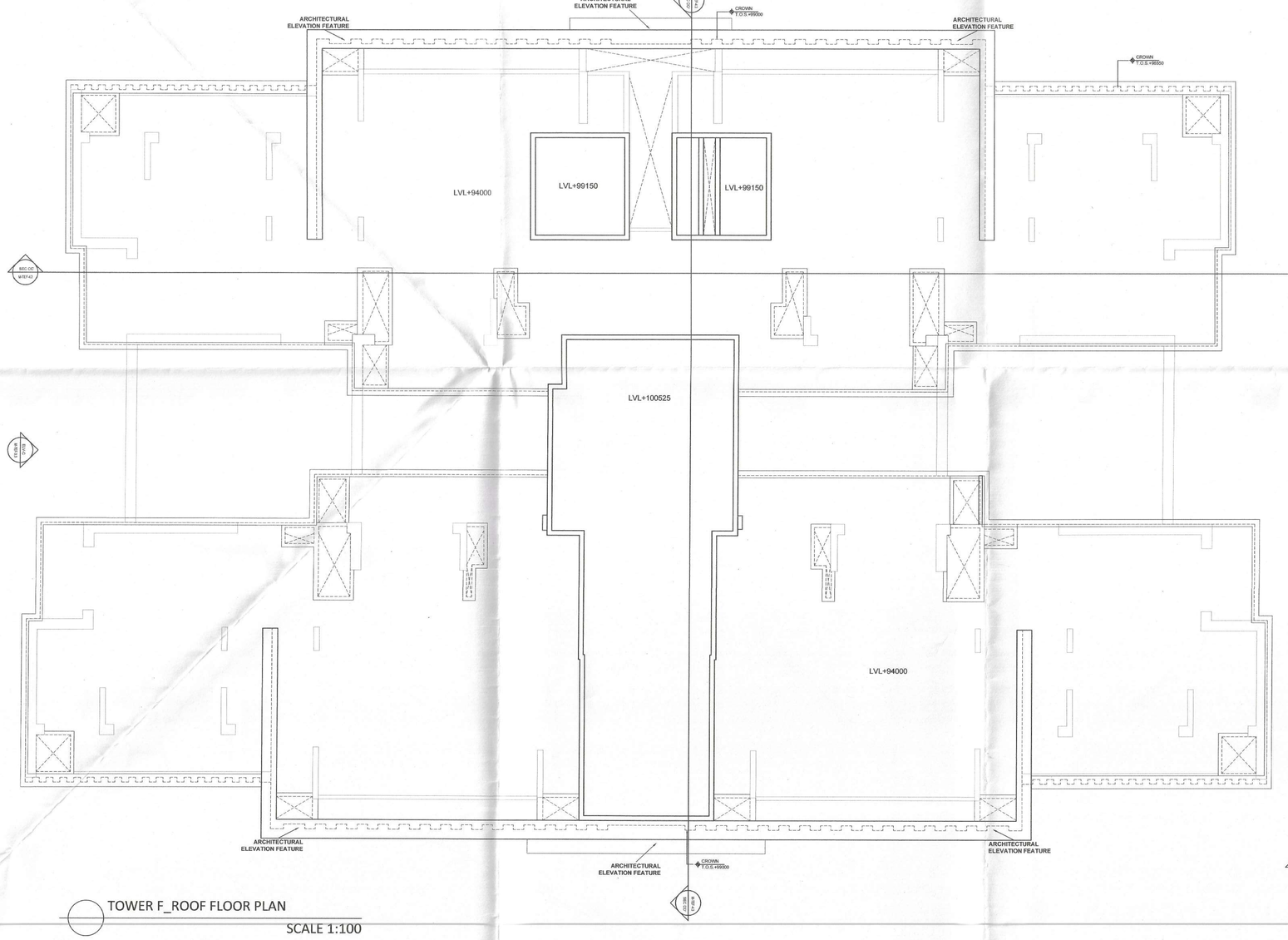

TOWER F_ROOF FLOOR PLAN
SCALE 1:100

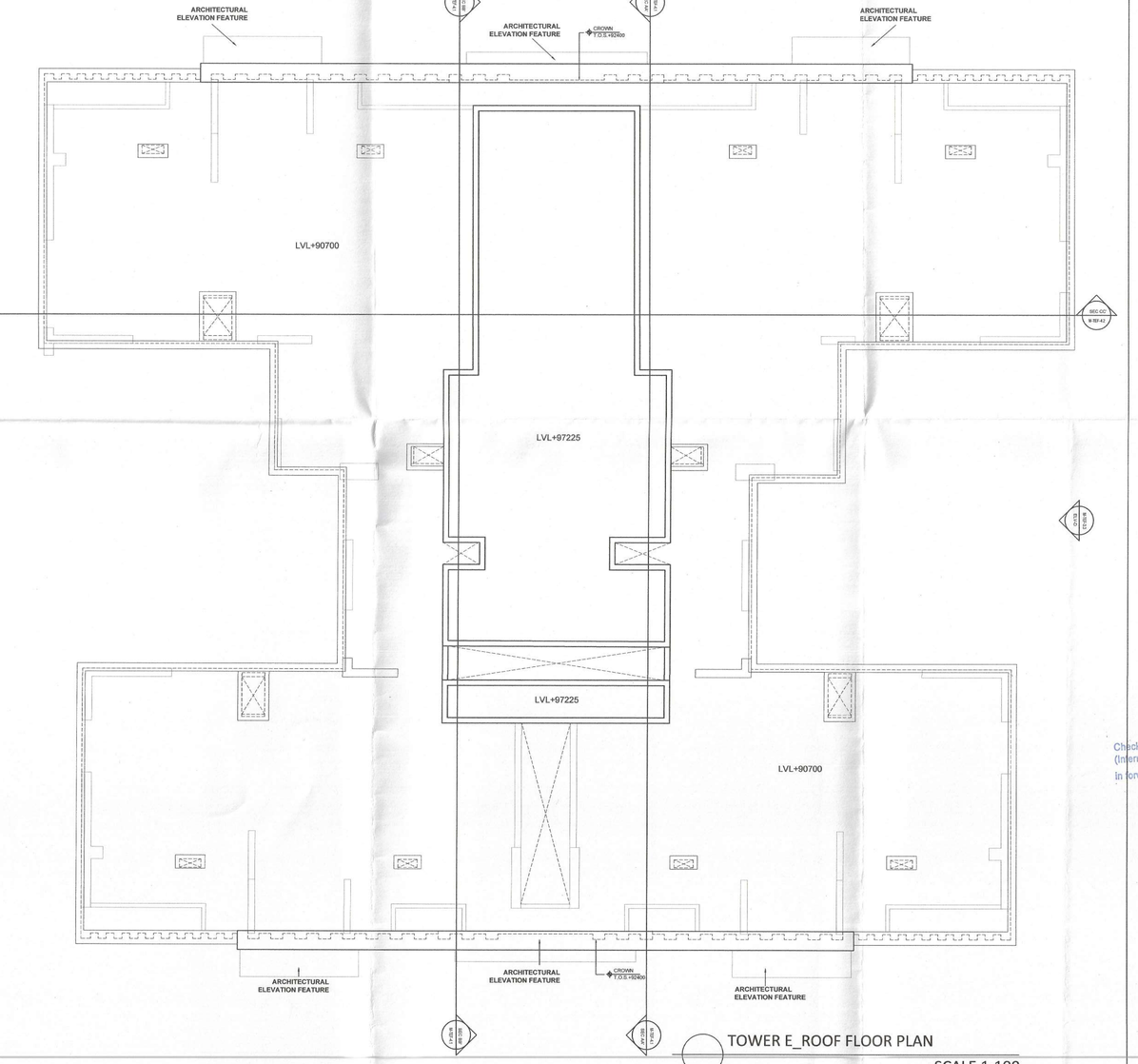

TOWER E_ROOF FLOOR PLAN
SCALE 1:100

NOTES :-

- VRV System is being provided.
- Full DG power back up is being provided.
- Toilets are mechanical ventilated.
- All lifts shall have 100% power back-up.
- All electrical installations shall be as per provision of nbc.
- Fire-fighting/safety provisions will be as per relevant nbc provisions.
- Basement area shall have mechanically ventilated as per relevant code.
- All toilets are ventilated as per haryana building code 2017.
- Building has automatic sprinkler system wherever required by nbc.
- Building will be designed (structures) as per relevant i.s. codes for earthquake resistance.
- Solar panels of required capacity shall be provided on roof top as per haredaZoning norms.
- All handicap ramps with railing.
- All fire fighting installations shall be as per provision of nbc.
- The rainwater harvesting system shall be provided as per central ground water auth.norms.

TOWER E

DOOR /WINDOW	WIDTH	HEIGHT	SILL	LINTEL
D02	1050	2400	-	2400
D03	800	2400	-	2400
D04	900	2400	-	2400
D05	1200	2400	300	2400
D06	500	2400	300	2400
D08	1250	2400	-	2400
D09	1800	2400	-	2400
D10	1250	2400	-	2400
D11	750	2100	300	2400
D12	600	2100	300	2400
D13	1200	2400	-	2400
D14	1500	2400	-	2400
O	O	O	O	O
FD01	1500	2100	300	2400
FD02	750	2100	300	2400
FD03	1100	2400	-	2400
FD04	900	2400	-	2400
FD05	1250	2400	-	2400
O	O	O	O	O
W01	1900	1500	900	2400
W02	750	1200	1200	2400
W03	750	2100	300	2400
W04	1875	1200	1200	2400
W05	635	1500	900	2400
W06	1925	1500	900	2400
O	O	O	O	O
DW01	2400	2400	-	2400
DW02	1600	2400	-	2400
DW03	2660	2400	-	2400
DW04	2850	2400	-	2400
O	O	O	O	O
OP01	750	1200	1200	2400

TOWER F

DOOR/ WINDOW	WIDTH	HEIGHT	SILL	LINTEL
D02	1050	2400	-	2400
D03	800	2400	-	2400
D05	600	2400	300	2400
D06	1250	2400	-	2400
D07	900	2400	300	2400
D08	750	2400	300	2400
D09	1800	2400	-	2400
D10	1250	2400	-	2400
D12 (LOUVERED DOOR)	750	2100	300	2400
D13	1200	2400	-	2400
D14	1500	2400	-	2400
O	O	O	O	2400
FD01	1500	2100	300	2400
FD02	1100	2400	-	2400
FD03	750	2100	300	2400
FD04	900	2400	-	2400
FD05	1200	2400	-	2400
O	O	O	O	O
W01	750	2100	300	2400
W02	750	1200	1200	2400
W03	750	1500	900	2400
W04	1750	1500	900	2400
O	O	O	O	O
DW01	2400	2400	-	2400
DW02	5275	2400	-	2400
DW03	1415	2400	-	2400
DW04	1605	2400	-	2400
DW05	1975	2400	-	2400
DW06	2700	2400	-	2400
O	O	O	O	O
OP01	750	1200	1200	2400

Checked and found ok for Public Health (Internal) Service only subject to comments in forwarding letter No. 1931-29 Dt 24/5/24

Superintending Engineer (HQ)
for Chief Engineer-I
HSVP, Panchkula

SANCTIONED
TO BE READ WITH THIS OFFICE
MEMO NO.:
DATED :

S.T.P.(HQ) Member Secretary B.P.A.C.
S.T.P.(B) Member B.P.A.C.
Chairman B.P.A.C.
DTP (HQ)
ATP(HQ)
AD
PA
ATP

STRUCTURAL CONSULTANTS:
GOKANI CONSULTANTS

MEP CONSULTANTS:
CESPL PVT LTD.

Varinder Kumar AD(HQ)
DDT (T)
MEMBER BPAC

DEVELOPER:
GODREJ PROPERTIES LTD

ARCHITECT:
ARCHITECTURE COLLECTIVE

REVISED BUILDING PLAN OF GROUP HOUSING COLONY OF AN AREA MEASURING 14.86225 ACRES (LICENSE NO. 105 OF 2010 DATED 03.12.2010 & 29 of 2024 DATED. 21.02.2024) in SECTOR-103, GURUGRAM BEING DEVELOPED BY GODREJ VESTAMARK LLP.

TOWER E AND F
MACHINE ROOM AND ROOF PLAN

NORTH

DRG.NO. M-TEF-2.8

SCALE : 1:100

DATE : 06.06.2023

DEALT : VANSHIKA

CA Registration No. CA/99/25531

ARCHITECT: GAURAV SANAN

OWNER'S SIGN.
Godrej Vestamark LLP
Authorised Signatory

ARCHITECTS SIGN.