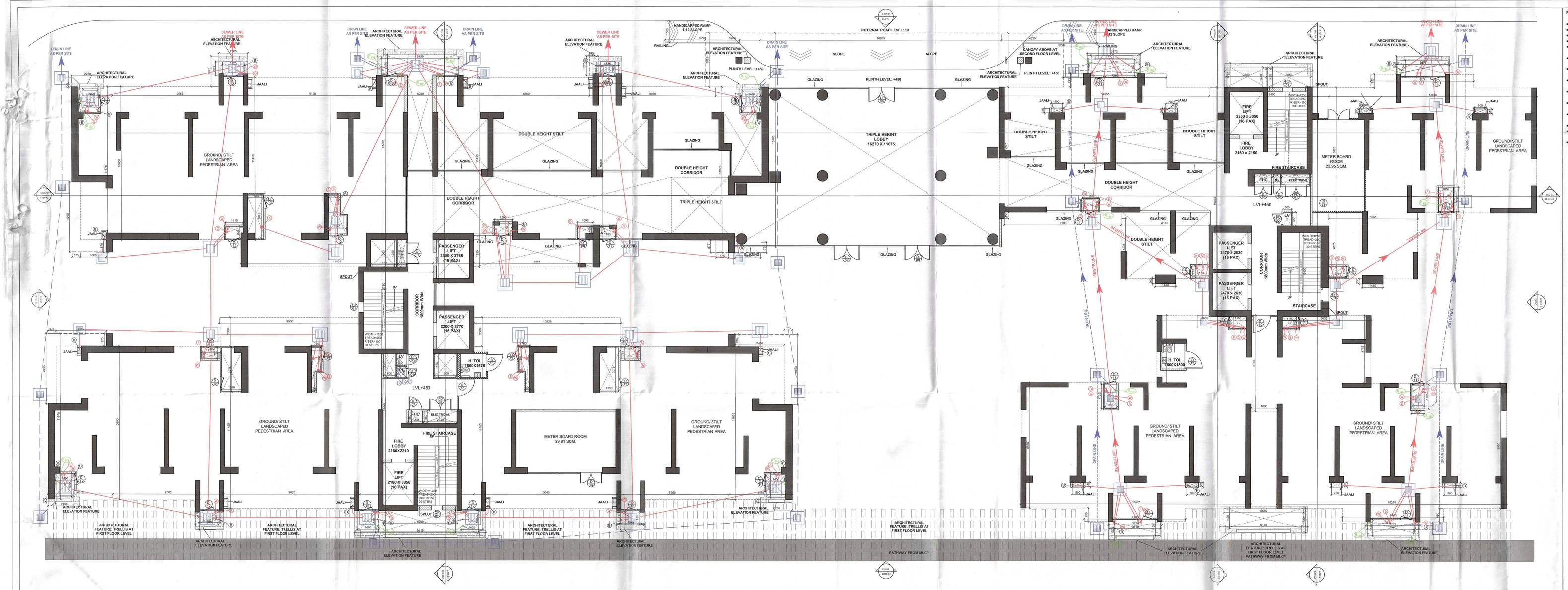

TOWER E & F_GROUND/STILT FLOOR PLAN
SCALE 1:100

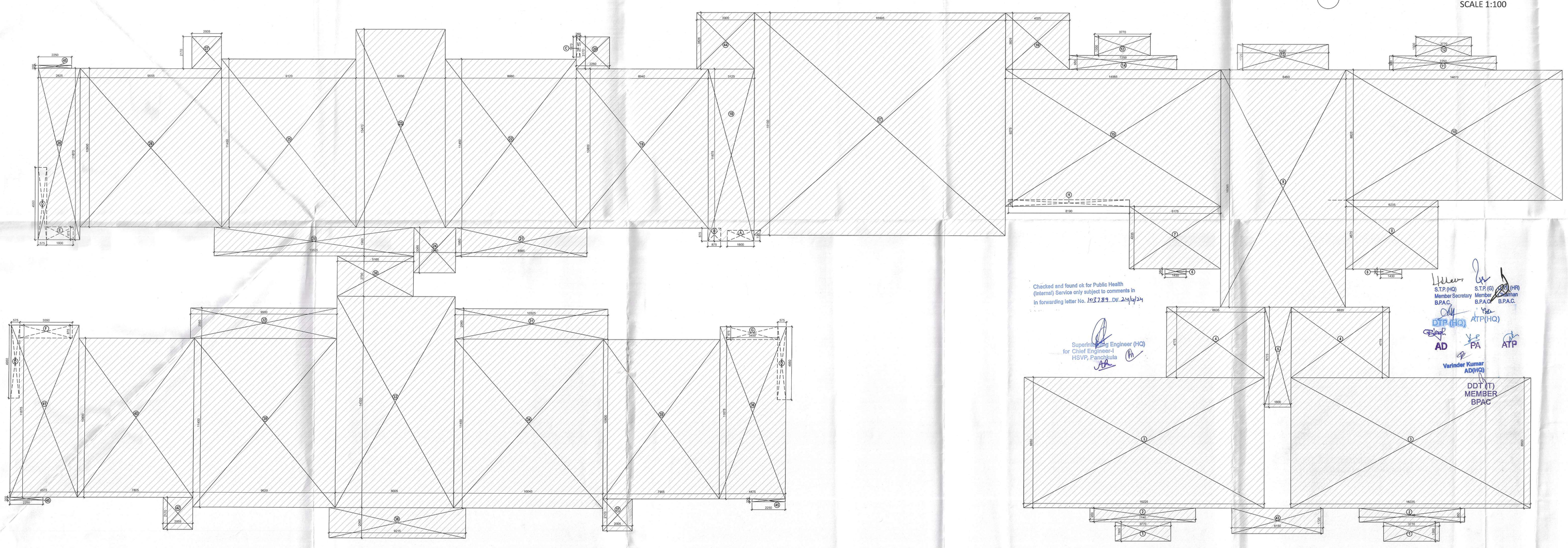

TOWER E & F_GROUND COVERAGE AREA DIAGRAM
SCALE 1:100

Checked and found ok for Public Health (Internal) Service only subject to comments in in forwarding letter No. 163789 DW 24/4/24

Superintending Engineer (HQ) for Chief Engineer-I HSVP, Panchkula

S.T.P. (HQ) Member Secretary B.P.A.C.

S.T.P. (G) Member B.P.A.C.

S.T.P. (HR) Member B.P.A.C.

DTP (HQ)

ATP (HQ)

AD

PA

ATP

Varinder Kumar AD(HQ)

DDT (IT) MEMBER BPAC

SANCTIONED TO BE READ WITH THIS OFFICE MEMO NO.: DATED :

NOTES :-

- VRV System is being provided.
- Full DG power back up is being provided.
- Toilets are mechanical ventilated.
- All lifts shall have 100% power back-up.
- All electrical installations shall be as per provision of nbc.
- Fire-fighting/safety provisions will be as per relevant nbc provisions.
- Basement area shall have mechanically ventilated as per relevant code.
- All toilets are ventilated as per haryana building code 2017.
- Building has automatic sprinkler system wherever required by nbc.
- Building will be designed (structures) as per relevant i.s. codes for earthquake resistance.
- Solar panels of required capacity shall be provided on roof top as per hareda/zoning norms.
- All handicap ramps with railing.
- All fire fighting installations shall be as per provision of nbc.
- The rainwater harvesting system shall be provided as per central ground water auth.norms.

TOWER E&F: GROUND COVERAGE CALCULATION

S.NO.	LENGTH (M)	WIDTH (M)	NO.	AREA(SQ. M.)
COVERED AREA				
1	3.770	1.300	2	9.802
2	7.140	0.950	2	13.566
3	16.225	8.850	2	287.183
4	6.635	4.775	2	63.364
5	1.800	6.775	1	12.195
6	1.430	0.360	2	1.030
7	6.175	4.235	1	26.151
8	6.235	4.675	1	29.149
9	8.460	16.085	1	136.079
10	14.670	8.825	1	129.463
11	7.250	0.950	1	6.888
12	3.530	1.300	2	9.178
13	6.150	1.720	1	10.578
14	5.315	0.950	1	5.049
15	14.565	9.275	1	135.090
16	6.260	3.775	1	23.632
17	16.995	15.110	1	256.794
18	3.125	11.675	1	36.484
19	8.940	10.800	1	96.552
20	2.525	2.170	1	5.479
21	8.885	1.950	1	17.326
22	8.860	11.450	1	101.447
23	6.030	13.470	1	81.224
24	2.840	3.065	1	8.705
25	9.120	11.450	1	104.424
26	9.555	10.800	1	103.194
27	2.005	2.170	1	4.351
28	2.825	11.675	1	32.982
29	13.525	1.950	1	26.374
30	5.165	2.730	1	14.100
31	10.325	2.060	1	21.270
32	9.900	2.060	1	20.394
33	8.005	14.320	1	114.632
34	10.045	11.450	1	115.015
35	7.905	10.800	1	85.374
36	4.475	11.675	1	52.246
37	2.005	2.170	1	4.351
38	9.215	2.060	1	18.983
39	9.620	11.450	1	110.149
40	7.805	10.800	1	84.294
41	4.575	11.675	1	53.413
42	2.005	2.170	1	4.351
43	6.150	1.720	1	10.578
44	2.870	3.835	1	11.006
45	2.250	0.200	3	1.350
46	0.655	1.665	1	1.091
TOTAL ADDITIONS (A)				**2496.328**
DEDUCTION				
A	1.800	0.725	1	1.305
B	0.875	0.875	1	0.766
C	0.260	1.370	1	0.356
D	0.575	4.950	3	8.539
E	1.800	0.875	1	1.575
F	3.550	0.875	1	3.106
G	3.450	0.875	1	3.019
H	8.190	0.450	1	3.686
DEDUCTION (B)				**22.351**
GROUND COVERAGE= COVERED AREA (A) - DEDUCTION (B)				**2473.977**

TOWER F

DOOR/ WINDOW	WIDTH	HEIGHT	SILL	LINTEL
D02	1050	2400	-	2400
D03	800	2400	-	2400
D05	600	2400	300	2400
D06	1250	2400	-	2400
D07	900	2400	300	2400
D08	750	2400	300	2400
D09	1800	2400	-	2400
D10	1250	2400	-	2400
D12 (LOUVERED DOOR)	750	2100	300	2400
D13	1200	2400	-	2400
D14	1500	2400	-	2400
O	O	O	O	2400
FD01	1500	2100	300	2400
FD02	1100	2400	-	2400
FD03	750	2100	300	2400
FD04	900	2400	-	2400
FD05	1200	2400	-	2400
O	O	O	O	O
W01	750	2100	300	2400
W02	750	1200	1200	2400
W03	750	1500	900	2400
W04	1750	1500	900	2400
O	O	O	O	O
DW01	2400	2400	-	2400
DW02	5275	2400	-	2400
DW03	1415	2400	-	2400
DW04	1605	2400	-	2400
DW05	1975	2400	-	2400
DW06	2700	2400	-	2400
O	O	O	O	O
OP01	750	1200	1200	2400

TOWER - E & F

S.no	Description	Total Area (sqm) TOWER E	TOWER F
1.00	STILT LEVEL	653.18	
2.00	1st FLOOR	506.28	709.47
3.00	2nd FLOOR	647.46	904.07
4.00	3rd FLOOR	647.46	924.80
5.00	4th FLOOR	647.46	924.80
6.00	5th FLOOR	647.46	924.80
7.00	6th FLOOR	647.46	924.80
8.00	7th FLOOR	647.46	924.80
9.00	8th FLOOR	647.46	924.80
10.00	9th FLOOR	647.46	924.80
11.00	10th FLOOR	647.46	924.80
12.00	11th FLOOR	647.46	924.80
13.00	12th FLOOR	647.46	924.80
14.00	13th FLOOR	647.46	924.80
15.00	14th FLOOR	647.46	924.80
16.00	15th FLOOR	647.46	924.80
17.00	16th FLOOR	647.46	924.80
18.00	17th FLOOR	647.46	924.80
19.00	18th FLOOR-Refuge	622.64	891.77
20.00	19th FLOOR	647.46	924.80
21.00	20th FLOOR	647.46	924.80
22.00	21st FLOOR	647.46	924.80
23.00	22nd FLOOR	647.46	924.80
24.00	23rd FLOOR	647.46	924.80
25.00	24th FLOOR	647.46	924.80
26.00	25th FLOOR	647.46	924.80
27.00	26th FLOOR	647.46	924.80
28.00	27th FLOOR-Refuge		891.77
28.00	Terrace Floor +LMR		
29.00	OHT		
TOTAL FAR AREA		**16994.633**	**24994.052**
TOTAL FAR AREA (E+F)		**41988.685**	

TOWER E

DOOR /WINDOW	WIDTH	HEIGHT	SILL	LINTEL
D02	1050	2400	-	2400
D03	800	2400	-	2400
D04	900	2400	-	2400
D05	1200	2400	300	2400
D06	500	2400	300	2400
D08	1250	2400	-	2400
D09	1800	2400	-	2400
D10	1250	2400	-	2400
D11	750	2100	300	2400
D12	600	2100	300	2400
D13	1200	2400	-	2400
D14	1500	2400	-	2400
O	O	O	O	O
FD01	1500	2100	300	2400
FD02	750	2100	300	2400
FD03	1100	2400	-	2400
FD04	900	2400	-	2400
FD05	1250	2400	-	2400
O	O	O	O	O
W01	1900	1500	900	2400
W02	750	1200	1200	2400
W03	750	2100	300	2400
W04	1875	1200	1200	2400
W05	635	1500	900	2400
W06	1925	1500	900	2400
O	O	O	O	O
DW01	2400	2400	-	2400
DW02	1600	2400	-	2400
DW03	2660	2400	-	2400
DW04	2850	2400	-	2400
O	O	O	O	O
OP01	750	1200	1200	2400

STRUCTURAL CONSULTANTS:
GOKANI CONSULTANTS

MEP CONSULTANTS:
CESPL PVT LTD.

DEVELOPER:
GODREJ PROPERTIES LTD

ARCHITECT:
ARCHITECTURE COLLECTIVE

REVISED BUILDING PLAN OF GROUP HOUSING COLONY OF AN AREA MEASURING 14.86225 ACRES (LICENSE NO.105 OF 2010 DATED 03.12.2010 & 29 of 2024 DATED. 21.02.2024) in SECTOR-103, GURUGRAM BEING DEVELOPED BY GODREJ VESTAMARK LLP.

TOWER E AND F
GROUND COVERAGE

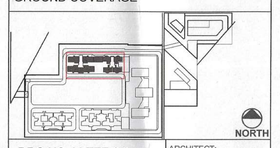

DRG.NO. M-TEF-2.0

SCALE : 1:100

DATE :

DEALT : VANSHICA

CA Registration No. CA/99/25531

ARCHITECT: GAURAV SANAN

OWNER'S SIGN.
Godrej Vestamark LLP

Authorised Signatory

ARCHITECTS SIGN.