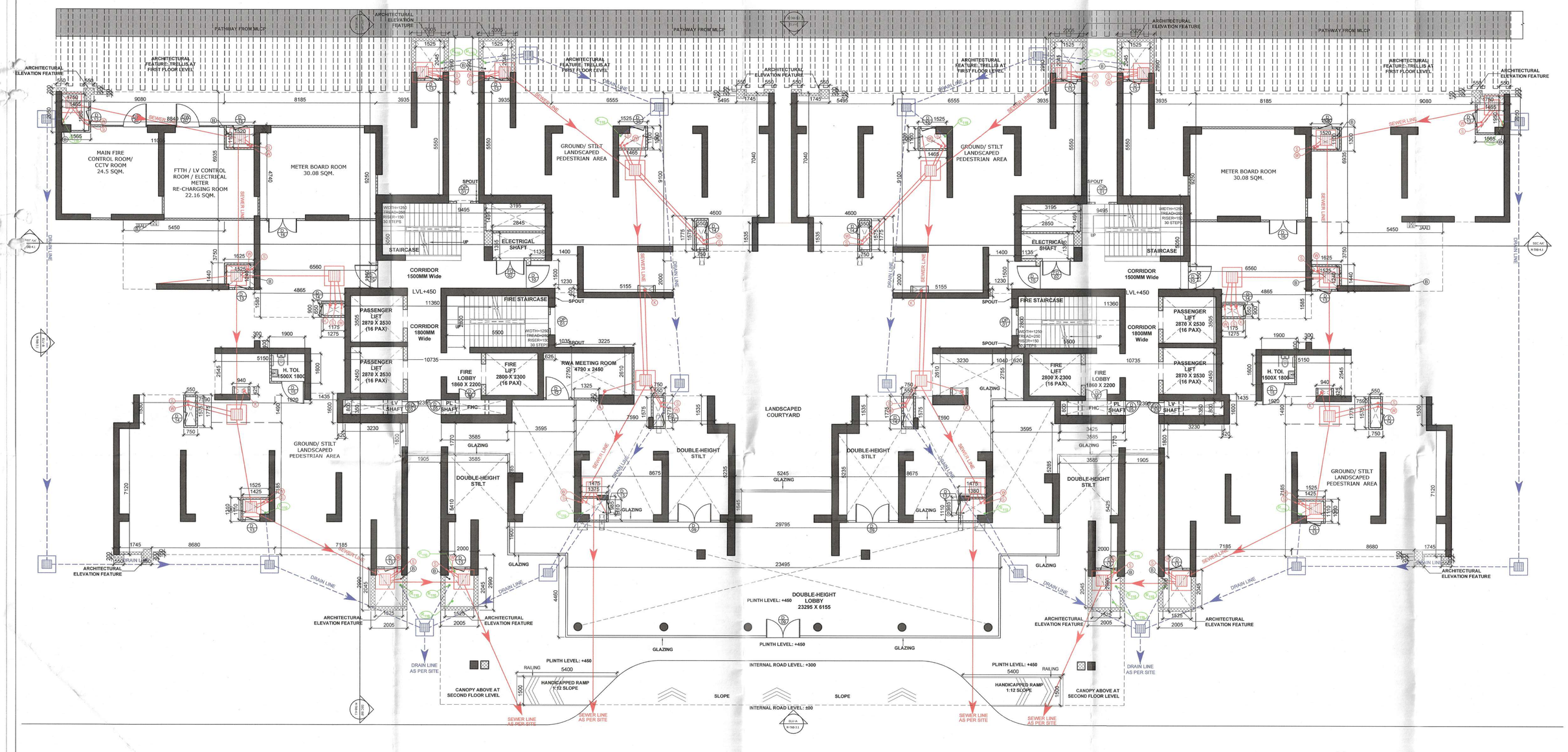

TOWER A & B_GROUND/STILT FLOOR PLAN
SCALE 1:100

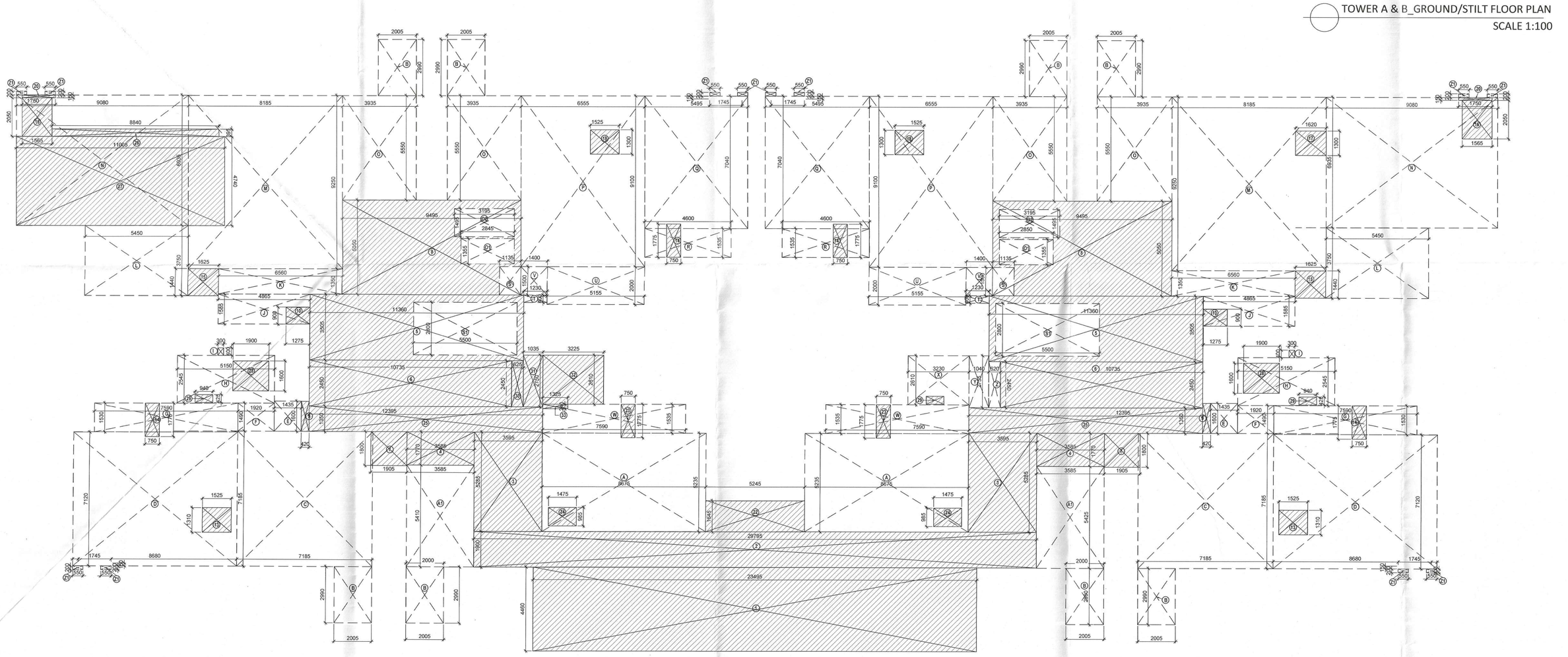

TOWER A & B_GROUND/STILT AREA DIAGRAM
SCALE 1:100

TOWER A & B DOOR/ WINDOW	WIDTH	HEIGHT	SILL	LINTEL
D02	1050	2400	-	2400
D03	800	2400	-	2400
D05	800	2400	300	2400
D06	1200	2400	300	2400
D07	750	2400	300	2400
D08	600	2400	300	2400
D09	1800	2400	-	2400
D10	1250	2400	-	2400
D11	1250	2400	-	2400
D13 (LOUVERED DOOR)	750	2400	-	2400
D14 (LOUVERED DOOR)	600	2400	-	2400
D15	1200	2400	-	2400
D16	1500	2400	-	2400
O	O	O	O	O
FD01	1250	2400	-	2400
FD02	1500	2100	300	2400
FD03	600	2100	300	2400
FD04	900	2400	-	2400
FD05	1100	2400	-	2400
O	O	O	O	O
W01	750	2100	300	2400
W02	750	1200	1200	2400
W03	750	1500	900	2400
O	O	O	O	O
DW01	2400	2400	-	2400
DW02	5035	2400	-	2400
DW03	1580	2400	-	2400
DW04	1800	2400	-	2400
DW05	1605	2400	-	2400
DW06	1800	2400	-	2400
DW07	2725	2400	-	2400
DW08	2800	2400	-	2400
O	O	O	O	O
OP01	750	1200	1200	2400

TOWER A&B: GROUND FLOOR FAR CALCULATION

S.NO.	LENGTH(M)	WIDTH(M)	NO.	AREA(SQ.M.)
COVERED AREA				
1	23.495	4.460	1	104.788
2	29.795	1.900	1	56.611
3	3.685	5.275	2	37.999
4	3.585	1.770	2	12.691
5	11.360	3.505	2	79.634
6	10.735	2.450	2	52.607
7	1.905	1.800	2	6.858
8	9.695	5.050	2	95.900
9	0.420	1.600	2	1.344
10	1.275	0.900	2	2.295
13	1.525	1.310	2	3.996
14	0.750	1.775	4	5.325
15	1.625	1.440	2	4.680
16	1.565	2.050	2	6.417
17	1.620	1.300	1	2.106
18	1.525	1.300	2	3.965
20	1.750	0.150	2	0.525
22	5.245	1.645	1	8.628
23	0.750	1.775	2	2.663
24	1.475	0.985	2	2.906
25	12.395	1.350	2	33.467
26	8.840	0.395	1	3.492
27	11.005	4.740	1	52.164
28	1.900	1.600	2	6.080
29	0.940	0.425	2	0.799
30	0.625	2.450	1	1.531
31	1.035	2.750	1	2.846
32	3.225	2.610	1	8.417
33	1.325	0.240	1	0.318
	TOTAL ADDITIONS (A)			**601.043**
DEDUCTION				
O1	2.850	1.355	2	7.724
O2	3.195	1.495	2	9.553
S	1.135	1.500	2	3.405
S1	5.550	2.800	2	30.800
	DEDUCTION (B)			**51.482**

F.A.R= COVERED AREA (A) - DEDUCTION (B) 549.561

TOWER A&B: GROUND FLOOR NON-FAR CALCULATION

S.NO.	LENGTH(M)	WIDTH(M)	NO.	AREA(SQ.M.)
COVERED AREA				
A	8.675	5.235	2	90.827
B	2.005	2.390	8	47.960
C	7.185	7.185	2	103.248
D	8.680	7.120	2	123.603
E	1.435	1.600	2	4.592
F	1.920	1.490	2	5.722
G	7.590	1.530	2	23.225
H	5.150	2.545	2	26.214
I	0.300	0.400	2	0.240
J	4.865	1.585	2	15.422
K	6.560	1.350	2	17.712
L	5.450	3.720	2	40.879
M	8.185	9.250	2	151.423
N	9.080	6.935	2	125.940
O	3.935	5.550	4	87.357
O1	2.843	1.355	2	7.710
O2	3.195	1.495	2	9.553
P	6.555	9.100	2	119.301
Q	5.495	7.040	2	77.370
R	4.600	1.535	2	14.122
S	1.135	1.500	2	3.405
T	1.230	0.400	2	0.984
U	5.155	2.000	2	20.620
V	1.400	1.500	2	4.200
W	7.590	1.535	2	23.301
X	3.230	2.610	1	8.430
Y	1.040	2.755	1	2.865
Z	0.620	2.450	1	1.519
A1	3.585	5.415	2	38.826
Z1	0.550	0.200	12	1.320
	TOTAL ADDITIONS (A)			**1197.885**
DEDUCTION				
10	1.275	0.900	2	2.295
13	1.525	1.310	2	3.996
14	0.750	1.775	4	5.325
15	1.625	1.440	2	4.680
16	1.565	2.050	2	6.417
17	1.620	1.300	1	2.106
18	1.525	1.300	2	3.965
20	1.750	0.150	2	0.525
23	0.750	1.775	2	2.663
24	1.475	0.985	2	2.906
26	8.840	0.395	1	3.492
27	11.005	4.740	1	52.164
28	1.900	1.600	2	6.080
29	0.940	0.425	2	0.799
33	1.325	0.240	1	0.318
	DEDUCTION (B)			**97.729**

NON-F.A.R= COVERED AREA (A) - DEDUCTION (B) 1100.156

LEGEND : (Plumbing)

S. No.	SYMBOL	DESCRIPTION
1.	S	110Ø UPVC SOIL AND VENT PIPE
2.	W	110Ø UPVC WASTE AND VENT PIPE
3.	R 110	110Ø UPVC RAIN WATER PIPE
4.	B	110Ø UPVC BALCONY / CORRIDOR DRAIN PIPE
5.		CATCH PIT
6.		MANHOLE

Checked and found ok for Public Health (Internal) Service only subject to comments in in forwarding letter No. 16338 Dt. 24/4/24

Superintending Engineer (HQ) for Chief Engineer-I HSVP, Panchkula

SANCTIONED TO BE READ WITH THIS OFFICE MEMO NO.: DATED :

NOTES :-

- VRV System is being provided.
- Full DG power back up is being provided.
- Toilets are mechanical ventilated.
- All lifts shall have 100% power back-up.
- All electrical installations shall be as per provision of nbc.
- Fire-fighting/safety provisions will be as per relevant nbc provisions.
- Basement area shall have mechanically ventilated as per relevant code.
- All toilets are ventilated as per haryana building code 2017.
- Building has automatic sprinkler system wherever required by nbc.
- Building will be designed (structures) as per relevant i.s. codes for earthquake resistance.
- Solar panels of required capacity shall be provided on roof top as per hareda/zoning norms.
- All handicap ramps with railing.
- All fire fighting installations shall be as per provision of nbc.
- The rainwater harvesting system shall be provided as per central ground water auth.norms.

S.T.P.(HQ) Member Secretary B.P.A.C. | S.T.P.(G) C.T.P.(HQ) Member B.P.A.C. | Chairman B.P.A.C.
DTP (HQ) ATP(HQ)
AD PA ATP

STRUCTURAL CONSULTANTS: GOKANI CONSULTANTS — Varinder Kumar AD(HQ)

MEP CONSULTANTS: CESPL PVT LTD. — DDT(AT) MEMBER BPAC

DEVELOPER: GODREJ PROPERTIES LTD

ARCHITECT: ARCHITECTURE COLLECTIVE

REVISED BUILDING PLAN OF GROUP HOUSING COLONY OF AN AREA MEASURING 14.86225 ACRES (LICENSE NO.105 OF 2010 DATED 03.12.2010 & 29 of 2024 DATED. 21.02.2024) in SECTOR-103, GURUGRAM BEING DEVELOPED BY GODREJ VESTAMARK LLP.

TOWER A AND B
GROUND FLOOR PLAN

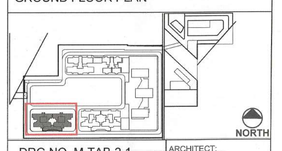

DRG.NO. M-TAB-2.1

ARCHITECT: GAURAV SAHAN

SCALE : 1:100
DATE :
DEALT : VANSHICA — CA Registration No. CA/99/25531

OWNER'S SIGN. — Godrej Vestamark LLP, Authorised Signatory

ARCHITECTS SIGN.